



Race Results

Tasmanian Racing Club, Hobart, September 21, 2014

Compilation date: September 22, 2014, 11:28:11 AM (EST)

Copyright © 2014 Tasracing Pty Ltd. All rights reserved.

Trademarks.

StrideMASTER is a registered trademark of Thoroughbred Ratings Pty Ltd.

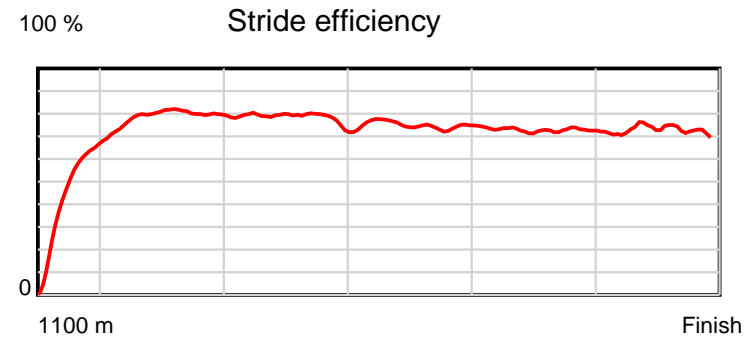
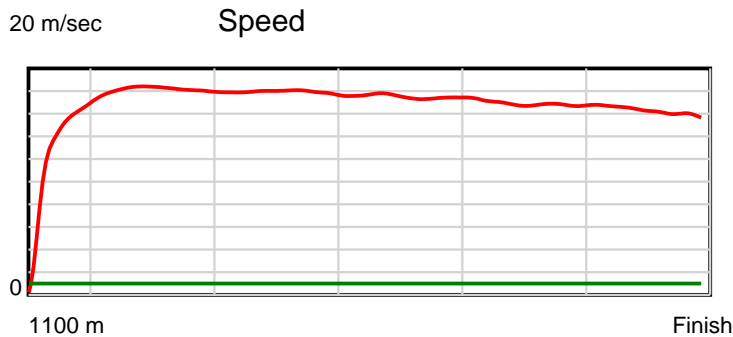
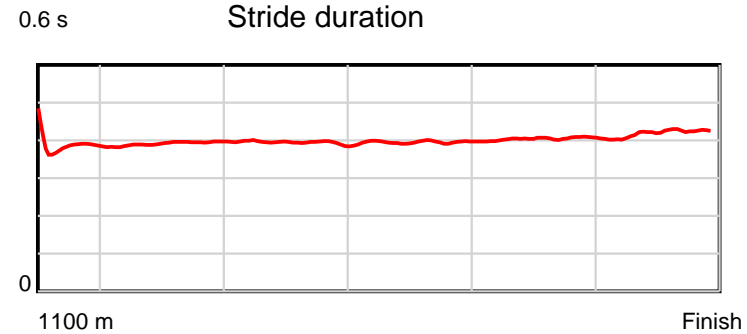
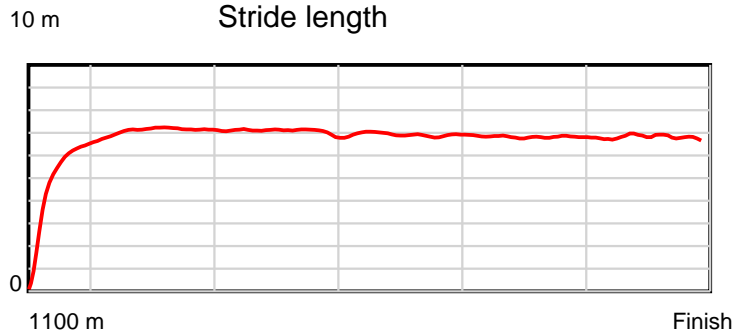
Disclaimer.

Tasracing Pty Ltd and Thoroughbred Ratings Pty Ltd accepts no responsibility for the completeness or accuracy of any of the information contained herein, and makes no representations about its suitability for any particular purpose. Users should make their own judgements about those matters and/or seek independent advice. You assume all risks associated with use of the data provided on this page.

Race Results

September 21, 2014, Race 8, CL4, Distance 1100m, Elwick Course Proper - Offset 3m

Result	TAB no.	Horse (Barrier)	1100 to	1000m to	800m to	600m to	400m to	200m to	Total or	Margin
1st	7	Miss Elsa (7)	1000m	800m	600m	400m	200m	WP	Average	
		Position in running (margin)	-	1(0.0)	1(0.0)	1(0.0)	1(0.0)	1(0.0)		0.00
		Sectional time (s)	8.88	10.66	11.06	11.48	11.68	12.31		
		Cumulative time (s)	66.07	57.19	46.53	35.47	23.99	12.31	1:06.06	
		Speed (m/s)	11.26	18.76	18.08	17.42	17.12	16.25	16.65	
		Stride length (m)	4.47	7.35	7.12	6.89	6.91	6.79	6.66	
		Stride duration (s)	0.397	0.392	0.393	0.395	0.404	0.418	0.400	
		Stride efficiency (%)	31.18	84.47	79.13	74.12	74.70	72.03	69.34	
		Stride count	22.39	27.20	28.11	29.04	28.93	29.46	165.13	



Note: Horizontal distance axis grid lines are 200m furlongs.

Disclaimer.

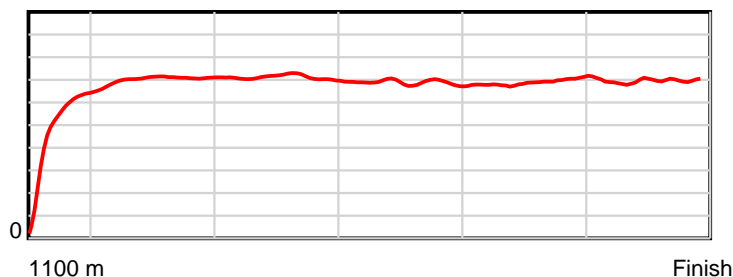
Tasracing Pty Ltd and Thoroughbred Ratings Pty Ltd accepts no responsibility for the completeness or accuracy of any of the information contained herein, and makes no representations about its suitability for any particular purpose. Users should make their own judgements about those matters and/or seek independent advice. You assume all risks associated with use of the data provided on this page.

Race Results

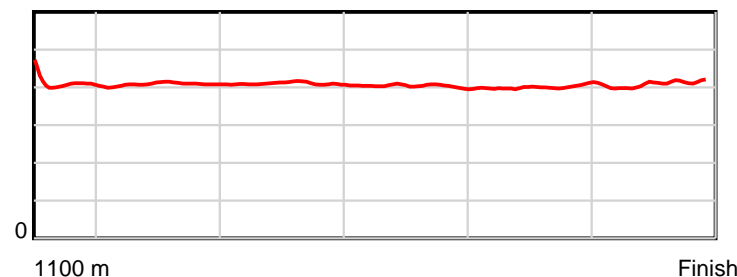
September 21, 2014, Race 8, CL4, Distance 1100m, Elwick Course Proper - Offset 3m

Result	TAB no.	Horse (Barrier)	1100 to	1000m to	800m to	600m to	400m to	200m to	Total or	Margin
2nd	3	Yuppony (3)	1000m	800m	600m	400m	200m	WP	Average	
		Position in running (margin)	-	3(1.0)	3(4.7)	4(7.4)	3(8.0)	3(6.6)		3.30
		Sectional time (s)	9.15	11.29	11.49	11.59	11.45	11.71		
		Cumulative time (s)	66.67	57.52	46.23	34.74	23.15	11.71	1:06.67	
		Speed (m/s)	10.93	17.71	17.41	17.26	17.47	17.08	16.50	
		Stride length (m)	4.57	7.25	7.13	6.96	7.01	6.97	6.73	
		Stride duration (s)	0.409	0.409	0.410	0.403	0.401	0.408	0.408	
		Stride efficiency (%)	32.59	82.03	79.39	75.60	76.71	75.87	70.68	
		Stride count	21.90	27.60	28.06	28.75	28.55	28.70	163.56	

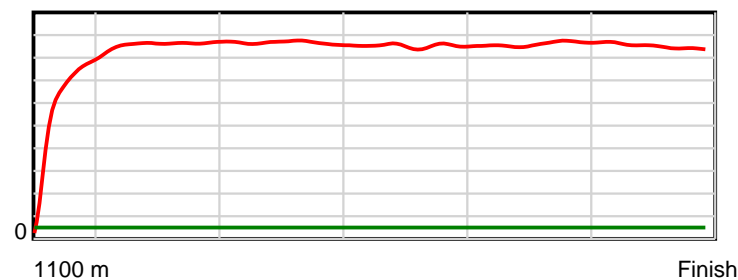
10 m Stride length



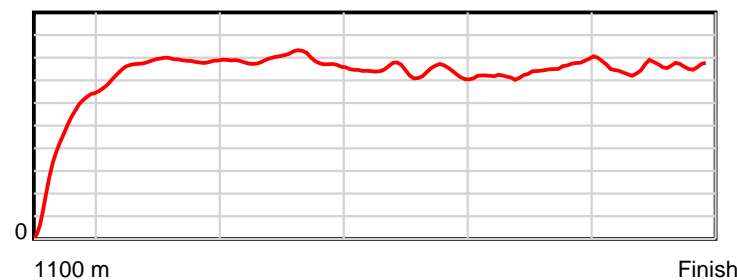
0.6 s Stride duration



20 m/sec Speed



100 % Stride efficiency



Note: Horizontal distance axis grid lines are 200m furlongs.

Disclaimer.

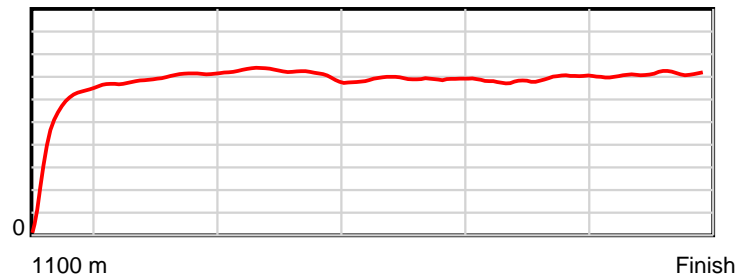
Tasracing Pty Ltd and Thoroughbred Ratings Pty Ltd accepts no responsibility for the completeness or accuracy of any of the information contained herein, and makes no representations about its suitability for any particular purpose. Users should make their own judgements about those matters and/or seek independent advice. You assume all risks associated with use of the data provided on this page.

Race Results

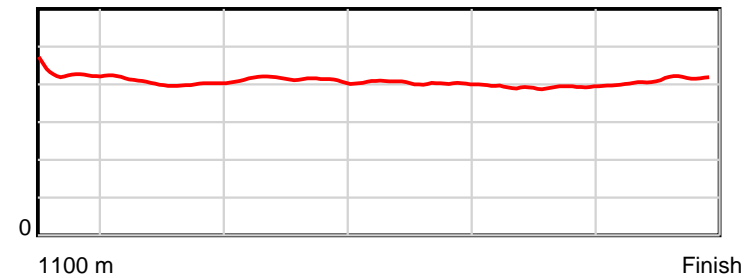
September 21, 2014, Race 8, CL4, Distance 1100m, Elwick Course Proper - Offset 3m

Result	TAB no.	Horse (Barrier)	1100 to	1000m to	800m to	600m to	400m to	200m to	Total or	Margin
3rd	5	Tuesdaynitedel... (6)	1000m	800m	600m	400m	200m	WP	Average	
		Position in running (margin)	-	5(3.2)	6(7.6)	6(9.5)	5(9.8)	4(8.0)		3.50
		Sectional time (s)	9.56	11.39	11.38	11.53	11.39	11.48		
		Cumulative time (s)	66.71	57.15	45.77	34.39	22.87	11.48	1:06.70	
		Speed (m/s)	10.46	17.56	17.57	17.35	17.56	17.42	16.49	
		Stride length (m)	4.65	7.10	7.26	7.00	6.90	7.16	6.76	
		Stride duration (s)	0.432	0.404	0.413	0.403	0.393	0.411	0.410	
		Stride efficiency (%)	33.85	78.78	82.41	76.58	74.32	80.20	71.44	
		Stride count	21.49	28.17	27.54	28.57	29.00	27.92	162.69	

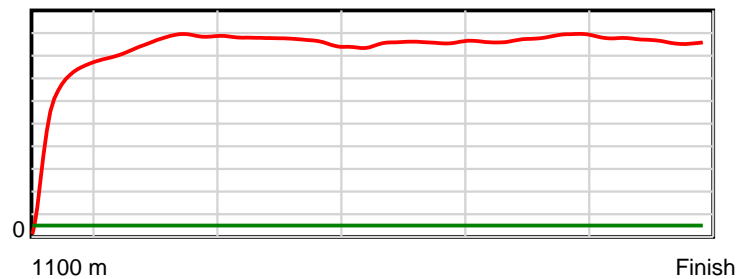
10 m Stride length



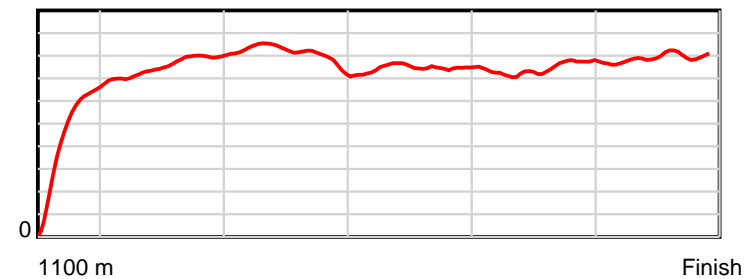
0.6 s Stride duration



20 m/sec Speed



100 % Stride efficiency



Note: Horizontal distance axis grid lines are 200m furlongs.

Disclaimer.

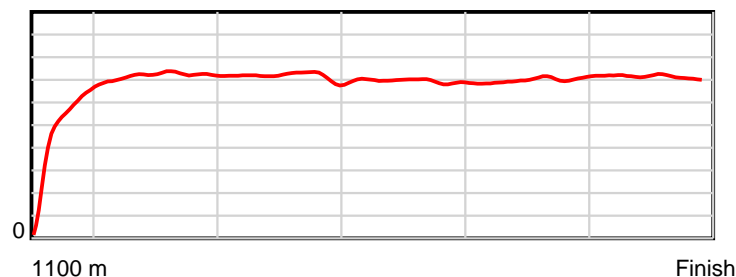
Tasracing Pty Ltd and Thoroughbred Ratings Pty Ltd accepts no responsibility for the completeness or accuracy of any of the information contained herein, and makes no representations about its suitability for any particular purpose. Users should make their own judgements about those matters and/or seek independent advice. You assume all risks associated with use of the data provided on this page.

Race Results

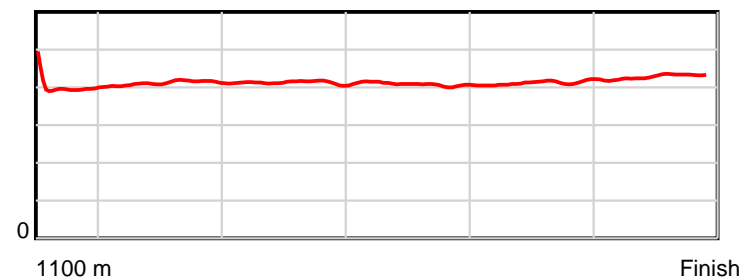
September 21, 2014, Race 8, CL4, Distance 1100m, Elwick Course Proper - Offset 3m

Result	TAB no.	Horse (Barrier)	1100 to	1000m to	800m to	600m to	400m to	200m to	Total or	Margin
4th	9	Heartbreak Las... (2)	1000m	800m	600m	400m	200m	WP	Average	
		Position in running (margin)	-	4(1.0)	2(3.9)	2(5.8)	2(6.6)	2(6.1)		4.30
		Sectional time (s)	9.12	11.14	11.38	11.61	11.60	12.00		
		Cumulative time (s)	66.85	57.73	46.59	35.21	23.60	12.00	1:06.84	
		Speed (m/s)	10.96	17.95	17.57	17.23	17.24	16.67	16.45	
		Stride length (m)	4.60	7.39	7.25	7.04	7.11	7.14	6.83	
		Stride duration (s)	0.413	0.412	0.412	0.409	0.412	0.428	0.415	
		Stride efficiency (%)	33.11	85.31	82.08	77.36	79.02	79.59	72.97	
		Stride count	21.73	27.07	27.60	28.43	28.12	28.02	160.97	

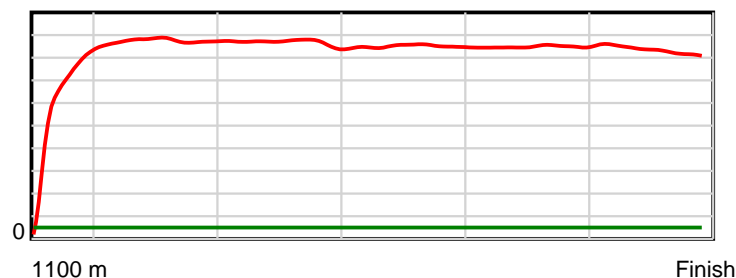
10 m Stride length



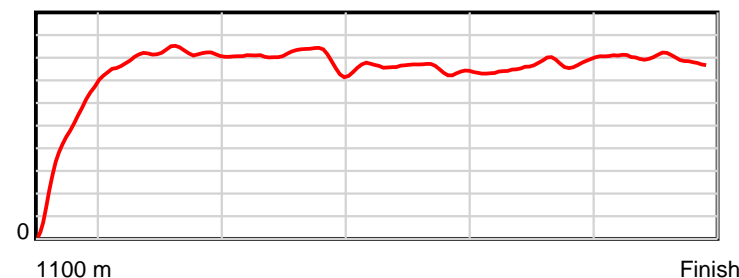
0.6 s Stride duration



20 m/sec Speed



100 % Stride efficiency



Note: Horizontal distance axis grid lines are 200m furlongs.

Disclaimer.

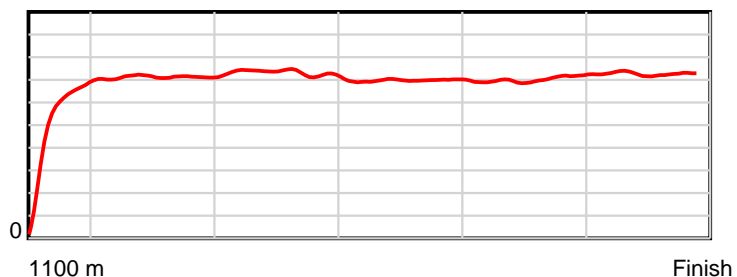
Tasracing Pty Ltd and Thoroughbred Ratings Pty Ltd accepts no responsibility for the completeness or accuracy of any of the information contained herein, and makes no representations about its suitability for any particular purpose. Users should make their own judgements about those matters and/or seek independent advice. You assume all risks associated with use of the data provided on this page.

Race Results

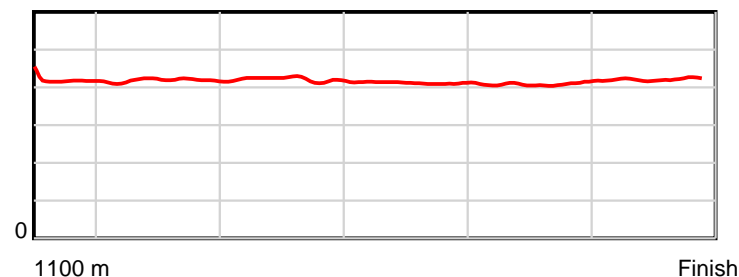
September 21, 2014, Race 8, CL4, Distance 1100m, Elwick Course Proper - Offset 3m

Result	TAB no.	Horse (Barrier)	1100 to	1000m to	800m to	600m to	400m to	200m to	Total or	Margin
5th	6	Vandermeer (4)	1000m	800m	600m	400m	200m	WP	Average	
		Position in running (margin)	-	6(3.3)	5(7.1)	5(9.4)	6(11.1)	6(10.0)		4.50
		Sectional time (s)	9.42	11.30	11.43	11.76	11.49	11.48		
		Cumulative time (s)	66.89	57.47	46.17	34.74	22.98	11.48	1:06.89	
		Speed (m/s)	10.61	17.70	17.50	17.01	17.41	17.42	16.44	
		Stride length (m)	4.50	7.40	7.38	6.99	7.10	7.33	6.86	
		Stride duration (s)	0.418	0.418	0.422	0.411	0.408	0.421	0.417	
		Stride efficiency (%)	31.68	85.53	85.12	76.42	78.77	83.88	73.48	
		Stride count	22.21	27.03	27.10	28.60	28.17	27.30	160.41	

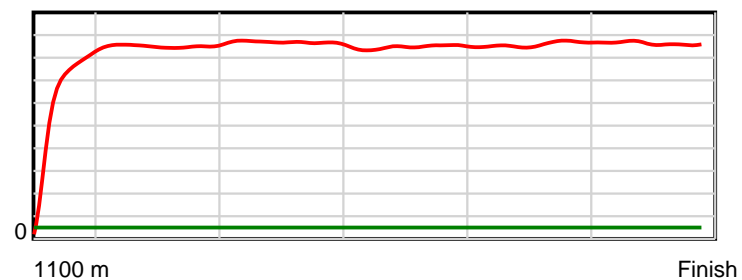
10 m Stride length



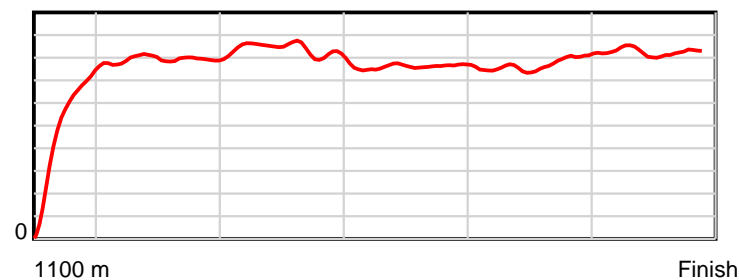
0.6 s Stride duration



20 m/sec Speed



100 % Stride efficiency



Note: Horizontal distance axis grid lines are 200m furlongs.

Disclaimer.

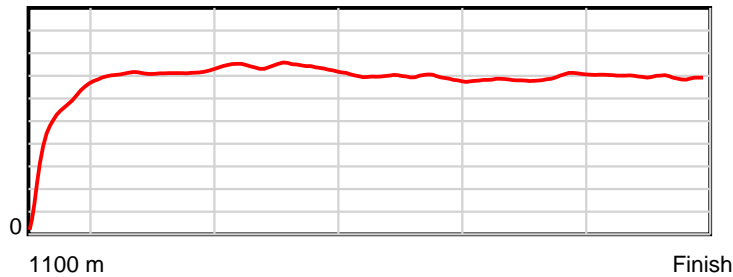
Tasracing Pty Ltd and Thoroughbred Ratings Pty Ltd accepts no responsibility for the completeness or accuracy of any of the information contained herein, and makes no representations about its suitability for any particular purpose. Users should make their own judgements about those matters and/or seek independent advice. You assume all risks associated with use of the data provided on this page.

Race Results

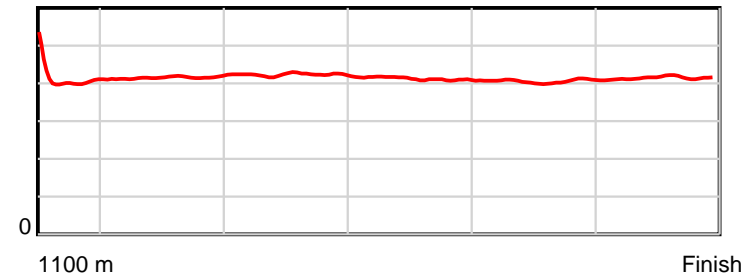
September 21, 2014, Race 8, CL4, Distance 1100m, Elwick Course Proper - Offset 3m

Result	TAB no.	Horse (Barrier)	1100 to	1000m to	800m to	600m to	400m to	200m to	Total or	Margin
6th	1	Shipspotting (1)	1000m	800m	600m	400m	200m	WP	Average	
		Position in running (margin)	-	2(0.9)	4(5.2)	3(7.3)	4(9.1)	5(9.2)		6.50
		Sectional time (s)	9.13	11.38	11.41	11.77	11.70	11.87		
		Cumulative time (s)	67.26	58.13	46.75	35.34	23.57	11.87	1:07.26	
		Speed (m/s)	10.95	17.57	17.53	16.99	17.09	16.85	16.35	
		Stride length (m)	4.68	7.31	7.40	7.00	6.93	6.99	6.80	
		Stride duration (s)	0.420	0.416	0.422	0.412	0.406	0.415	0.416	
		Stride efficiency (%)	34.20	83.57	85.56	76.48	75.09	76.35	72.22	
		Stride count	21.38	27.35	27.03	28.59	28.85	28.61	161.81	

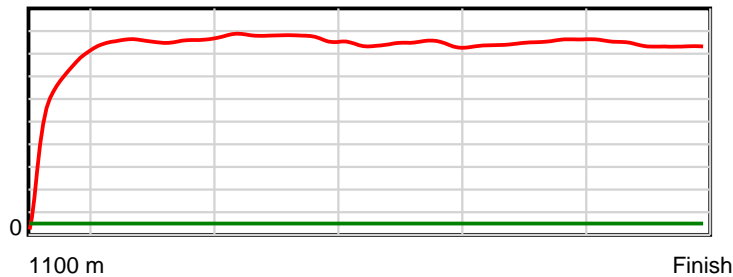
10 m Stride length



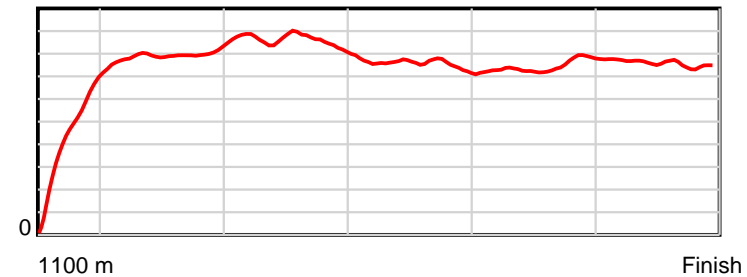
0.6 s Stride duration



20 m/sec Speed



100 % Stride efficiency



Note: Horizontal distance axis grid lines are 200m furlongs.

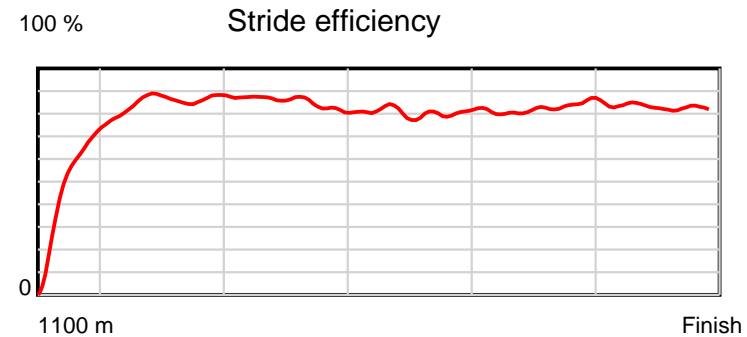
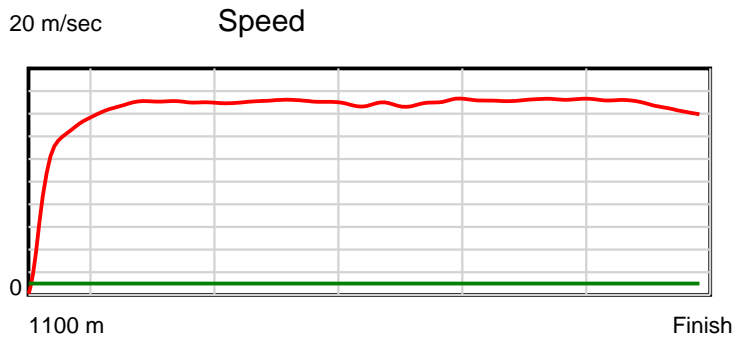
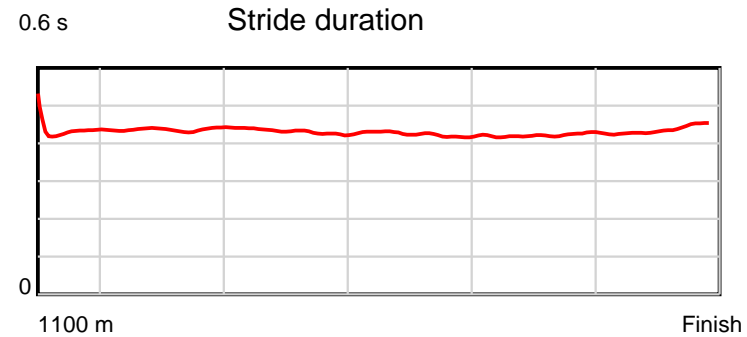
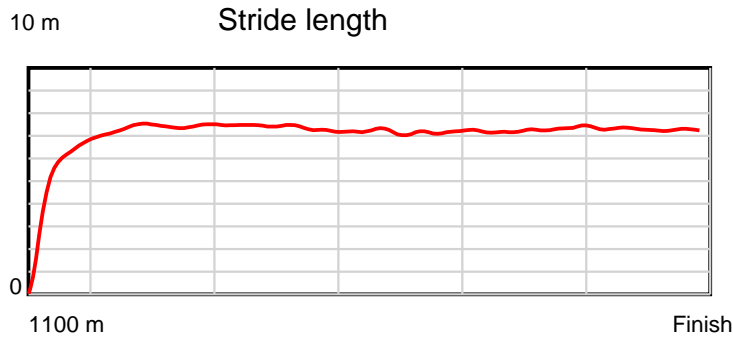
Disclaimer.

Tasracing Pty Ltd and Thoroughbred Ratings Pty Ltd accepts no responsibility for the completeness or accuracy of any of the information contained herein, and makes no representations about its suitability for any particular purpose. Users should make their own judgements about those matters and/or seek independent advice. You assume all risks associated with use of the data provided on this page.

Race Results

September 21, 2014, Race 8, CL4, Distance 1100m, Elwick Course Proper - Offset 3m

Result	TAB no.	Horse (Barrier)	1100 to	1000m to	800m to	600m to	400m to	200m to	Total or	Margin
7th	4	Chiming (5)	1000m	800m	600m	400m	200m	WP	Average	
		Position in running (margin)	-	7(3.4)	7(7.7)	7(10.9)	7(12.4)	7(11.1)		10.30
		Sectional time (s)	9.88	11.38	11.60	11.72	11.47	11.93		
		Cumulative time (s)	67.98	58.10	46.72	35.12	23.40	11.93	1:07.98	
		Speed (m/s)	10.12	17.57	17.24	17.06	17.44	16.76	16.18	
		Stride length (m)	4.72	7.68	7.43	7.24	7.36	7.31	7.04	
		Stride duration (s)	0.443	0.437	0.431	0.424	0.422	0.436	0.435	
		Stride efficiency (%)	34.80	92.09	86.35	81.86	84.66	83.59	77.41	
		Stride count	21.19	26.05	26.90	27.63	27.17	27.35	156.29	



Note: Horizontal distance axis grid lines are 200m furlongs.

Disclaimer.

Tasracing Pty Ltd and Thoroughbred Ratings Pty Ltd accepts no responsibility for the completeness or accuracy of any of the information contained herein, and makes no representations about its suitability for any particular purpose. Users should make their own judgements about those matters and/or seek independent advice. You assume all risks associated with use of the data provided on this page.