



Race Results

Tasmanian Racing Club, Hobart, September 21, 2014

Compilation date: September 22, 2014, 11:30:18 AM (EST)

Copyright © 2014 Tasracing Pty Ltd. All rights reserved.

Trademarks.

StrideMASTER is a registered trademark of Thoroughbred Ratings Pty Ltd.

Disclaimer.

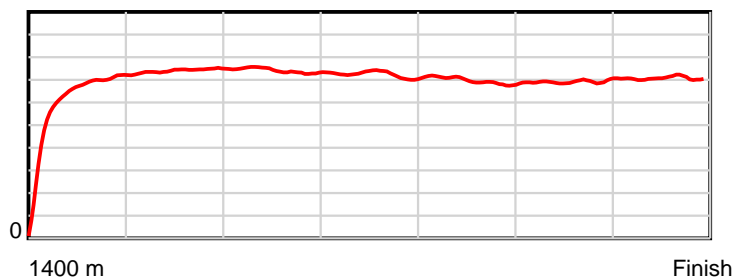
Tasracing Pty Ltd and Thoroughbred Ratings Pty Ltd accepts no responsibility for the completeness or accuracy of any of the information contained herein, and makes no representations about its suitability for any particular purpose. Users should make their own judgements about those matters and/or seek independent advice. You assume all risks associated with use of the data provided on this page.

Race Results

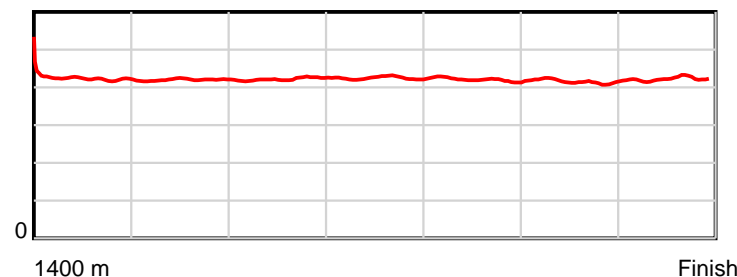
September 21, 2014, Race 9, BM82, Distance 1400m, Elwick Course Proper - Offset 3m

| Result | TAB no. | Horse (Barrier) | 1400 to | 1200m to | 1000m to | 800m to | 600m to | 400m to | 200m to | Total or | Margin |
|--------|---------|------------------------------|---------|----------|----------|---------|---------|---------|---------|----------|--------|
| 1st | 2 | Gee Gee's La Q... (3) | 1200m | 1000m | 800m | 600m | 400m | 200m | WP | Average | |
| | | Position in running (margin) | - | 10(0.0) | 11(0.0) | 11(0.0) | 11(0.0) | 11(0.0) | 9(0.0) | | 0.00 |
| | | Sectional time (s) | 15.55 | 11.08 | 11.31 | 11.70 | 12.26 | 11.85 | 11.85 | | |
| | | Cumulative time (s) | 85.61 | 70.06 | 58.97 | 47.67 | 35.96 | 23.70 | 11.85 | 1:25.61 | |
| | | Speed (m/s) | 12.86 | 18.05 | 17.68 | 17.09 | 16.31 | 16.88 | 16.88 | 16.35 | |
| | | Stride length (m) | 5.48 | 7.58 | 7.46 | 7.25 | 6.85 | 7.00 | 7.12 | 6.89 | |
| | | Stride duration (s) | 0.426 | 0.420 | 0.422 | 0.424 | 0.420 | 0.415 | 0.422 | 0.421 | |
| | | Stride efficiency (%) | 46.87 | 89.74 | 86.92 | 82.22 | 73.39 | 76.67 | 79.17 | 74.23 | |
| | | Stride count | 36.52 | 26.39 | 26.82 | 27.57 | 29.18 | 28.55 | 28.10 | 203.13 | |

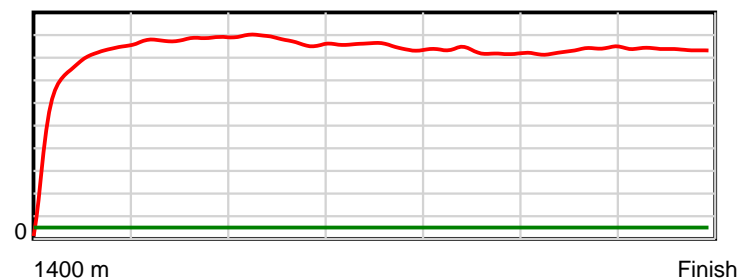
10 m Stride length



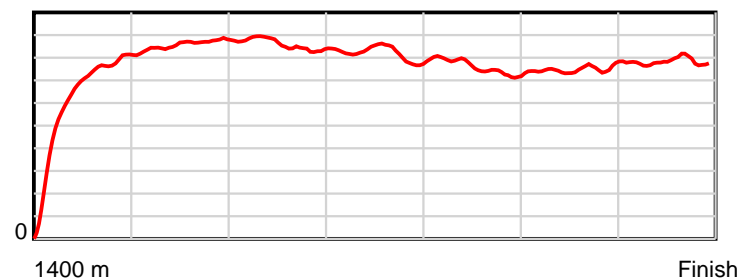
0.6 s Stride duration



20 m/sec Speed



100 % Stride efficiency



Note: Horizontal distance axis grid lines are 200m furlongs.

Disclaimer.

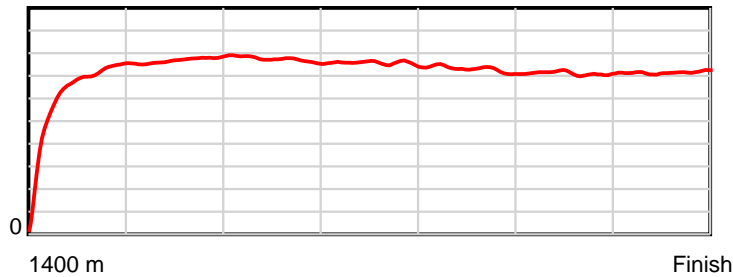
Tasracing Pty Ltd and Thoroughbred Ratings Pty Ltd accepts no responsibility for the completeness or accuracy of any of the information contained herein, and makes no representations about its suitability for any particular purpose. Users should make their own judgements about those matters and/or seek independent advice. You assume all risks associated with use of the data provided on this page.

Race Results

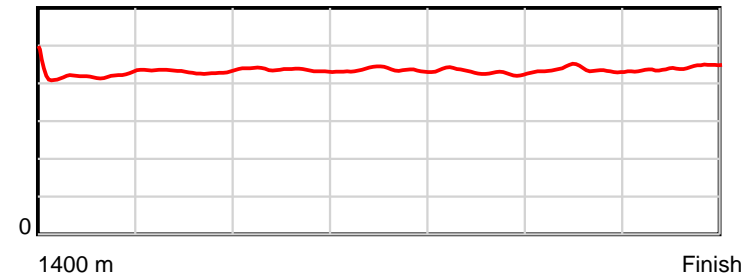
September 21, 2014, Race 9, BM82, Distance 1400m, Elwick Course Proper - Offset 3m

| Result | TAB no. | Horse (Barrier) | 1400 to | 1200m to | 1000m to | 800m to | 600m to | 400m to | 200m to | Total or | Margin |
|--------|---------|------------------------------|--------------|--------------|-------------|-------------|-------------|-------------|-----------|----------------|--------|
| 2nd | 3 | Second Dozen (7) | 1200m | 1000m | 800m | 600m | 400m | 200m | WP | Average | |
| | | Position in running (margin) | - | 5(0.0) | 7(0.0) | 9(0.0) | 9(0.0) | 7(0.0) | 6(0.0) | | 0.50 |
| | | Sectional time (s) | 14.99 | 11.00 | 11.34 | 11.74 | 12.38 | 12.11 | 12.15 | | |
| | | Cumulative time (s) | 85.70 | 70.71 | 59.72 | 48.38 | 36.64 | 24.26 | 12.15 | 1:25.70 | |
| | | Speed (m/s) | 13.34 | 18.18 | 17.64 | 17.04 | 16.16 | 16.52 | 16.46 | 16.34 | |
| | | Stride length (m) | 5.66 | 7.84 | 7.68 | 7.42 | 6.95 | 7.19 | 7.28 | 7.07 | |
| | | Stride duration (s) | 0.427 | 0.431 | 0.435 | 0.435 | 0.430 | 0.435 | 0.442 | 0.433 | |
| | | Stride efficiency (%) | 49.98 | 96.07 | 92.12 | 85.96 | 75.55 | 80.73 | 82.72 | 78.15 | |
| | | Stride count | 35.36 | 25.51 | 26.05 | 26.97 | 28.76 | 27.83 | 27.49 | 197.97 | |

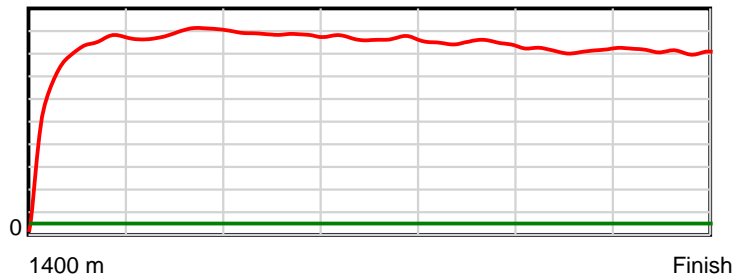
10 m Stride length



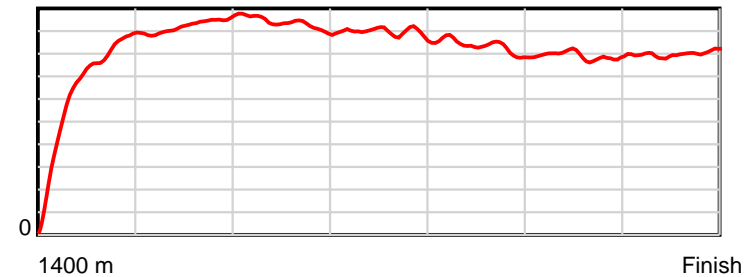
0.6 s Stride duration



20 m/sec Speed



100 % Stride efficiency



Note: Horizontal distance axis grid lines are 200m furlongs.

Disclaimer.

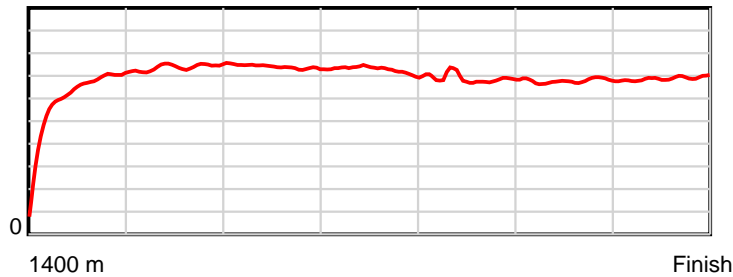
Tasracing Pty Ltd and Thoroughbred Ratings Pty Ltd accepts no responsibility for the completeness or accuracy of any of the information contained herein, and makes no representations about its suitability for any particular purpose. Users should make their own judgements about those matters and/or seek independent advice. You assume all risks associated with use of the data provided on this page.

Race Results

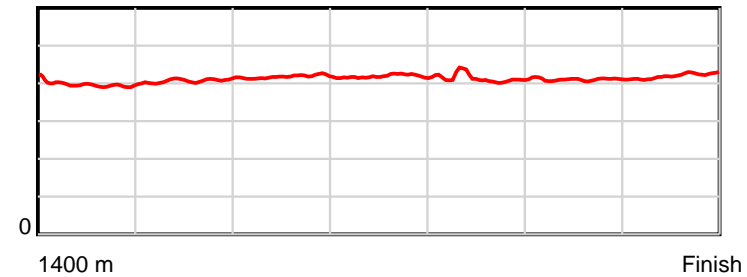
September 21, 2014, Race 9, BM82, Distance 1400m, Elwick Course Proper - Offset 3m

| Result | TAB no. | Horse (Barrier) | 1400 to | 1200m to | 1000m to | 800m to | 600m to | 400m to | 200m to | Total or | Margin |
|--------|---------|------------------------------|---------|----------|----------|---------|---------|---------|---------|----------|--------|
| 3rd | 1 | Spy Wears Prad... (10) | 1200m | 1000m | 800m | 600m | 400m | 200m | WP | Average | |
| | | Position in running (margin) | - | 11(0.0) | 10(0.0) | 10(0.0) | 10(0.0) | 10(0.0) | 8(0.0) | | 1.00 |
| | | Sectional time (s) | 15.70 | 10.73 | 11.21 | 11.76 | 12.51 | 11.90 | 11.98 | | |
| | | Cumulative time (s) | 85.79 | 70.09 | 59.35 | 48.14 | 36.38 | 23.88 | 11.98 | 1:25.79 | |
| | | Speed (m/s) | 12.74 | 18.64 | 17.84 | 17.01 | 15.99 | 16.81 | 16.69 | 16.32 | |
| | | Stride length (m) | 5.28 | 7.55 | 7.43 | 7.10 | 6.45 | 6.87 | 7.03 | 6.73 | |
| | | Stride duration (s) | 0.398 | 0.405 | 0.417 | 0.418 | 0.404 | 0.409 | 0.421 | 0.412 | |
| | | Stride efficiency (%) | 43.52 | 88.97 | 86.38 | 78.79 | 65.07 | 73.76 | 77.15 | 70.77 | |
| | | Stride count | 37.90 | 26.51 | 26.90 | 28.17 | 30.99 | 29.11 | 28.46 | 208.04 | |

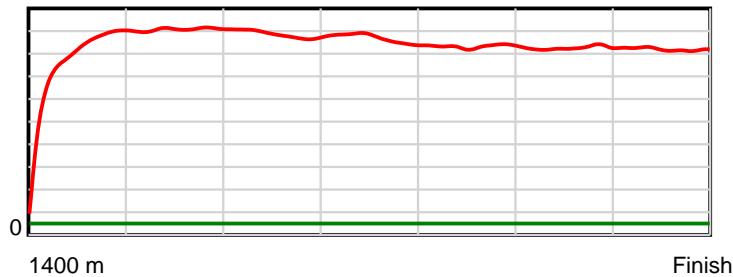
10 m Stride length



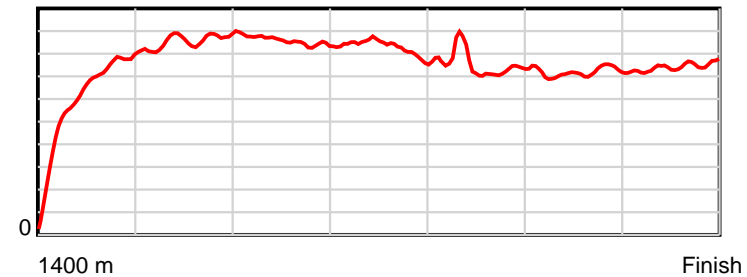
0.6 s Stride duration



20 m/sec Speed



100 % Stride efficiency



Note: Horizontal distance axis grid lines are 200m furlongs.

Disclaimer.

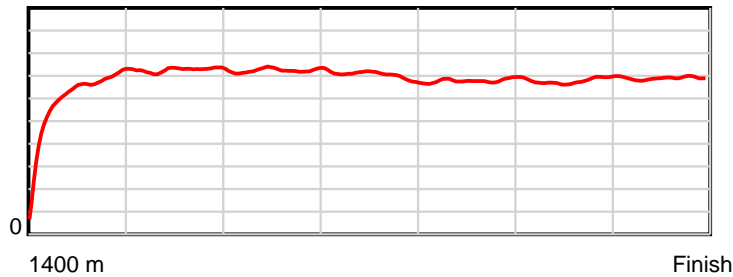
Tasracing Pty Ltd and Thoroughbred Ratings Pty Ltd accepts no responsibility for the completeness or accuracy of any of the information contained herein, and makes no representations about its suitability for any particular purpose. Users should make their own judgements about those matters and/or seek independent advice. You assume all risks associated with use of the data provided on this page.

Race Results

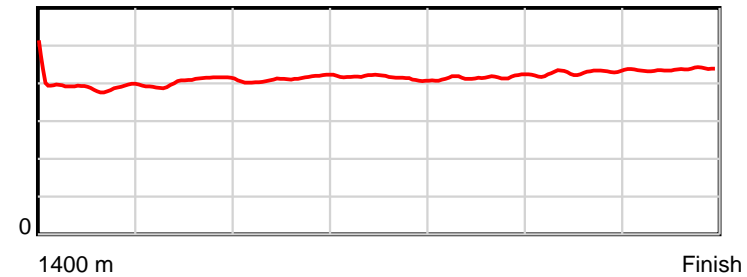
September 21, 2014, Race 9, BM82, Distance 1400m, Elwick Course Proper - Offset 3m

| Result | TAB no. | Horse (Barrier) | 1400 to | 1200m to | 1000m to | 800m to | 600m to | 400m to | 200m to | Total or | Margin |
|--------|---------|------------------------------|--------------|--------------|-------------|-------------|-------------|-------------|-----------|----------------|--------|
| 4th | 9 | Fashion Label (8) | 1200m | 1000m | 800m | 600m | 400m | 200m | WP | Average | |
| | | Position in running (margin) | - | 2(0.0) | 2(0.0) | 2(0.0) | 2(0.0) | 2(0.0) | 4(0.0) | | 1.10 |
| | | Sectional time (s) | 14.60 | 11.03 | 11.26 | 11.73 | 12.23 | 12.48 | 12.47 | | |
| | | Cumulative time (s) | 85.81 | 71.21 | 60.18 | 48.92 | 37.19 | 24.95 | 12.47 | 1:25.81 | |
| | | Speed (m/s) | 13.70 | 18.13 | 17.76 | 17.05 | 16.35 | 16.03 | 16.04 | 16.31 | |
| | | Stride length (m) | 5.47 | 7.36 | 7.32 | 7.06 | 6.80 | 6.86 | 6.99 | 6.78 | |
| | | Stride duration (s) | 0.400 | 0.406 | 0.412 | 0.414 | 0.416 | 0.428 | 0.436 | 0.416 | |
| | | Stride efficiency (%) | 46.81 | 84.59 | 83.83 | 77.91 | 72.25 | 73.60 | 76.46 | 71.83 | |
| | | Stride count | 36.54 | 27.18 | 27.31 | 28.32 | 29.41 | 29.14 | 28.59 | 206.49 | |

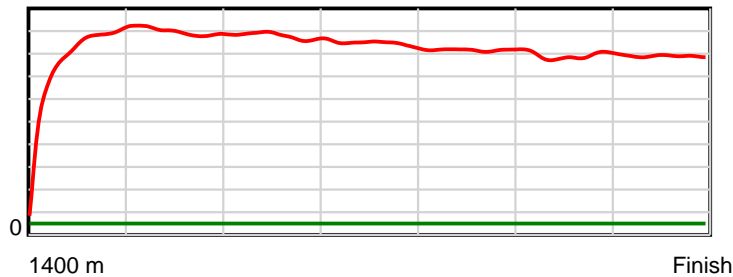
10 m Stride length



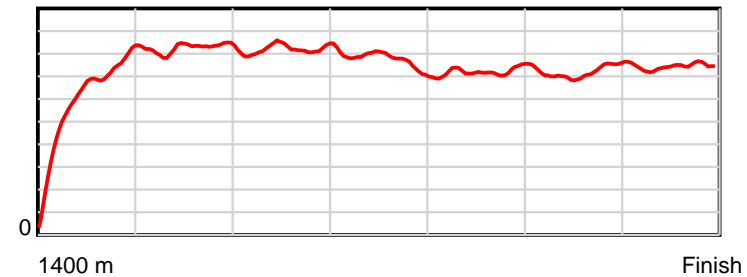
0.6 s Stride duration



20 m/sec Speed



100 % Stride efficiency



Note: Horizontal distance axis grid lines are 200m furlongs.

Disclaimer.

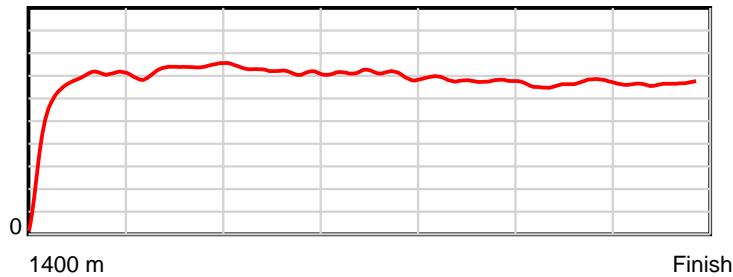
Tasracing Pty Ltd and Thoroughbred Ratings Pty Ltd accepts no responsibility for the completeness or accuracy of any of the information contained herein, and makes no representations about its suitability for any particular purpose. Users should make their own judgements about those matters and/or seek independent advice. You assume all risks associated with use of the data provided on this page.

Race Results

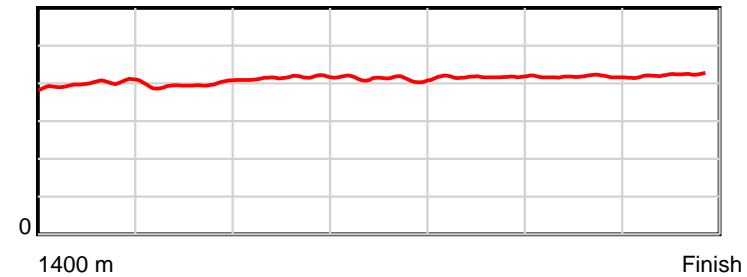
September 21, 2014, Race 9, BM82, Distance 1400m, Elwick Course Proper - Offset 3m

| Result | TAB no. | Horse (Barrier) | 1400 to | 1200m to | 1000m to | 800m to | 600m to | 400m to | 200m to | Total or | Margin |
|--------|---------|------------------------------|--------------|--------------|-------------|-------------|-------------|-------------|-----------|----------------|--------|
| 5th | 8 | Clan McLeod (5) | 1200m | 1000m | 800m | 600m | 400m | 200m | WP | Average | |
| | | Position in running (margin) | - | 8(0.0) | 3(0.0) | 3(0.0) | 3(0.0) | 4(0.0) | 3(0.0) | | 1.50 |
| | | Sectional time (s) | 15.25 | 10.39 | 11.35 | 11.64 | 12.36 | 12.30 | 12.60 | | |
| | | Cumulative time (s) | 85.89 | 70.64 | 60.25 | 48.90 | 37.26 | 24.90 | 12.60 | 1:25.89 | |
| | | Speed (m/s) | 13.12 | 19.25 | 17.62 | 17.18 | 16.18 | 16.26 | 15.87 | 16.30 | |
| | | Stride length (m) | 5.13 | 7.61 | 7.30 | 7.08 | 6.74 | 6.79 | 6.70 | 6.67 | |
| | | Stride duration (s) | 0.393 | 0.395 | 0.415 | 0.412 | 0.416 | 0.418 | 0.422 | 0.409 | |
| | | Stride efficiency (%) | 41.08 | 90.52 | 83.38 | 78.35 | 70.94 | 72.11 | 70.16 | 69.52 | |
| | | Stride count | 39.01 | 26.28 | 27.38 | 28.25 | 29.68 | 29.44 | 29.85 | 209.89 | |

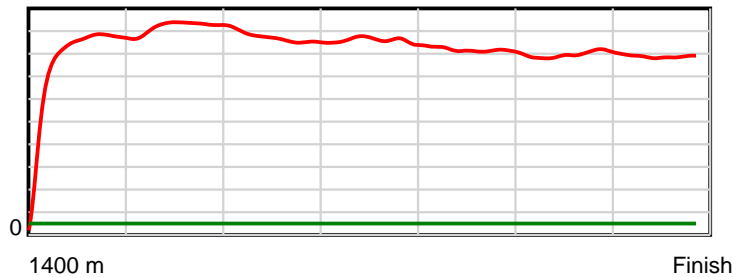
10 m Stride length



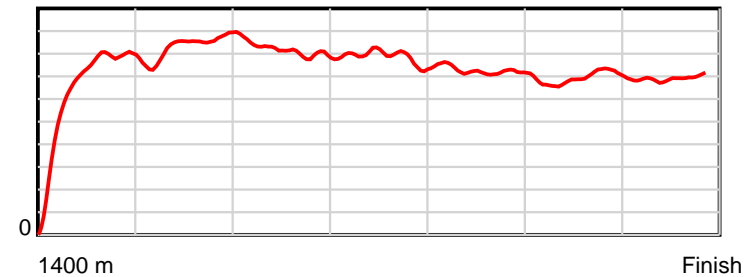
0.6 s Stride duration



20 m/sec Speed



100 % Stride efficiency



Note: Horizontal distance axis grid lines are 200m furlongs.

Disclaimer.

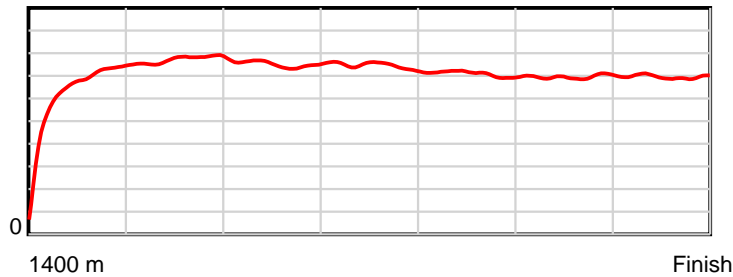
Tasracing Pty Ltd and Thoroughbred Ratings Pty Ltd accepts no responsibility for the completeness or accuracy of any of the information contained herein, and makes no representations about its suitability for any particular purpose. Users should make their own judgements about those matters and/or seek independent advice. You assume all risks associated with use of the data provided on this page.

Race Results

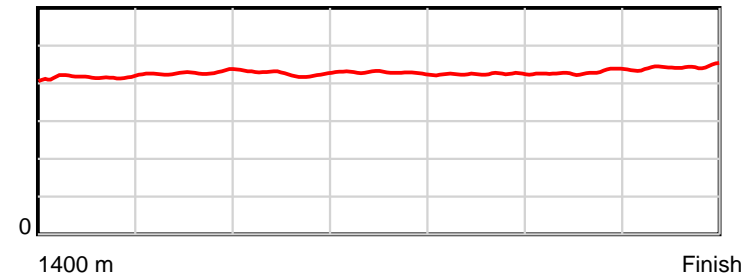
September 21, 2014, Race 9, BM82, Distance 1400m, Elwick Course Proper - Offset 3m

| Result | TAB no. | Horse (Barrier) | 1400 to | 1200m to | 1000m to | 800m to | 600m to | 400m to | 200m to | Total or | Margin |
|--------|---------|------------------------------|---------|----------|----------|---------|---------|---------|---------|----------|--------|
| 6th | 6 | Lightly Spiced (9) | 1200m | 1000m | 800m | 600m | 400m | 200m | WP | Average | |
| | | Position in running (margin) | - | 6(0.0) | 8(0.0) | 6(0.0) | 5(0.0) | 5(0.0) | 2(0.0) | | 2.30 |
| | | Sectional time (s) | 15.15 | 10.99 | 11.21 | 11.57 | 12.29 | 12.15 | 12.66 | | |
| | | Cumulative time (s) | 86.03 | 70.88 | 59.89 | 48.67 | 37.10 | 24.81 | 12.66 | 1:26.03 | |
| | | Speed (m/s) | 13.20 | 18.20 | 17.84 | 17.29 | 16.27 | 16.46 | 15.80 | 16.27 | |
| | | Stride length (m) | 5.46 | 7.81 | 7.60 | 7.39 | 6.91 | 7.08 | 7.00 | 6.95 | |
| | | Stride duration (s) | 0.414 | 0.429 | 0.426 | 0.428 | 0.425 | 0.430 | 0.443 | 0.427 | |
| | | Stride efficiency (%) | 46.63 | 95.25 | 90.16 | 85.45 | 74.71 | 78.31 | 76.66 | 75.56 | |
| | | Stride count | 36.61 | 25.62 | 26.33 | 27.05 | 28.92 | 28.25 | 28.55 | 201.33 | |

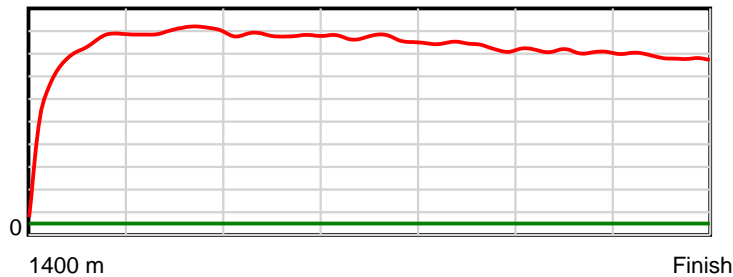
10 m Stride length



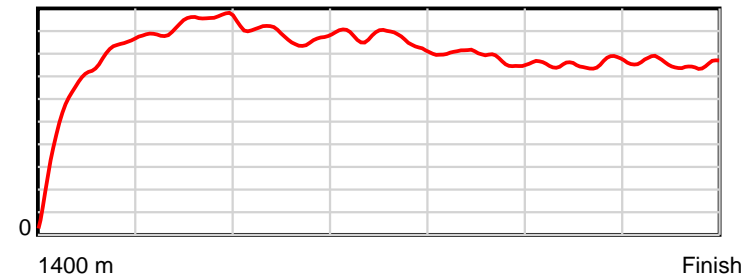
0.6 s Stride duration



20 m/sec Speed



100 % Stride efficiency



Note: Horizontal distance axis grid lines are 200m furlongs.

Disclaimer.

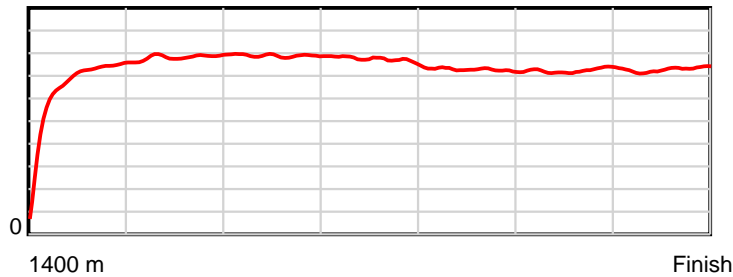
Tasracing Pty Ltd and Thoroughbred Ratings Pty Ltd accepts no responsibility for the completeness or accuracy of any of the information contained herein, and makes no representations about its suitability for any particular purpose. Users should make their own judgements about those matters and/or seek independent advice. You assume all risks associated with use of the data provided on this page.

Race Results

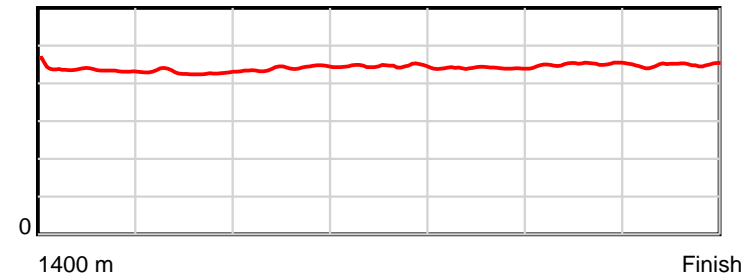
September 21, 2014, Race 9, BM82, Distance 1400m, Elwick Course Proper - Offset 3m

| Result | TAB no. | Horse (Barrier) | 1400 to | 1200m to | 1000m to | 800m to | 600m to | 400m to | 200m to | Total or | Margin |
|--------|---------|------------------------------|--------------|--------------|-------------|-------------|-------------|-------------|-----------|----------------|--------|
| 7th | 5 | Barysh Quest (6) | 1200m | 1000m | 800m | 600m | 400m | 200m | WP | Average | |
| | | Position in running (margin) | - | 9(0.0) | 9(0.0) | 8(0.0) | 7(0.0) | 8(0.0) | 10(0.0) | | 3.60 |
| | | Sectional time (s) | 15.49 | 10.73 | 11.25 | 11.74 | 12.46 | 12.32 | 12.30 | | |
| | | Cumulative time (s) | 86.28 | 70.79 | 60.06 | 48.81 | 37.07 | 24.61 | 12.30 | 1:26.28 | |
| | | Speed (m/s) | 12.92 | 18.64 | 17.78 | 17.04 | 16.05 | 16.23 | 16.26 | 16.23 | |
| | | Stride length (m) | 5.60 | 7.99 | 7.84 | 7.57 | 7.07 | 7.32 | 7.29 | 7.15 | |
| | | Stride duration (s) | 0.433 | 0.429 | 0.441 | 0.444 | 0.440 | 0.451 | 0.448 | 0.441 | |
| | | Stride efficiency (%) | 48.96 | 99.77 | 96.13 | 89.43 | 78.10 | 83.79 | 82.99 | 79.94 | |
| | | Stride count | 35.73 | 25.03 | 25.50 | 26.44 | 28.29 | 27.31 | 27.44 | 195.74 | |

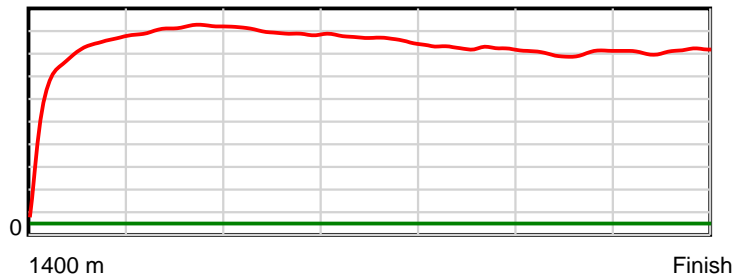
10 m Stride length



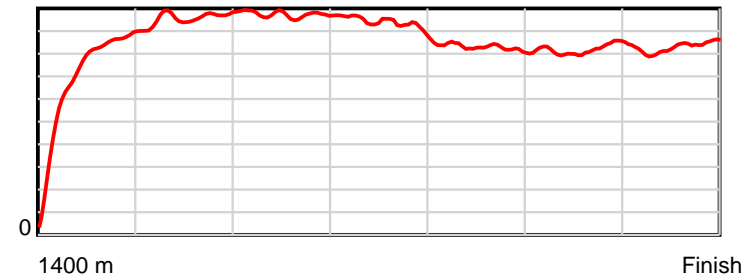
0.6 s Stride duration



20 m/sec Speed



100 % Stride efficiency



Note: Horizontal distance axis grid lines are 200m furlongs.

Disclaimer.

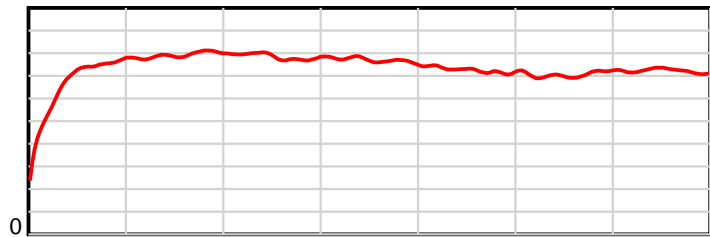
Tasracing Pty Ltd and Thoroughbred Ratings Pty Ltd accepts no responsibility for the completeness or accuracy of any of the information contained herein, and makes no representations about its suitability for any particular purpose. Users should make their own judgements about those matters and/or seek independent advice. You assume all risks associated with use of the data provided on this page.

Race Results

September 21, 2014, Race 9, BM82, Distance 1400m, Elwick Course Proper - Offset 3m

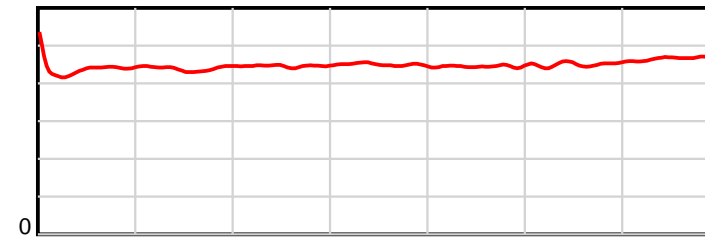
| Result | TAB no. | Horse (Barrier) | 1400 to | 1200m to | 1000m to | 800m to | 600m to | 400m to | 200m to | Total or | Margin |
|--------|---------|------------------------------|---------|----------|----------|---------|---------|---------|---------|----------|--------|
| 8th | 4 | Jay Bee's Gee ... (2) | 1200m | 1000m | 800m | 600m | 400m | 200m | WP | Average | |
| | | Position in running (margin) | - | 3(0.0) | 4(0.0) | 5(0.0) | 4(0.0) | 3(0.0) | 5(0.0) | | 3.90 |
| | | Sectional time (s) | 14.90 | 10.99 | 11.42 | 11.58 | 12.24 | 12.40 | 12.81 | | |
| | | Cumulative time (s) | 86.33 | 71.43 | 60.44 | 49.02 | 37.44 | 25.20 | 12.81 | 1:26.33 | |
| | | Speed (m/s) | 13.42 | 18.20 | 17.51 | 17.27 | 16.34 | 16.13 | 15.61 | 16.22 | |
| | | Stride length (m) | 6.04 | 7.99 | 7.82 | 7.74 | 7.28 | 7.27 | 7.30 | 7.30 | |
| | | Stride duration (s) | 0.448 | 0.439 | 0.447 | 0.448 | 0.446 | 0.451 | 0.467 | 0.450 | |
| | | Stride efficiency (%) | 57.07 | 99.78 | 95.54 | 93.70 | 82.90 | 82.68 | 83.26 | 83.18 | |
| | | Stride count | 33.09 | 25.03 | 25.58 | 25.83 | 27.46 | 27.50 | 27.40 | 191.89 | |

10 m Stride length



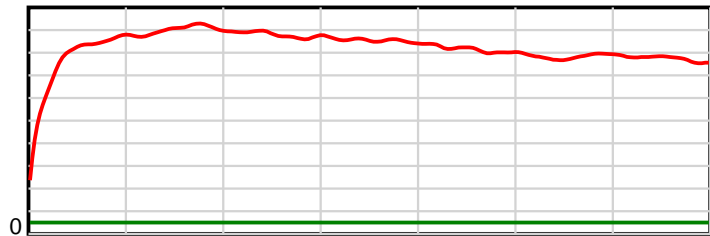
1400 m Finish

0.6 s Stride duration



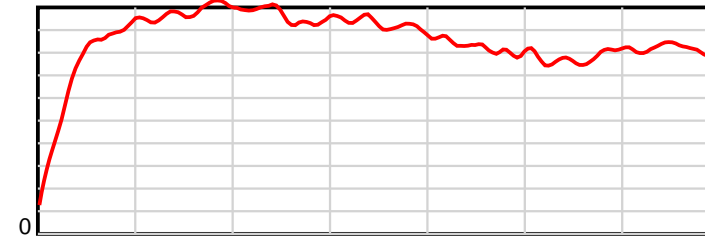
1400 m Finish

20 m/sec Speed



1400 m Finish

100 % Stride efficiency



1400 m Finish

Note: Horizontal distance axis grid lines are 200m furlongs.

Disclaimer.

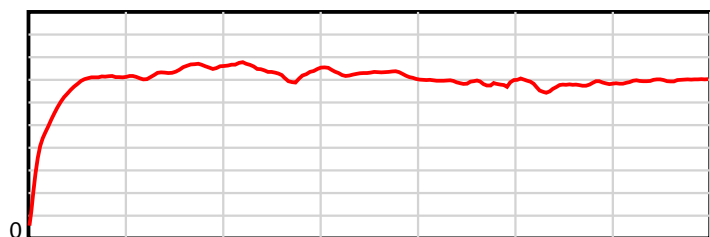
Tasracing Pty Ltd and Thoroughbred Ratings Pty Ltd accepts no responsibility for the completeness or accuracy of any of the information contained herein, and makes no representations about its suitability for any particular purpose. Users should make their own judgements about those matters and/or seek independent advice. You assume all risks associated with use of the data provided on this page.

Race Results

September 21, 2014, Race 9, BM82, Distance 1400m, Elwick Course Proper - Offset 3m

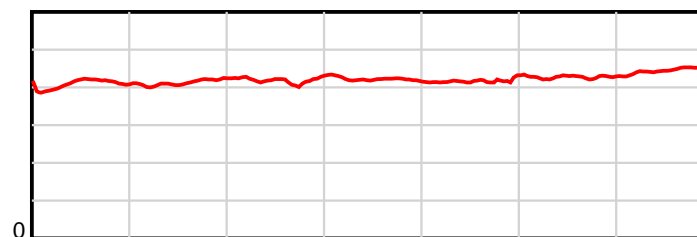
| Result | TAB no. | Horse (Barrier) | 1400 to | 1200m to | 1000m to | 800m to | 600m to | 400m to | 200m to | Total or | Margin |
|--------|---------|------------------------------|---------|----------|----------|---------|---------|---------|---------|----------|--------|
| 9th | 10 | Aslanyon (1) | 1200m | 1000m | 800m | 600m | 400m | 200m | WP | Average | |
| | | Position in running (margin) | - | 4(0.0) | 5(0.0) | 4(0.0) | 6(0.0) | 6(0.0) | 7(0.0) | | 4.70 |
| | | Sectional time (s) | 14.91 | 11.01 | 11.35 | 11.80 | 12.37 | 12.36 | 12.68 | | |
| | | Cumulative time (s) | 86.48 | 71.57 | 60.56 | 49.20 | 37.41 | 25.04 | 12.68 | 1:26.48 | |
| | | Speed (m/s) | 13.41 | 18.17 | 17.62 | 16.95 | 16.17 | 16.18 | 15.77 | 16.19 | |
| | | Stride length (m) | 5.38 | 7.49 | 7.31 | 7.12 | 6.62 | 6.88 | 7.06 | 6.76 | |
| | | Stride duration (s) | 0.408 | 0.412 | 0.415 | 0.420 | 0.409 | 0.425 | 0.448 | 0.418 | |
| | | Stride efficiency (%) | 45.17 | 87.59 | 83.47 | 79.18 | 68.42 | 74.04 | 77.97 | 71.50 | |
| | | Stride count | 37.20 | 26.71 | 27.37 | 28.10 | 30.23 | 29.05 | 28.31 | 206.97 | |

10 m Stride length



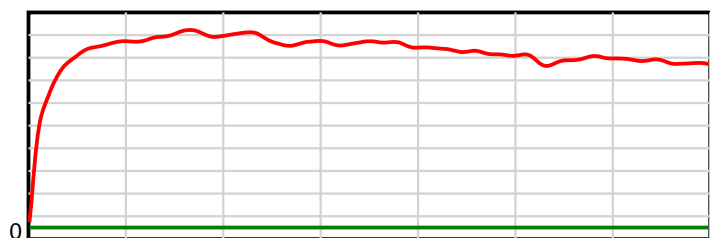
1400 m Finish

0.6 s Stride duration



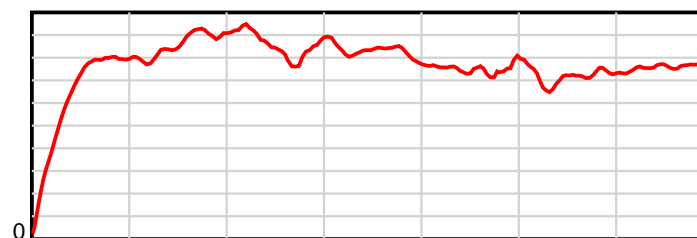
1400 m Finish

20 m/sec Speed



1400 m Finish

100 % Stride efficiency



1400 m Finish

Note: Horizontal distance axis grid lines are 200m furlongs.

Disclaimer.

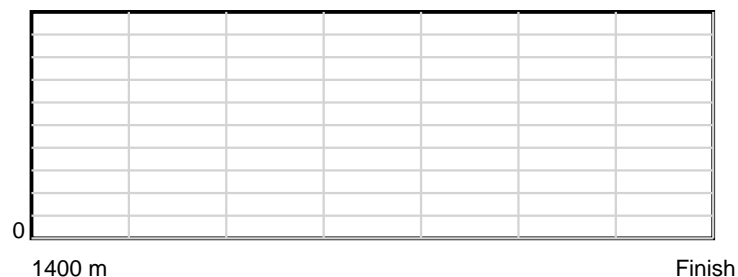
Tasracing Pty Ltd and Thoroughbred Ratings Pty Ltd accepts no responsibility for the completeness or accuracy of any of the information contained herein, and makes no representations about its suitability for any particular purpose. Users should make their own judgements about those matters and/or seek independent advice. You assume all risks associated with use of the data provided on this page.

Race Results


September 21, 2014, Race 9, BM82, Distance 1400m, Elwick Course Proper - Offset 3m

| Result | TAB no. | Horse (Barrier) | 1400 to | 1200m to | 1000m to | 800m to | 600m to | 400m to | 200m to | Total or | Margin |
|--------|---------|------------------------------|---------|----------|----------|---------|---------|---------|---------|----------|--------|
| 10th | 7 | Pengalas Gee G... (11) | WP | Average | | | | | | | |
| | | Position in running (margin) | | 14.00 | | | | | | | |
| | | Sectional time (s) | | | | | | | | | |
| | | Cumulative time (s) | 1:28.26 | | | | | | | | |
| | | Speed (m/s) | 15.86 | | | | | | | | |
| | | Stride length (m) | nan | | | | | | | | |
| | | Stride duration (s) | nan | | | | | | | | |
| | | Stride efficiency (%) | nan | | | | | | | | |
| | | Stride count | 0.00 | | | | | | | | |

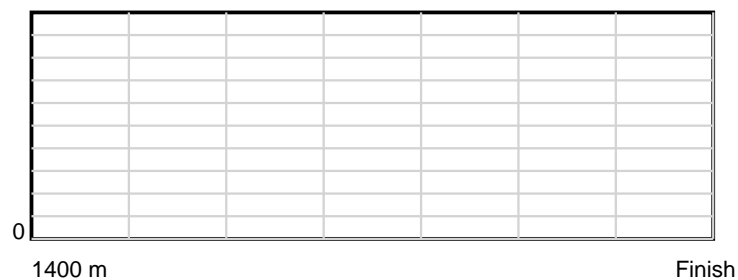
10 m Stride length



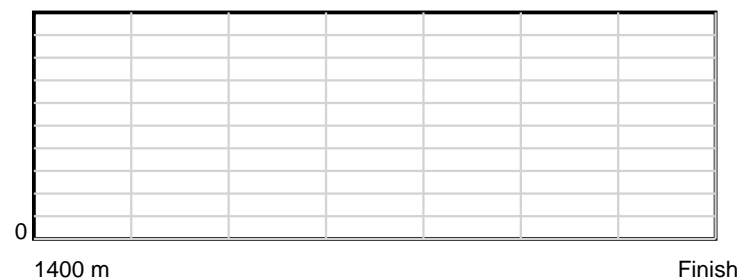
0.6 s Stride duration



20 m/sec Speed



100 % Stride efficiency



Note: Horizontal distance axis grid lines are 200m furlongs.

Disclaimer.

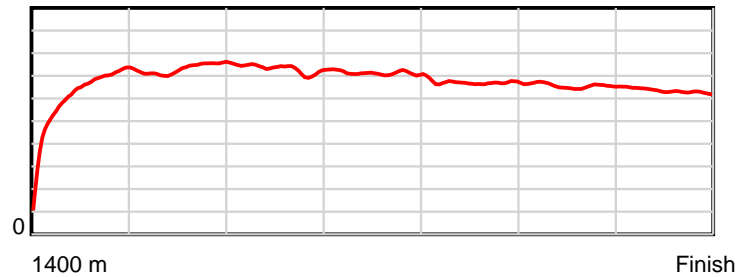
Tasracing Pty Ltd and Thoroughbred Ratings Pty Ltd accepts no responsibility for the completeness or accuracy of any of the information contained herein, and makes no representations about its suitability for any particular purpose. Users should make their own judgements about those matters and/or seek independent advice. You assume all risks associated with use of the data provided on this page.

Race Results

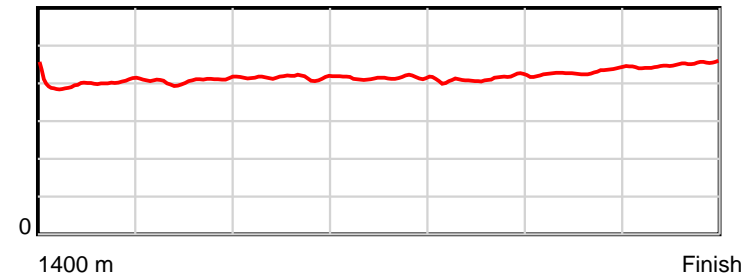
September 21, 2014, Race 9, BM82, Distance 1400m, Elwick Course Proper - Offset 3m

| Result | TAB no. | Horse (Barrier) | 1400 to | 1200m to | 1000m to | 800m to | 600m to | 400m to | 200m to | Total or | Margin |
|--------|---------|------------------------------|--------------|--------------|-------------|-------------|-------------|-------------|-----------|----------------|--------|
| 11th | 11 | Noble Star (4) | 1200m | 1000m | 800m | 600m | 400m | 200m | WP | Average | |
| | | Position in running (margin) | - | 7(0.0) | 6(0.0) | 7(0.0) | 8(0.0) | 9(0.0) | 11(0.0) | | 21.80 |
| | | Sectional time (s) | 16.19 | 10.97 | 11.30 | 11.78 | 12.64 | 12.79 | 14.14 | | |
| | | Cumulative time (s) | 89.81 | 73.62 | 62.65 | 51.35 | 39.57 | 26.93 | 14.14 | 1:29.81 | |
| | | Speed (m/s) | 12.36 | 18.23 | 17.70 | 16.98 | 15.82 | 15.64 | 14.14 | 15.59 | |
| | | Stride length (m) | 5.37 | 7.41 | 7.34 | 7.04 | 6.50 | 6.73 | 6.37 | 6.61 | |
| | | Stride duration (s) | 0.405 | 0.406 | 0.415 | 0.415 | 0.411 | 0.431 | 0.450 | 0.424 | |
| | | Stride efficiency (%) | 45.05 | 85.80 | 84.16 | 77.46 | 66.10 | 70.86 | 63.39 | 68.31 | |
| | | Stride count | 37.25 | 26.99 | 27.25 | 28.41 | 30.75 | 29.70 | 31.40 | 211.75 | |

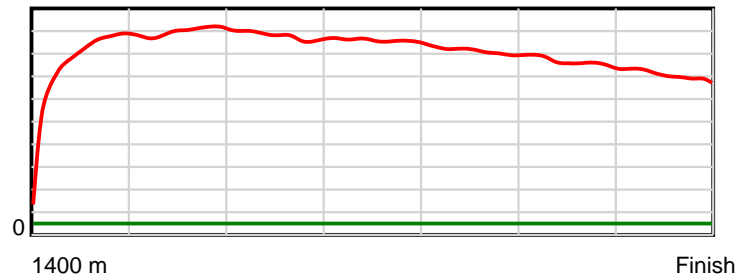
10 m Stride length



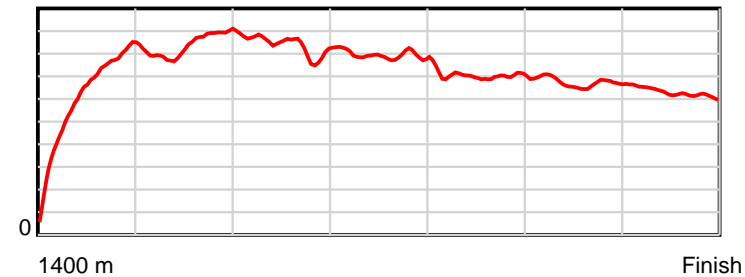
0.6 s Stride duration



20 m/sec Speed



100 % Stride efficiency



Note: Horizontal distance axis grid lines are 200m furlongs.

Disclaimer.

Tasracing Pty Ltd and Thoroughbred Ratings Pty Ltd accepts no responsibility for the completeness or accuracy of any of the information contained herein, and makes no representations about its suitability for any particular purpose. Users should make their own judgements about those matters and/or seek independent advice. You assume all risks associated with use of the data provided on this page.