



## Race Results

Devonport Racing Club, Devonport Synthetic, September 28, 2014

Compilation date: September 29, 2014, 3:16:00 PM (EST)

Copyright © 2014 Tasracing Pty Ltd. All rights reserved.

### Trademarks.

StrideMASTER is a registered trademark of Thoroughbred Ratings Pty Ltd.

### Disclaimer.

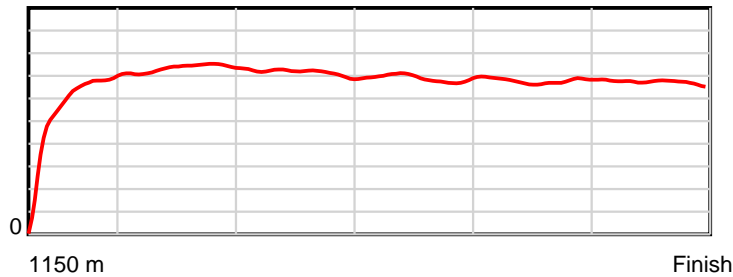
Tasracing Pty Ltd and Thoroughbred Ratings Pty Ltd accepts no responsibility for the completeness or accuracy of any of the information contained herein, and makes no representations about its suitability for any particular purpose. Users should make their own judgements about those matters and/or seek independent advice. You assume all risks associated with use of the data provided on this page.

# Race Results

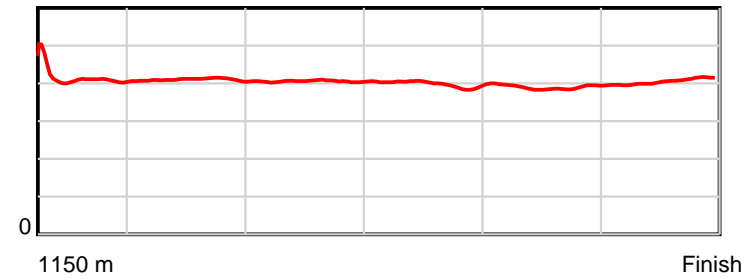
September 28, 2014, Race 5, BM82, Distance 1150m, Spreyton - Offset 0m

Result	TAB no.	Horse (Barrier)	1150 to	1000m to	800m to	600m to	400m to	200m to	Total or	Margin
1st	6	<b>Spinning Jenny (6)</b>	<b>1000m</b>	<b>800m</b>	<b>600m</b>	<b>400m</b>	<b>200m</b>	<b>WP</b>	<b>Average</b>	
		Position in running (margin)	-	3(1.7)	4(2.4)	4(2.6)	4(3.1)	3(0.5)		0.00
		Sectional time (s)	11.31	10.95	11.54	11.93	11.40	11.93		
		Cumulative time (s)	69.05	57.74	46.80	35.26	23.33	11.93	1:09.04	
		Speed (m/s)	13.26	18.26	17.33	16.76	17.54	16.76	16.65	
		Stride length (m)	5.63	7.48	7.03	6.68	6.84	6.81	6.75	
		Stride duration (s)	0.424	0.410	0.406	0.399	0.390	0.406	0.405	
		Stride efficiency (%)	49.50	87.49	77.24	69.79	73.07	72.44	71.18	
		Stride count	26.65	26.73	28.45	29.93	29.25	29.38	170.39	

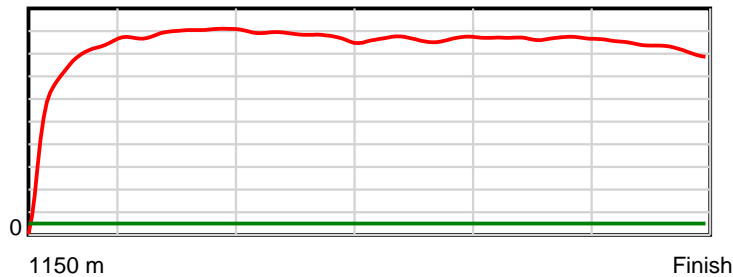
10 m Stride length



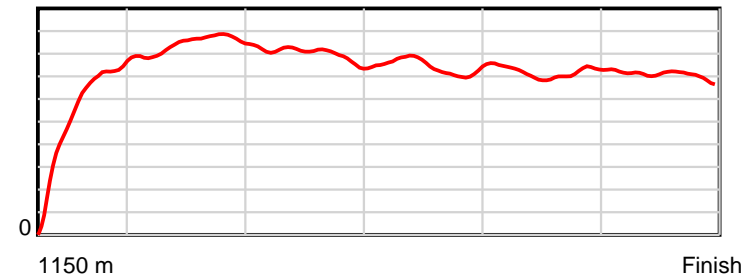
0.6 s Stride duration



20 m/sec Speed



100 % Stride efficiency



Note: Horizontal distance axis grid lines are 200m furlongs.

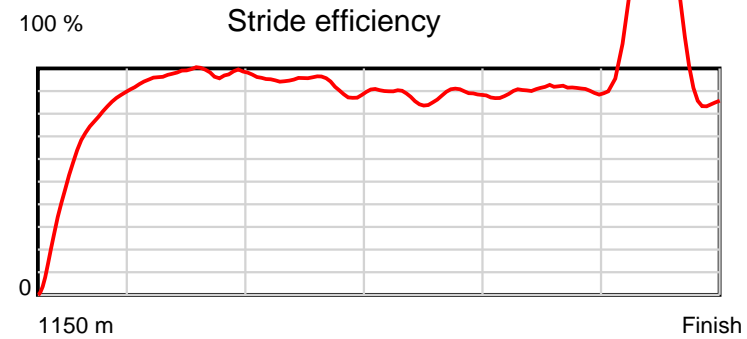
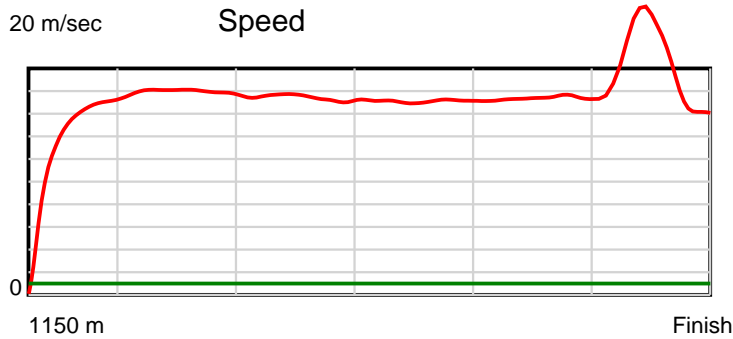
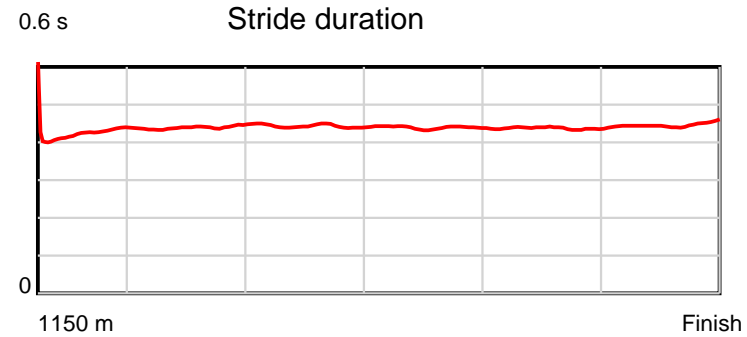
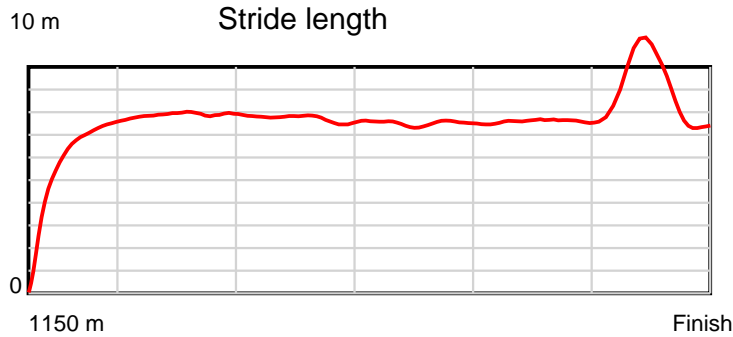
**Disclaimer.**

Tasracing Pty Ltd and Thoroughbred Ratings Pty Ltd accepts no responsibility for the completeness or accuracy of any of the information contained herein, and makes no representations about its suitability for any particular purpose. Users should make their own judgements about those matters and/or seek independent advice. You assume all risks associated with use of the data provided on this page.

# Race Results

September 28, 2014, Race 5, BM82, Distance 1150m, Spreyton - Offset 0m

Result	TAB no.	Horse (Barrier)	1150 to	1000m to	800m to	600m to	400m to	200m to	Total or	Margin
2nd	8	Uboa (1)	1000m	800m	600m	400m	200m	WP	Average	
		Position in running (margin)	-	5(2.4)	3(1.8)	3(1.7)	3(3.0)	4(1.4)		0.10
		Sectional time (s)	11.90	10.74	11.47	12.09	11.55	11.33		
		Cumulative time (s)	69.07	57.17	46.43	34.96	22.88	11.33	1:09.06	
		Speed (m/s)	12.61	18.62	17.44	16.54	17.32	17.65	16.65	
		Stride length (m)	5.58	8.15	7.74	7.27	7.56	7.91	7.35	
		Stride duration (s)	0.418	0.438	0.444	0.439	0.436	0.448	0.441	
		Stride efficiency (%)	48.68	103.75	93.54	82.55	89.20	97.85	84.34	
		Stride count	26.88	24.55	25.85	27.52	26.47	25.27	156.54	



Note: Horizontal distance axis grid lines are 200m furlongs.

#### Disclaimer.

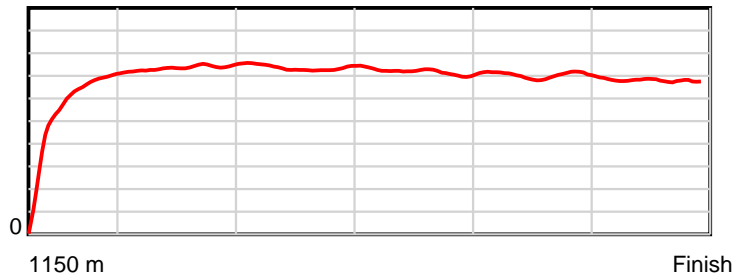
Tasracing Pty Ltd and Thoroughbred Ratings Pty Ltd accepts no responsibility for the completeness or accuracy of any of the information contained herein, and makes no representations about its suitability for any particular purpose. Users should make their own judgements about those matters and/or seek independent advice. You assume all risks associated with use of the data provided on this page.

# Race Results

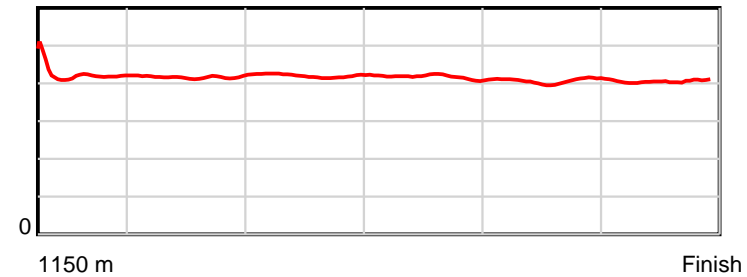
September 28, 2014, Race 5, BM82, Distance 1150m, Spreyton - Offset 0m

Result	TAB no.	Horse (Barrier)	1150 to	1000m to	800m to	600m to	400m to	200m to	Total or	Margin
3rd	2	<b>Gea Force (2)</b>	<b>1000m</b>	<b>800m</b>	<b>600m</b>	<b>400m</b>	<b>200m</b>	<b>WP</b>	<b>Average</b>	
		Position in running (margin)	-	7(2.9)	6(4.5)	6(3.9)	5(3.6)	5(1.7)		1.10
		Sectional time (s)	11.58	11.10	11.40	11.81	11.49	11.88		
		Cumulative time (s)	69.25	57.67	46.58	35.18	23.37	11.88	1:09.25	
		Speed (m/s)	12.95	18.02	17.54	16.93	17.41	16.84	16.61	
		Stride length (m)	5.57	7.50	7.37	7.06	7.08	6.83	6.90	
		Stride duration (s)	0.427	0.416	0.420	0.417	0.407	0.406	0.416	
		Stride efficiency (%)	48.40	87.94	84.83	77.90	78.36	72.94	74.46	
		Stride count	26.95	26.66	27.15	28.33	28.24	29.27	166.60	

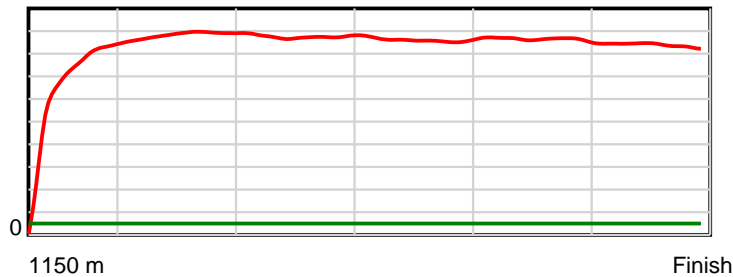
10 m Stride length



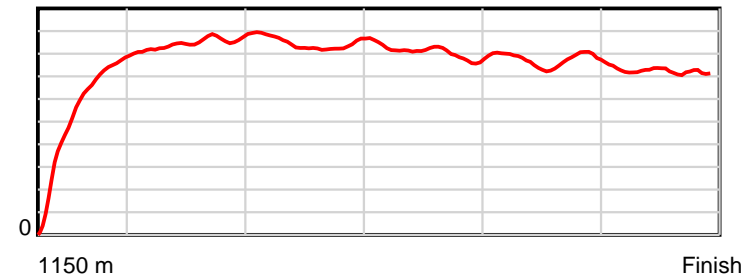
0.6 s Stride duration



20 m/sec Speed



100 % Stride efficiency



Note: Horizontal distance axis grid lines are 200m furlongs.

## Disclaimer.

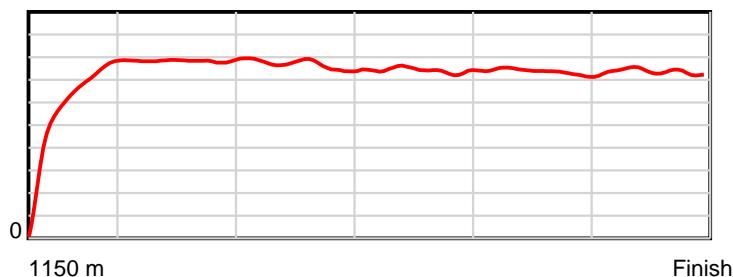
Tasracing Pty Ltd and Thoroughbred Ratings Pty Ltd accepts no responsibility for the completeness or accuracy of any of the information contained herein, and makes no representations about its suitability for any particular purpose. Users should make their own judgements about those matters and/or seek independent advice. You assume all risks associated with use of the data provided on this page.

# Race Results

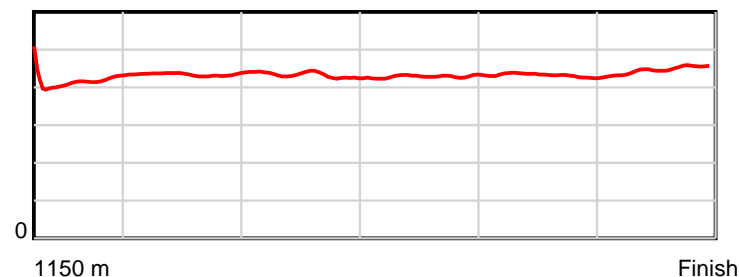
September 28, 2014, Race 5, BM82, Distance 1150m, Spreyton - Offset 0m

Result	TAB no.	Horse (Barrier)	1150 to	1000m to	800m to	600m to	400m to	200m to	Total or	Margin
4th	1	<b>Red Eagle (5)</b>	<b>1000m</b>	<b>800m</b>	<b>600m</b>	<b>400m</b>	<b>200m</b>	<b>WP</b>	<b>Average</b>	
		Position in running (margin)	-	2(0.2)	1(0.0)	2(0.0)	2(1.3)	1(0.0)		1.40
		Sectional time (s)	11.20	10.80	11.50	12.06	11.61	12.13		
		Cumulative time (s)	69.30	58.10	47.30	35.80	23.74	12.13	1:09.29	
		Speed (m/s)	13.39	18.52	17.39	16.58	17.23	16.49	16.59	
		Stride length (m)	5.70	8.04	7.52	7.11	7.43	7.38	7.19	
		Stride duration (s)	0.419	0.434	0.432	0.429	0.431	0.448	0.433	
		Stride efficiency (%)	50.85	101.08	88.35	78.99	86.21	85.10	80.80	
		Stride count	26.30	24.87	26.60	28.13	26.93	27.10	159.93	

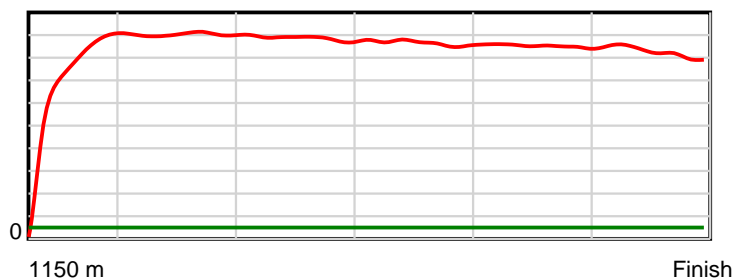
10 m Stride length



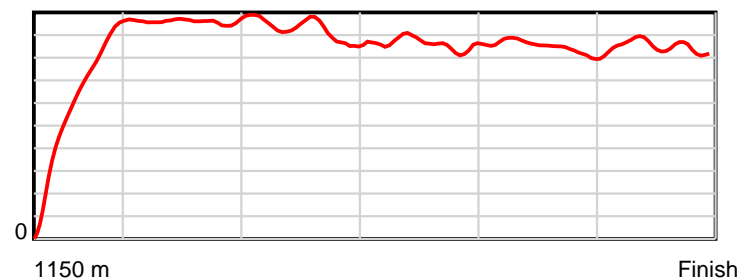
0.6 s Stride duration



20 m/sec Speed



100 % Stride efficiency



Note: Horizontal distance axis grid lines are 200m furlongs.

## Disclaimer.

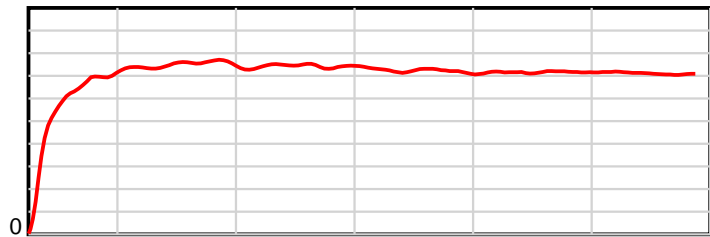
Tasracing Pty Ltd and Thoroughbred Ratings Pty Ltd accepts no responsibility for the completeness or accuracy of any of the information contained herein, and makes no representations about its suitability for any particular purpose. Users should make their own judgements about those matters and/or seek independent advice. You assume all risks associated with use of the data provided on this page.

# Race Results

September 28, 2014, Race 5, BM82, Distance 1150m, Spreyton - Offset 0m

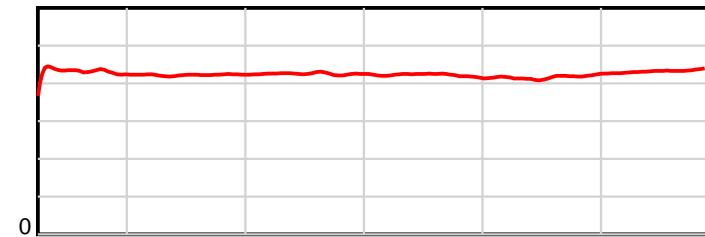
Result	TAB no.	Horse (Barrier)	1150 to	1000m to	800m to	600m to	400m to	200m to	Total or	Margin
5th	4	<b>The Producer (4)</b>	<b>1000m</b>	<b>800m</b>	<b>600m</b>	<b>400m</b>	<b>200m</b>	<b>WP</b>	<b>Average</b>	
		Position in running (margin)	-	8(3.0)	7(4.6)	7(4.0)	6(4.5)	6(2.0)		1.70
		Sectional time (s)	11.68	11.10	11.40	11.94	11.40	11.84		
		Cumulative time (s)	69.36	57.68	46.58	35.19	23.25	11.84	1:09.36	
		Speed (m/s)	12.85	18.02	17.54	16.75	17.54	16.89	16.58	
		Stride length (m)	5.56	7.61	7.46	7.06	7.30	7.31	7.05	
		Stride duration (s)	0.427	0.422	0.425	0.421	0.416	0.433	0.425	
		Stride efficiency (%)	48.28	90.56	87.03	77.87	83.31	83.61	77.68	
		Stride count	26.98	26.27	26.80	28.33	27.39	27.34	163.11	

10 m Stride length



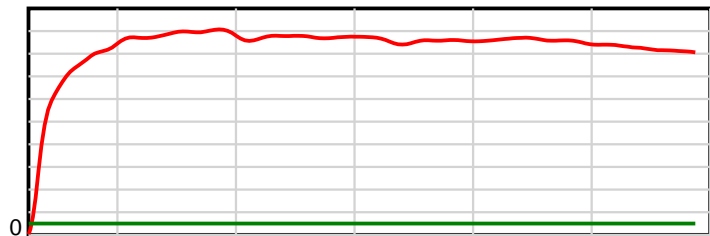
1150 m Finish

0.6 s Stride duration



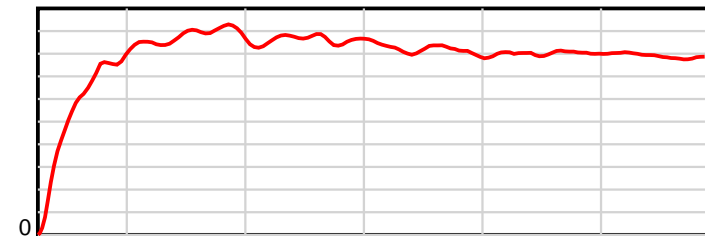
1150 m Finish

20 m/sec Speed



1150 m Finish

100 % Stride efficiency



1150 m Finish

Note: Horizontal distance axis grid lines are 200m furlongs.

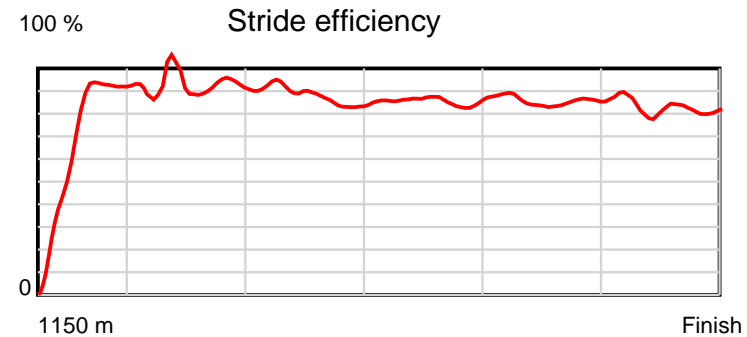
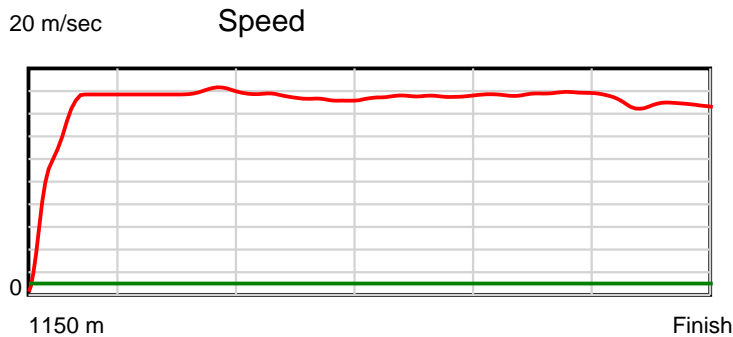
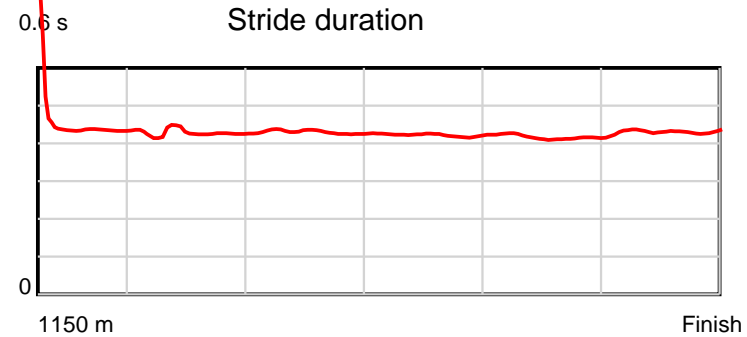
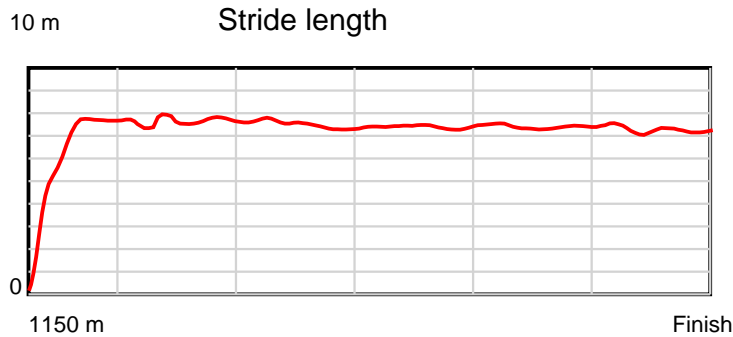
## Disclaimer.

Tasracing Pty Ltd and Thoroughbred Ratings Pty Ltd accepts no responsibility for the completeness or accuracy of any of the information contained herein, and makes no representations about its suitability for any particular purpose. Users should make their own judgements about those matters and/or seek independent advice. You assume all risks associated with use of the data provided on this page.

# Race Results

September 28, 2014, Race 5, BM82, Distance 1150m, Spreyton - Offset 0m

Result	TAB no.	Horse (Barrier)	1150 to	1000m to	800m to	600m to	400m to	200m to	Total or	Margin
6th	7	<b>Gotta Have Fai... (7)</b>	<b>1000m</b>	<b>800m</b>	<b>600m</b>	<b>400m</b>	<b>200m</b>	<b>WP</b>	<b>Average</b>	
		Position in running (margin)	-	4(2.1)	8(5.5)	8(6.1)	8(6.1)	7(2.6)		3.20
		Sectional time (s)	11.55	11.40	11.60	11.85	11.23	12.00		
		Cumulative time (s)	69.63	58.08	46.68	35.08	23.23	12.00	1:09.62	
		Speed (m/s)	12.99	17.54	17.24	16.88	17.81	16.67	16.52	
		Stride length (m)	5.94	7.32	7.41	7.12	7.42	7.21	7.08	
		Stride duration (s)	0.442	0.417	0.430	0.422	0.417	0.432	0.429	
		Stride efficiency (%)	55.08	83.84	85.76	79.21	85.93	81.19	78.39	
		Stride count	25.26	27.30	27.00	28.09	26.97	27.75	162.37	



Note: Horizontal distance axis grid lines are 200m furlongs.

#### Disclaimer.

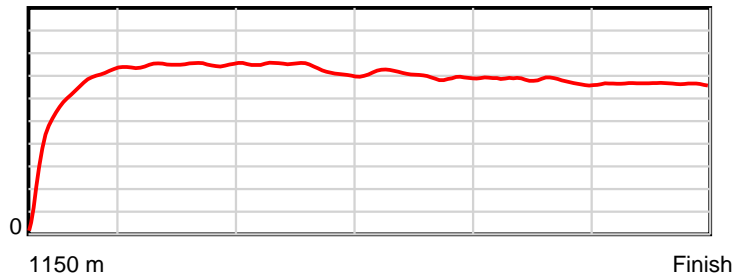
Tasracing Pty Ltd and Thoroughbred Ratings Pty Ltd accepts no responsibility for the completeness or accuracy of any of the information contained herein, and makes no representations about its suitability for any particular purpose. Users should make their own judgements about those matters and/or seek independent advice. You assume all risks associated with use of the data provided on this page.

# Race Results

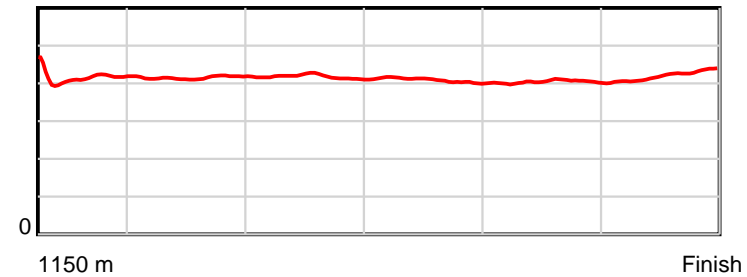
September 28, 2014, Race 5, BM82, Distance 1150m, Spreyton - Offset 0m

Result	TAB no.	Horse (Barrier)	1150 to	1000m to	800m to	600m to	400m to	200m to	Total or	Margin
7th	3	Jypsiere (3)	1000m	800m	600m	400m	200m	WP	Average	
		Position in running (margin)	-	1(0.0)	2(0.5)	1(0.0)	1(0.0)	2(0.5)		4.80
		Sectional time (s)	11.24	10.91	11.41	11.86	11.90	12.60		
		Cumulative time (s)	69.93	58.69	47.78	36.36	24.50	12.60	1:09.93	
		Speed (m/s)	13.35	18.33	17.53	16.86	16.81	15.87	16.45	
		Stride length (m)	5.71	7.61	7.31	6.89	6.77	6.70	6.83	
		Stride duration (s)	0.416	0.415	0.417	0.408	0.403	0.422	0.415	
		Stride efficiency (%)	50.96	90.54	83.40	74.14	71.70	70.13	72.92	
		Stride count	26.27	26.28	27.38	29.04	29.53	29.85	168.35	

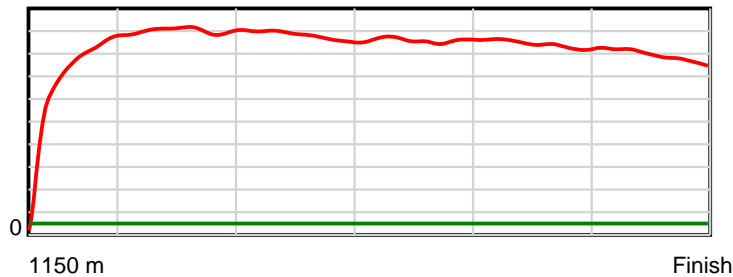
10 m Stride length



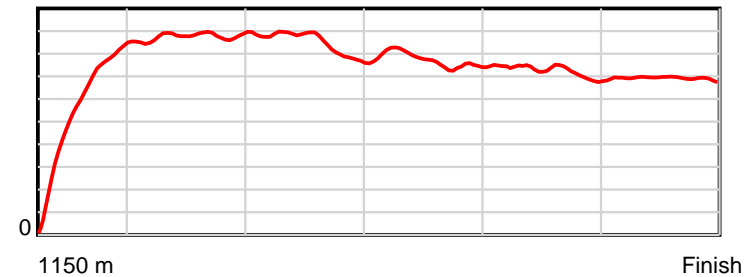
0.6 s Stride duration



20 m/sec Speed



100 % Stride efficiency



Note: Horizontal distance axis grid lines are 200m furlongs.

## Disclaimer.

Tasracing Pty Ltd and Thoroughbred Ratings Pty Ltd accepts no responsibility for the completeness or accuracy of any of the information contained herein, and makes no representations about its suitability for any particular purpose. Users should make their own judgements about those matters and/or seek independent advice. You assume all risks associated with use of the data provided on this page.

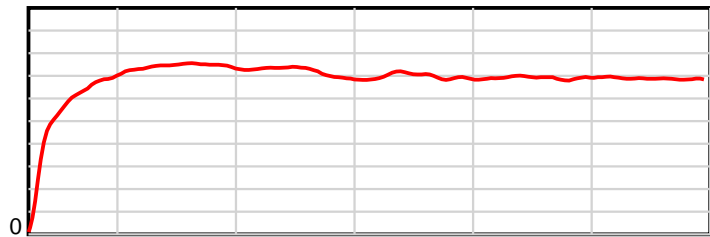


# Race Results

September 28, 2014, Race 5, BM82, Distance 1150m, Spreyton - Offset 0m

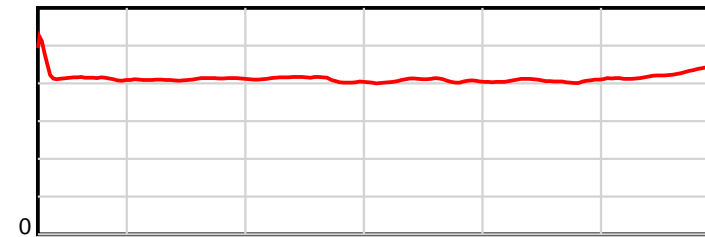
Result	TAB no.	Horse (Barrier)	1150 to	1000m to	800m to	600m to	400m to	200m to	Total or	Margin
8th	5	<b>Flash Al Moon (8)</b>	<b>1000m</b>	<b>800m</b>	<b>600m</b>	<b>400m</b>	<b>200m</b>	<b>WP</b>	<b>Average</b>	
		Position in running (margin)	-	6(2.6)	5(3.3)	5(3.8)	7(5.6)	8(4.3)		6.80
		Sectional time (s)	11.74	10.95	11.57	12.16	11.60	12.27		
		Cumulative time (s)	70.30	58.56	47.61	36.03	23.88	12.27	1:10.29	
		Speed (m/s)	12.78	18.26	17.29	16.45	17.24	16.30	16.36	
		Stride length (m)	5.62	7.51	7.10	6.69	7.02	6.95	6.82	
		Stride duration (s)	0.422	0.411	0.411	0.406	0.407	0.426	0.417	
		Stride efficiency (%)	49.35	88.18	78.83	69.86	76.90	75.42	72.63	
		Stride count	26.69	26.62	28.16	29.91	28.51	28.79	168.68	

10 m Stride length



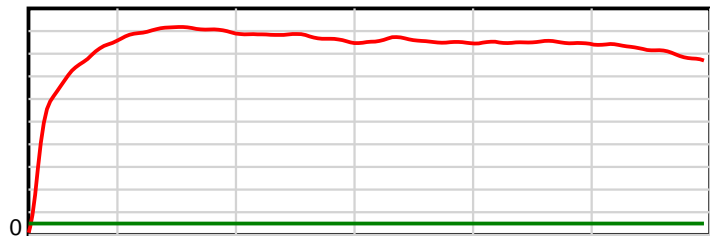
1150 m Finish

0.6 s Stride duration



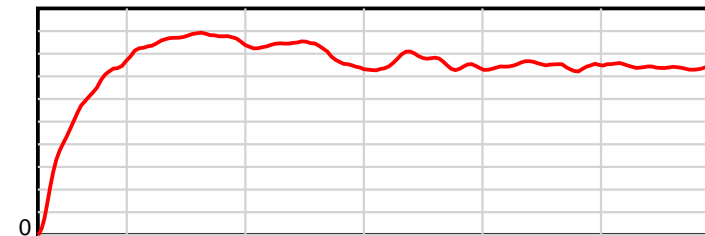
1150 m Finish

20 m/sec Speed



1150 m Finish

100 % Stride efficiency



1150 m Finish

Note: Horizontal distance axis grid lines are 200m furlongs.

**Disclaimer.**

Tasracing Pty Ltd and Thoroughbred Ratings Pty Ltd accepts no responsibility for the completeness or accuracy of any of the information contained herein, and makes no representations about its suitability for any particular purpose. Users should make their own judgements about those matters and/or seek independent advice. You assume all risks associated with use of the data provided on this page.