



Race Results

Devonport Racing Club, Devonport Synthetic, September 28, 2014

Compilation date: September 29, 2014, 3:16:46 PM (EST)

Copyright © 2014 Tasracing Pty Ltd. All rights reserved.

Trademarks.

StrideMASTER is a registered trademark of Thoroughbred Ratings Pty Ltd.

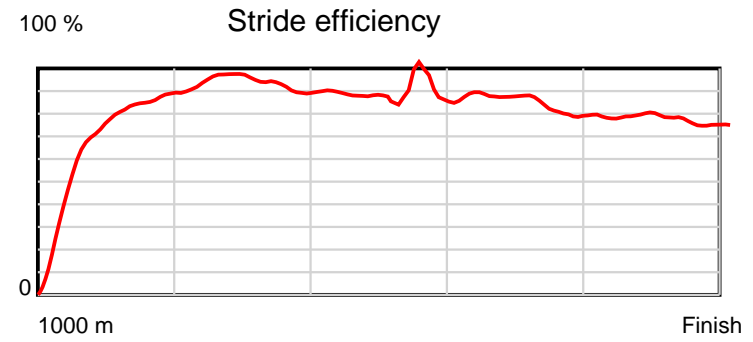
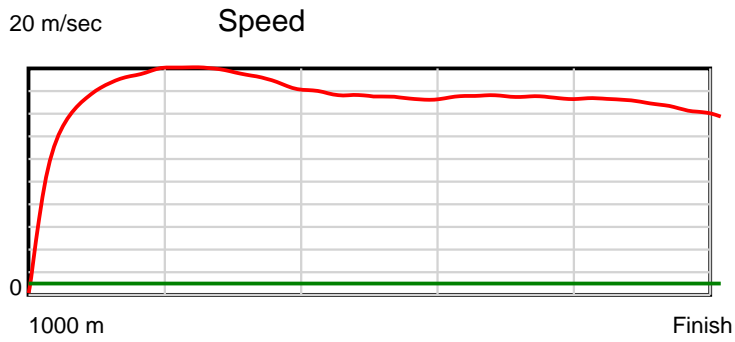
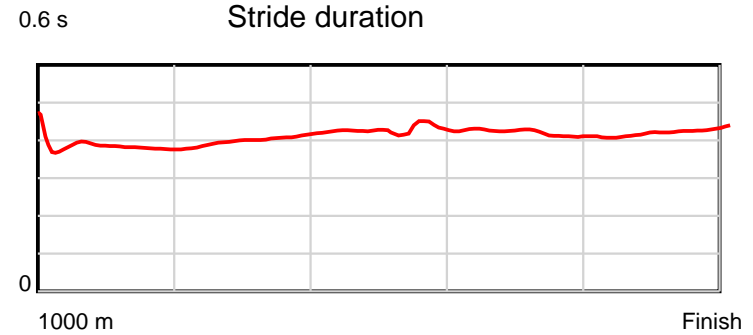
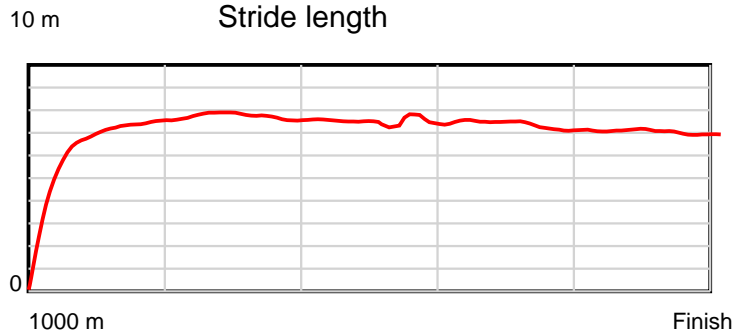
Disclaimer.

Tasracing Pty Ltd and Thoroughbred Ratings Pty Ltd accepts no responsibility for the completeness or accuracy of any of the information contained herein, and makes no representations about its suitability for any particular purpose. Users should make their own judgements about those matters and/or seek independent advice. You assume all risks associated with use of the data provided on this page.

Race Results

September 28, 2014, Race 6, CL1, Distance 1000m, Spreyton - Offset 0m

Result	TAB no.	Horse (Barrier)	1000 to	800m to	600m to	400m to	200m to	Total or	Margin
1st	1	Seven Falls (9)	800m	600m	400m	200m	WP	Average	
		Position in running (margin)	-	1(0.0)	2(1.6)	3(1.6)	3(0.2)		0.00
		Sectional time (s)	12.88	10.82	11.94	11.76	12.41		
		Cumulative time (s)	59.82	46.94	36.11	24.17	12.41	0:59.82	
		Speed (m/s)	15.53	18.48	16.75	17.01	16.12	16.72	
		Stride length (m)	5.98	7.42	7.00	7.13	6.82	6.83	
		Stride duration (s)	0.385	0.402	0.418	0.419	0.423	0.409	
		Stride efficiency (%)	55.87	86.06	76.53	79.50	72.69	72.97	
		Stride count	33.45	26.95	28.58	28.04	29.32	146.34	



Note: Horizontal distance axis grid lines are 200m furlongs.

Disclaimer.

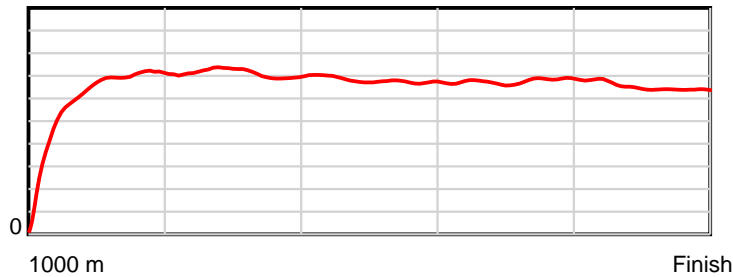
Tasracing Pty Ltd and Thoroughbred Ratings Pty Ltd accepts no responsibility for the completeness or accuracy of any of the information contained herein, and makes no representations about its suitability for any particular purpose. Users should make their own judgements about those matters and/or seek independent advice. You assume all risks associated with use of the data provided on this page.

Race Results

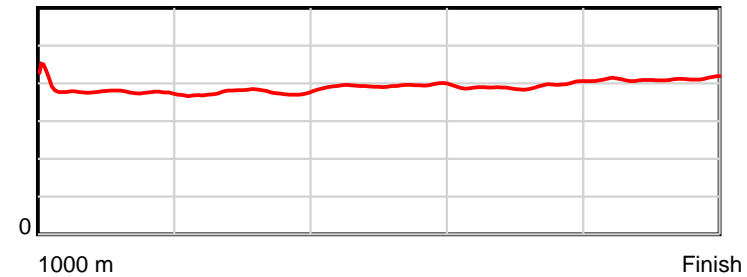
September 28, 2014, Race 6, CL1, Distance 1000m, Spreyton - Offset 0m

Result	TAB no.	Horse (Barrier)	1000 to	800m to	600m to	400m to	200m to	Total or	Margin
2nd	6	Moonrise (1)	800m	600m	400m	200m	WP	Average	
		Position in running (margin)	-	6(2.3)	5(2.8)	6(3.1)	4(1.4)		2.30
		Sectional time (s)	13.10	10.64	11.99	11.72	12.79		
		Cumulative time (s)	60.24	47.14	36.50	24.51	12.79	1:00.24	
		Speed (m/s)	15.27	18.80	16.68	17.06	15.64	16.60	
		Stride length (m)	5.77	7.04	6.57	6.70	6.44	6.48	
		Stride duration (s)	0.382	0.374	0.394	0.393	0.412	0.390	
		Stride efficiency (%)	52.04	77.41	67.53	70.20	64.72	65.53	
		Stride count	34.66	28.42	30.42	29.84	31.08	154.42	

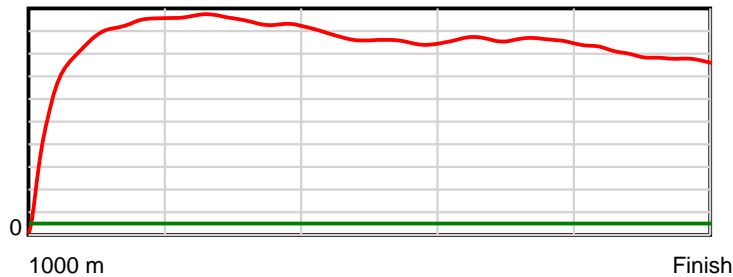
10 m Stride length



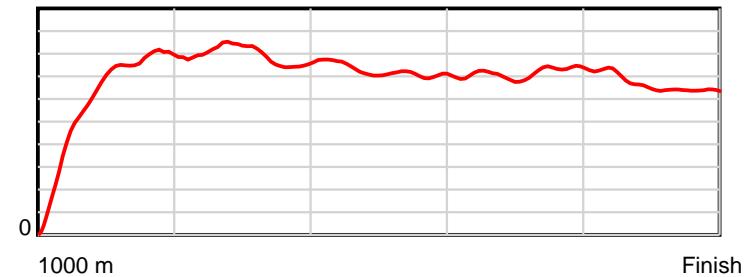
0.6 s Stride duration



20 m/sec Speed



100 % Stride efficiency



Note: Horizontal distance axis grid lines are 200m furlongs.

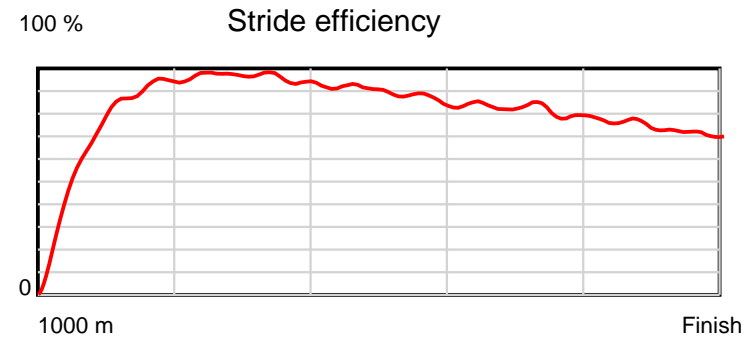
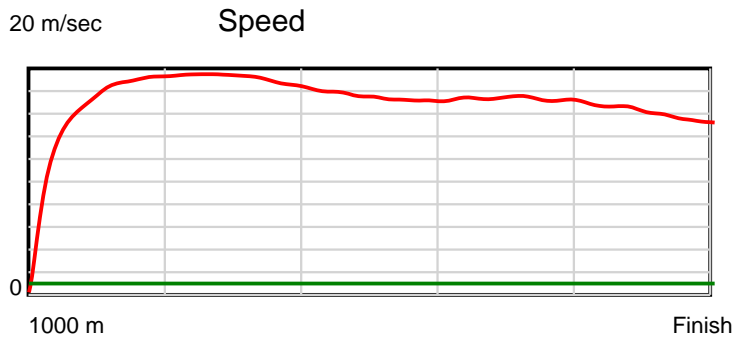
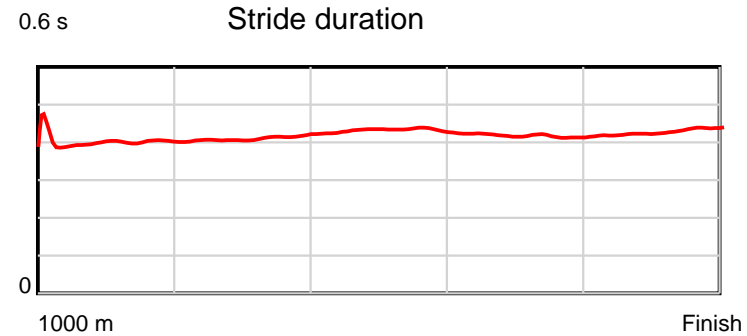
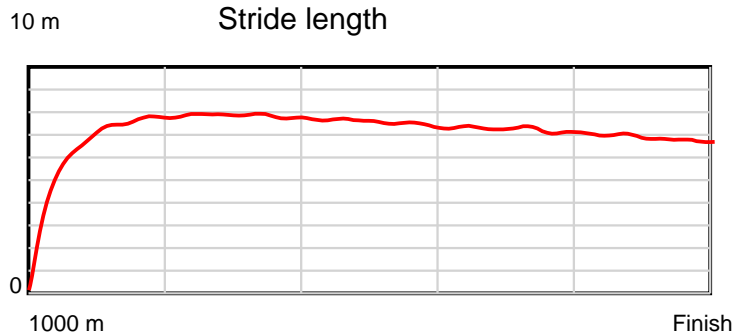
Disclaimer.

Tasracing Pty Ltd and Thoroughbred Ratings Pty Ltd accepts no responsibility for the completeness or accuracy of any of the information contained herein, and makes no representations about its suitability for any particular purpose. Users should make their own judgements about those matters and/or seek independent advice. You assume all risks associated with use of the data provided on this page.

Race Results

September 28, 2014, Race 6, CL1, Distance 1000m, Spreyton - Offset 0m

Result	TAB no.	Horse (Barrier)	1000 to	800m to	600m to	400m to	200m to	Total or	Margin
3rd	2	Sir Joey (8)	800m	600m	400m	200m	WP	Average	
		Position in running (margin)	-	5(2.0)	8(3.7)	8(4.4)	5(2.5)		2.70
		Sectional time (s)	13.05	10.85	12.06	11.68	12.67		
		Cumulative time (s)	60.31	47.26	36.41	24.35	12.67	1:00.31	
		Speed (m/s)	15.33	18.43	16.58	17.12	15.79	16.58	
		Stride length (m)	6.28	7.58	7.16	7.15	6.77	6.96	
		Stride duration (s)	0.404	0.411	0.432	0.417	0.429	0.420	
		Stride efficiency (%)	61.60	89.69	80.12	79.78	71.70	75.67	
		Stride count	31.85	26.40	27.93	27.99	29.53	143.70	



Note: Horizontal distance axis grid lines are 200m furlongs.

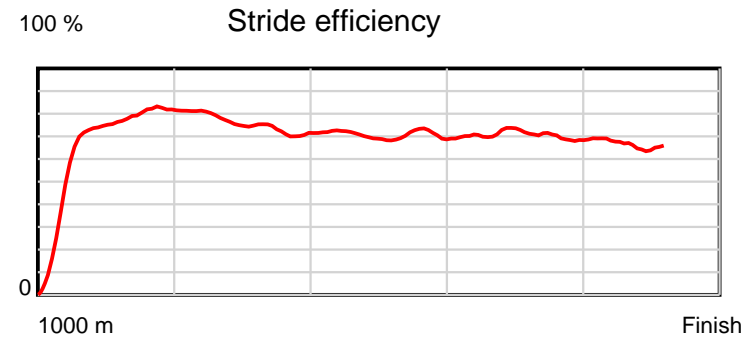
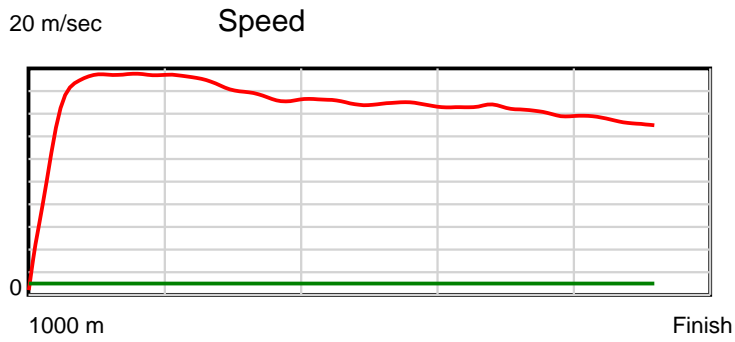
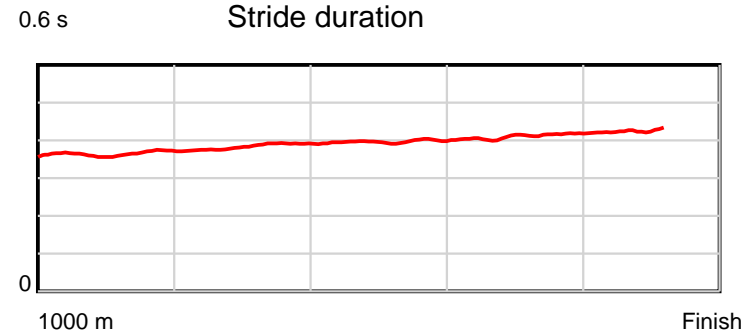
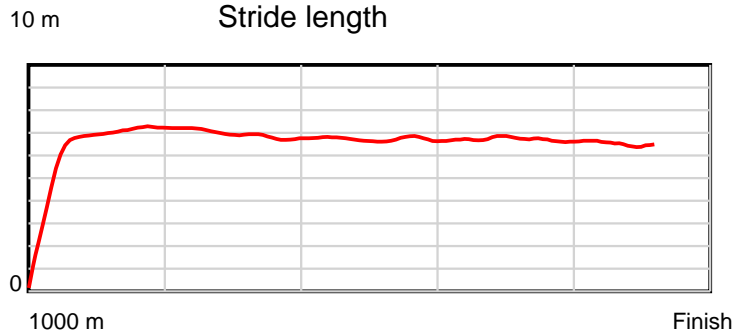
Disclaimer.

Tasracing Pty Ltd and Thoroughbred Ratings Pty Ltd accepts no responsibility for the completeness or accuracy of any of the information contained herein, and makes no representations about its suitability for any particular purpose. Users should make their own judgements about those matters and/or seek independent advice. You assume all risks associated with use of the data provided on this page.

Race Results

September 28, 2014, Race 6, CL1, Distance 1000m, Spreyton - Offset 0m

Result	TAB no.	Horse (Barrier)	1000 to	800m to	600m to	400m to	200m to	Total or	Margin
4th	9	Our Lucky Girl (4)	800m	600m	400m	200m	WP	Average	
		Position in running (margin)	-	12(6.3)	7(3.0)	2(0.9)	2(0.1)		2.80
		Sectional time (s)	14.03	10.01	11.59	11.87	12.83		
		Cumulative time (s)	60.33	46.30	36.29	24.69	12.83	1:00.32	
		Speed (m/s)	14.26	19.98	17.26	16.85	15.59	16.58	
		Stride length (m)	5.71	7.55	6.78	6.81	6.59	6.64	
		Stride duration (s)	0.391	0.378	0.393	0.404	0.423	0.400	
		Stride efficiency (%)	51.01	89.07	71.85	72.57	67.89	68.83	
		Stride count	35.00	26.49	29.50	29.35	30.34	150.68	



Note: Horizontal distance axis grid lines are 200m furlongs.

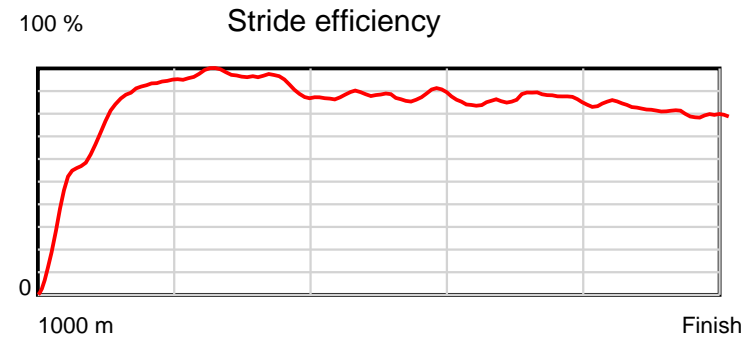
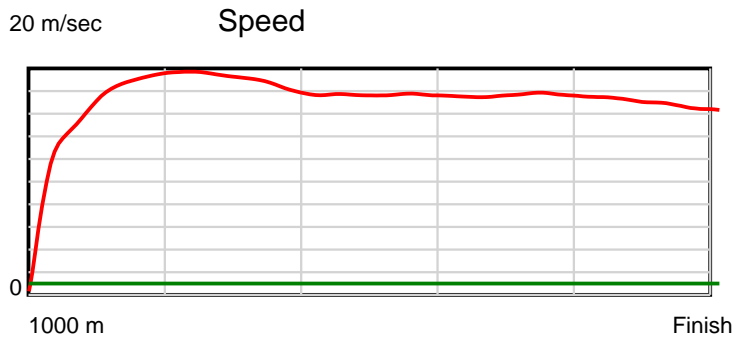
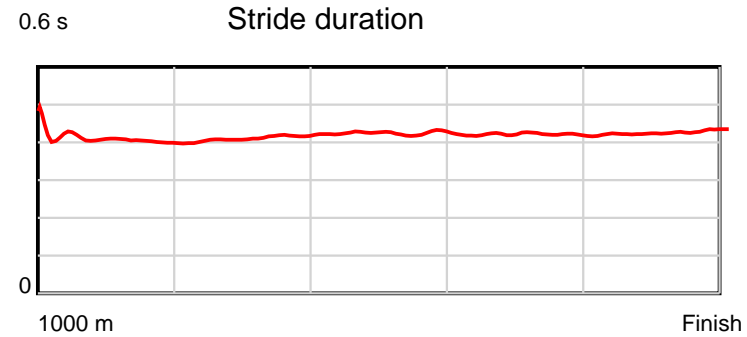
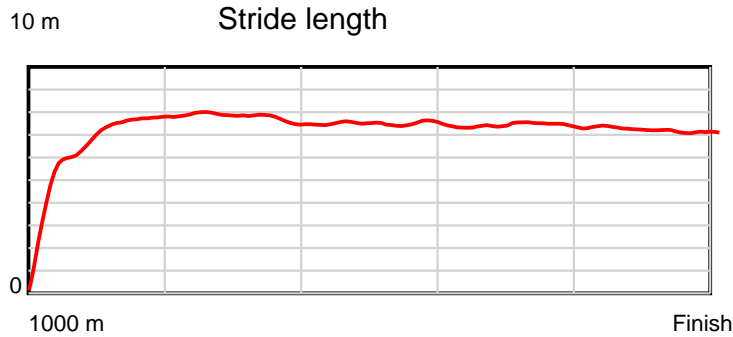
Disclaimer.

Tasracing Pty Ltd and Thoroughbred Ratings Pty Ltd accepts no responsibility for the completeness or accuracy of any of the information contained herein, and makes no representations about its suitability for any particular purpose. Users should make their own judgements about those matters and/or seek independent advice. You assume all risks associated with use of the data provided on this page.

Race Results

September 28, 2014, Race 6, CL1, Distance 1000m, Spreyton - Offset 0m

Result	TAB no.	Horse (Barrier)	1000 to	800m to	600m to	400m to	200m to	Total or	Margin
5th	3	Rollinginthede... (2)	800m	600m	400m	200m	WP	Average	
		Position in running (margin)	-	9(3.8)	11(5.9)	10(6.1)	9(4.4)		3.30
		Sectional time (s)	13.69	10.91	11.98	11.70	12.14		
		Cumulative time (s)	60.42	46.73	35.82	23.84	12.14	1:00.42	
		Speed (m/s)	14.61	18.33	16.69	17.09	16.47	16.55	
		Stride length (m)	6.26	7.54	7.07	7.18	7.04	6.99	
		Stride duration (s)	0.413	0.411	0.423	0.420	0.427	0.422	
		Stride efficiency (%)	61.30	88.77	78.06	80.64	77.36	76.37	
		Stride count	31.93	26.54	28.30	27.84	28.43	143.04	



Note: Horizontal distance axis grid lines are 200m furlongs.

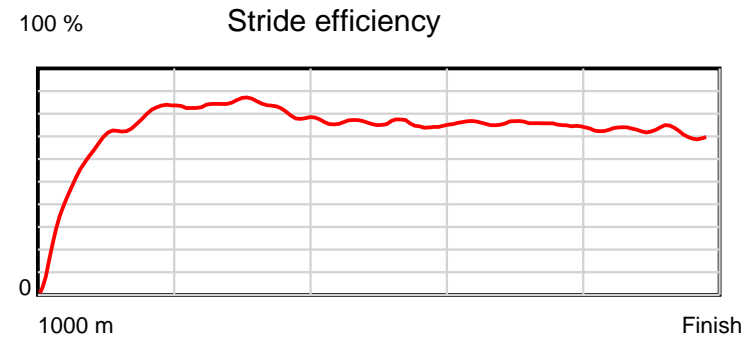
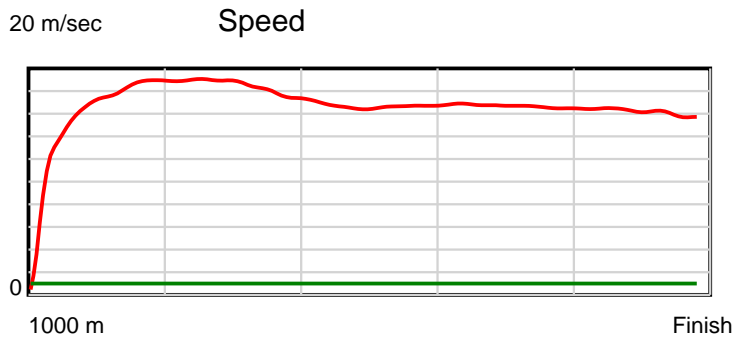
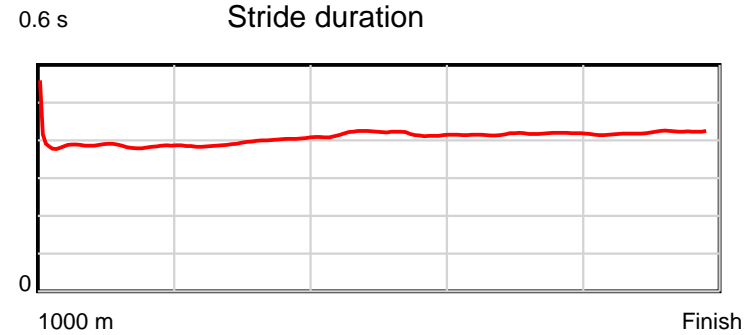
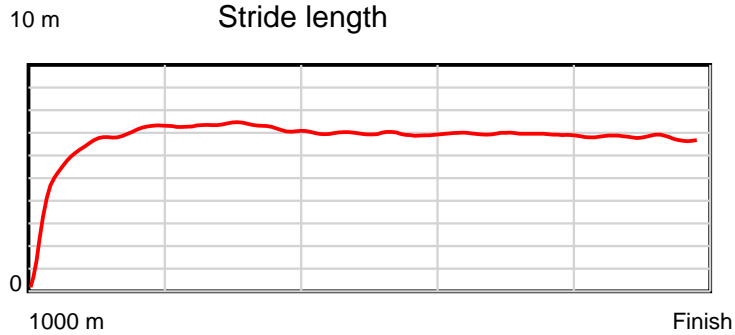
Disclaimer.

Tasracing Pty Ltd and Thoroughbred Ratings Pty Ltd accepts no responsibility for the completeness or accuracy of any of the information contained herein, and makes no representations about its suitability for any particular purpose. Users should make their own judgements about those matters and/or seek independent advice. You assume all risks associated with use of the data provided on this page.

Race Results

September 28, 2014, Race 6, CL1, Distance 1000m, Spreyton - Offset 0m

Result	TAB no.	Horse (Barrier)	1000 to	800m to	600m to	400m to	200m to	Total or	Margin
6th	11	Great Delight (3)	800m	600m	400m	200m	WP	Average	
		Position in running (margin)	-	10(4.3)	10(5.7)	11(6.3)	10(6.0)		4.20
		Sectional time (s)	13.48	10.80	12.05	11.94	12.31		
		Cumulative time (s)	60.58	47.10	36.30	24.25	12.31	1:00.57	
		Speed (m/s)	14.83	18.52	16.60	16.75	16.25	16.51	
		Stride length (m)	5.77	7.32	6.92	6.98	6.84	6.72	
		Stride duration (s)	0.387	0.395	0.417	0.417	0.421	0.407	
		Stride efficiency (%)	51.99	83.75	74.89	76.18	73.15	70.61	
		Stride count	34.67	27.32	28.89	28.65	29.23	148.76	



Note: Horizontal distance axis grid lines are 200m furlongs.

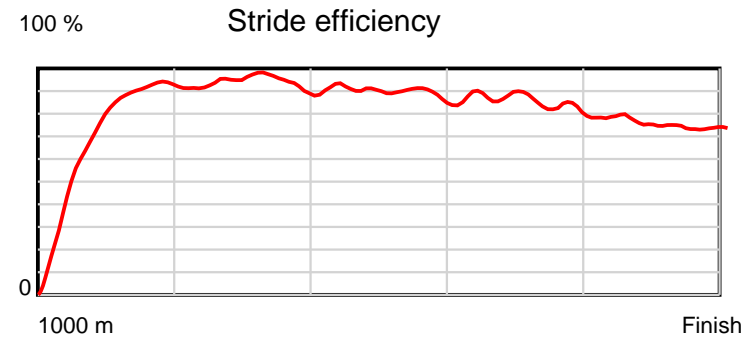
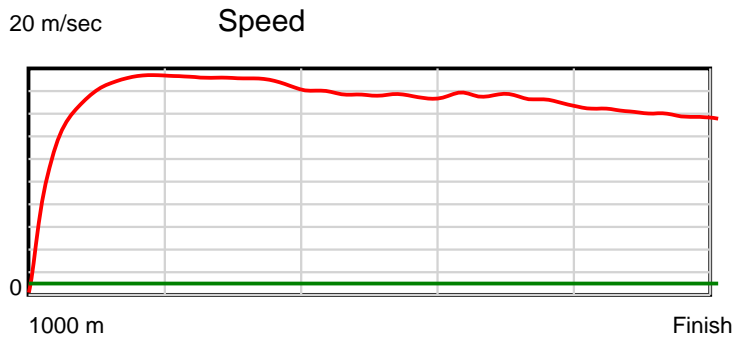
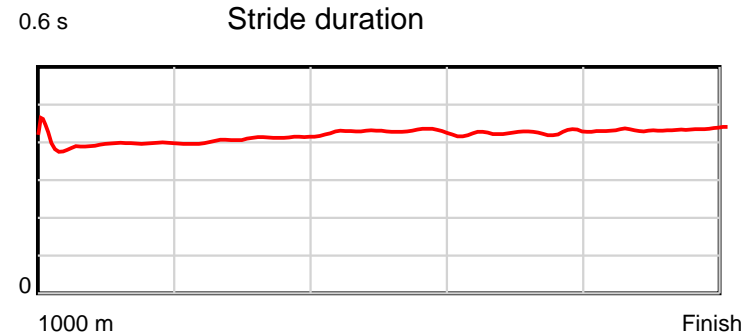
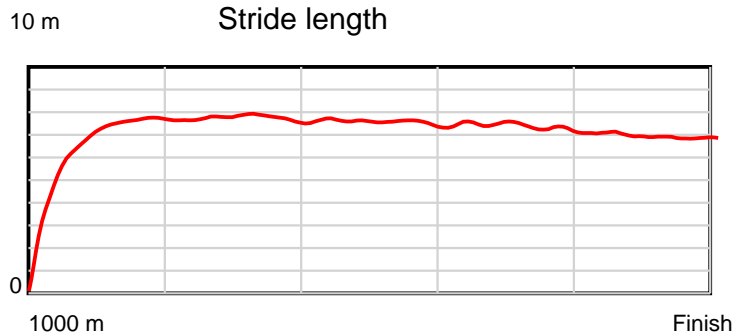
Disclaimer.

Tasracing Pty Ltd and Thoroughbred Ratings Pty Ltd accepts no responsibility for the completeness or accuracy of any of the information contained herein, and makes no representations about its suitability for any particular purpose. Users should make their own judgements about those matters and/or seek independent advice. You assume all risks associated with use of the data provided on this page.

Race Results

September 28, 2014, Race 6, CL1, Distance 1000m, Spreyton - Offset 0m

Result	TAB no.	Horse (Barrier)	1000 to	800m to	600m to	400m to	200m to	Total or	Margin
7th	7	Flying Flo Jo (12)	800m	600m	400m	200m	WP	Average	
		Position in running (margin)	-	3(0.9)	6(2.9)	4(2.7)	6(2.7)		4.50
		Sectional time (s)	13.06	10.89	11.91	11.99	12.78		
		Cumulative time (s)	60.64	47.58	36.69	24.77	12.78	1:00.64	
		Speed (m/s)	15.32	18.37	16.79	16.68	15.65	16.49	
		Stride length (m)	6.13	7.50	7.19	7.11	6.79	6.91	
		Stride duration (s)	0.398	0.409	0.428	0.426	0.434	0.419	
		Stride efficiency (%)	58.63	88.00	80.76	79.05	71.94	74.61	
		Stride count	32.65	26.65	27.82	28.12	29.48	144.72	



Note: Horizontal distance axis grid lines are 200m furlongs.

Disclaimer.

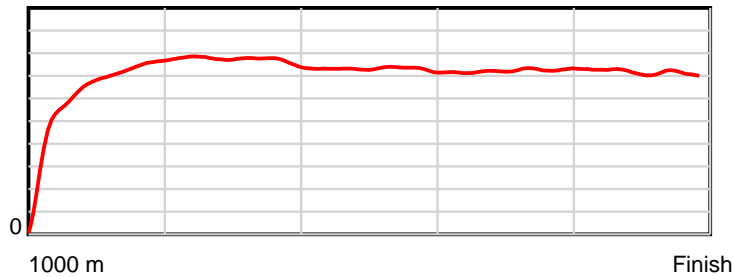
Tasracing Pty Ltd and Thoroughbred Ratings Pty Ltd accepts no responsibility for the completeness or accuracy of any of the information contained herein, and makes no representations about its suitability for any particular purpose. Users should make their own judgements about those matters and/or seek independent advice. You assume all risks associated with use of the data provided on this page.

Race Results

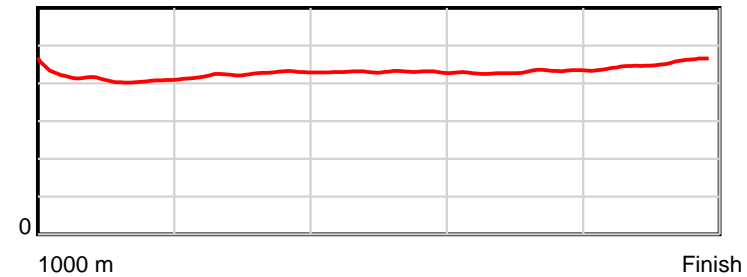
September 28, 2014, Race 6, CL1, Distance 1000m, Spreyton - Offset 0m

Result	TAB no.	Horse (Barrier)	1000 to	800m to	600m to	400m to	200m to	Total or	Margin
8th	10	Arras (7)	800m	600m	400m	200m	WP	Average	
		Position in running (margin)	-	11(5.9)	12(8.5)	12(8.9)	11(6.3)		5.80
		Sectional time (s)	13.86	11.00	12.01	11.57	12.44		
		Cumulative time (s)	60.88	47.02	36.02	24.02	12.44	1:00.88	
		Speed (m/s)	14.43	18.18	16.65	17.29	16.08	16.43	
		Stride length (m)	6.08	7.72	7.17	7.44	7.26	7.08	
		Stride duration (s)	0.416	0.425	0.430	0.430	0.452	0.431	
		Stride efficiency (%)	57.77	93.16	80.26	86.47	82.29	78.43	
		Stride count	32.89	25.90	27.91	26.89	27.56	141.15	

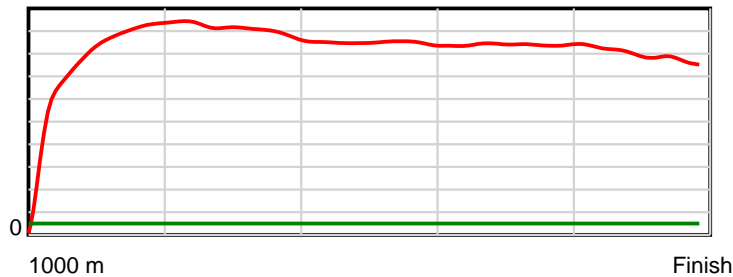
10 m Stride length



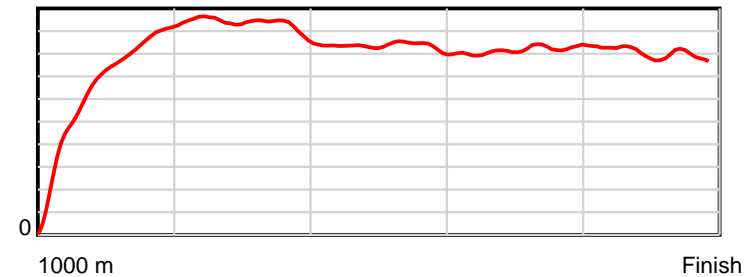
0.6 s Stride duration



20 m/sec Speed



100 % Stride efficiency



Note: Horizontal distance axis grid lines are 200m furlongs.

Disclaimer.

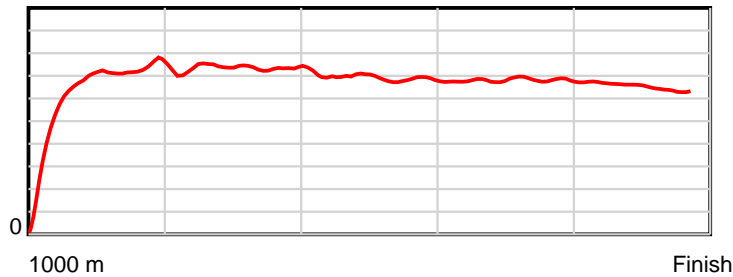
Tasracing Pty Ltd and Thoroughbred Ratings Pty Ltd accepts no responsibility for the completeness or accuracy of any of the information contained herein, and makes no representations about its suitability for any particular purpose. Users should make their own judgements about those matters and/or seek independent advice. You assume all risks associated with use of the data provided on this page.

Race Results

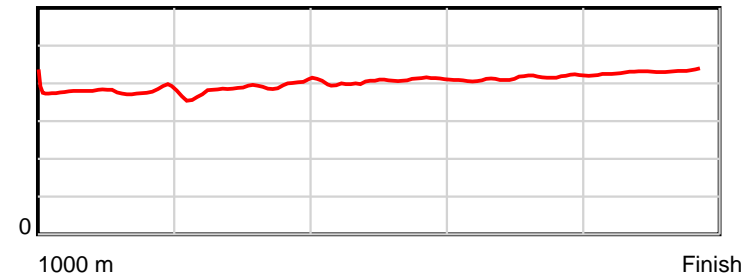
September 28, 2014, Race 6, CL1, Distance 1000m, Spreyton - Offset 0m

Result	TAB no.	Horse (Barrier)	1000 to	800m to	600m to	400m to	200m to	Total or	Margin
9th	8	Watch Over Me (11)	800m	600m	400m	200m	WP	Average	
		Position in running (margin)	-	8(3.5)	4(2.6)	5(2.8)	7(3.9)		6.20
		Sectional time (s)	13.37	10.40	11.97	12.18	13.02		
		Cumulative time (s)	60.95	47.58	37.18	25.21	13.02	1:00.95	
		Speed (m/s)	14.95	19.23	16.71	16.42	15.36	16.41	
		Stride length (m)	5.99	7.35	6.73	6.78	6.63	6.67	
		Stride duration (s)	0.395	0.382	0.403	0.413	0.432	0.406	
		Stride efficiency (%)	56.10	84.43	70.71	71.83	68.71	69.47	
		Stride count	33.38	27.21	29.73	29.50	30.16	149.98	

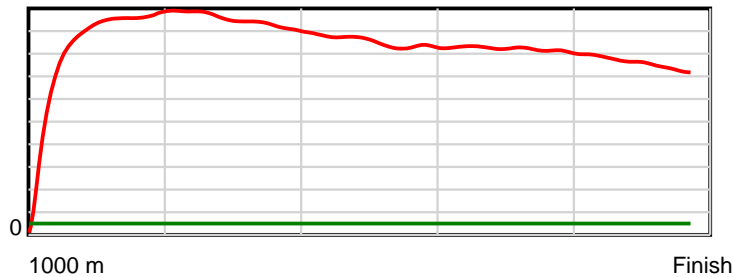
10 m Stride length



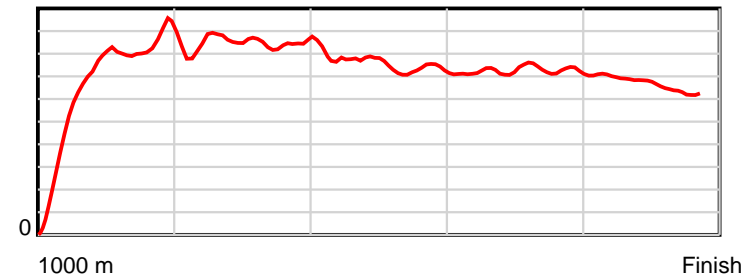
0.6 s Stride duration



20 m/sec Speed



100 % Stride efficiency



Note: Horizontal distance axis grid lines are 200m furlongs.

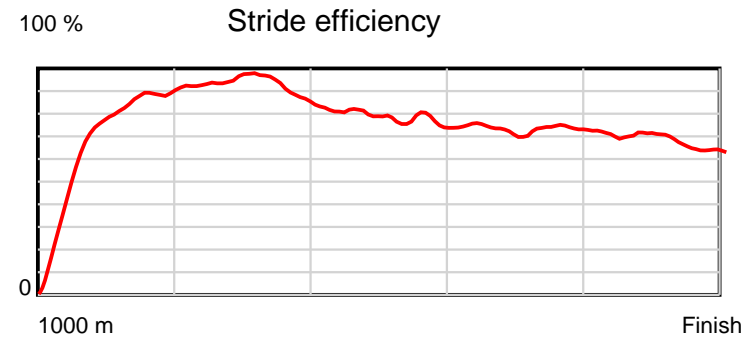
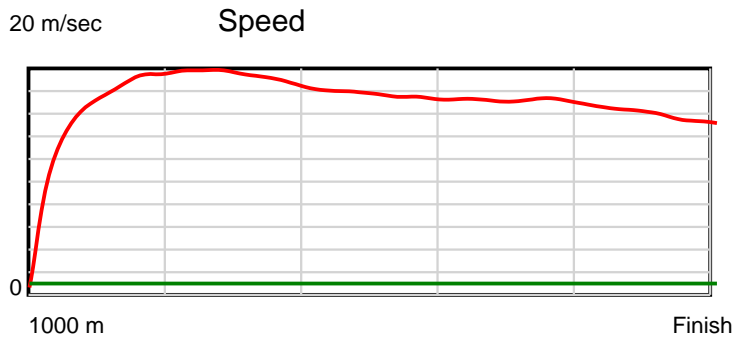
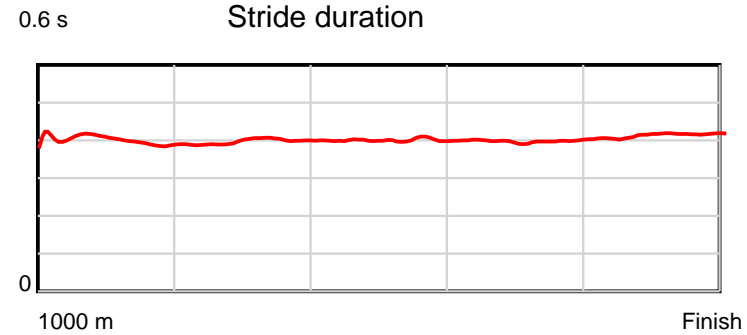
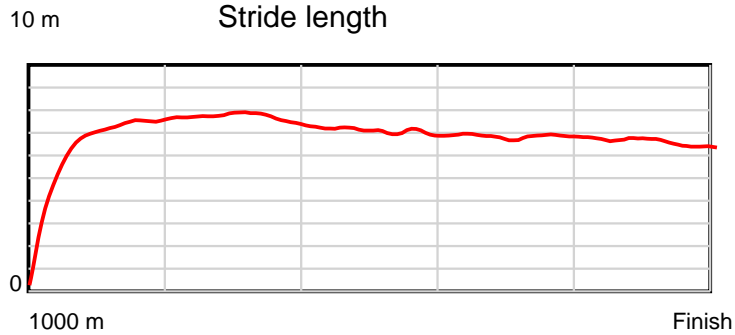
Disclaimer.

Tasracing Pty Ltd and Thoroughbred Ratings Pty Ltd accepts no responsibility for the completeness or accuracy of any of the information contained herein, and makes no representations about its suitability for any particular purpose. Users should make their own judgements about those matters and/or seek independent advice. You assume all risks associated with use of the data provided on this page.

Race Results

September 28, 2014, Race 6, CL1, Distance 1000m, Spreyton - Offset 0m

Result	TAB no.	Horse (Barrier)	1000 to	800m to	600m to	400m to	200m to	Total or	Margin
10th	4	Ima Nugget (6)	800m	600m	400m	200m	WP	Average	
		Position in running (margin)	-	7(3.4)	9(4.6)	9(5.2)	8(4.2)		6.30
		Sectional time (s)	13.58	10.75	12.05	11.82	12.76		
		Cumulative time (s)	60.97	47.39	36.64	24.58	12.76	1:00.96	
		Speed (m/s)	14.72	18.60	16.60	16.92	15.67	16.40	
		Stride length (m)	6.02	7.38	6.64	6.73	6.49	6.62	
		Stride duration (s)	0.401	0.397	0.400	0.398	0.414	0.404	
		Stride efficiency (%)	56.59	85.00	68.86	70.70	65.85	68.52	
		Stride count	33.23	27.12	30.13	29.73	30.81	151.02	



Note: Horizontal distance axis grid lines are 200m furlongs.

Disclaimer.

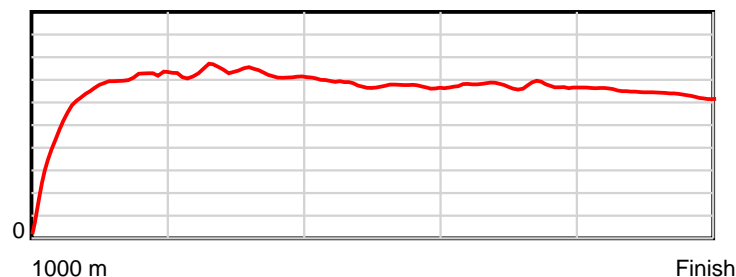
Tasracing Pty Ltd and Thoroughbred Ratings Pty Ltd accepts no responsibility for the completeness or accuracy of any of the information contained herein, and makes no representations about its suitability for any particular purpose. Users should make their own judgements about those matters and/or seek independent advice. You assume all risks associated with use of the data provided on this page.

Race Results

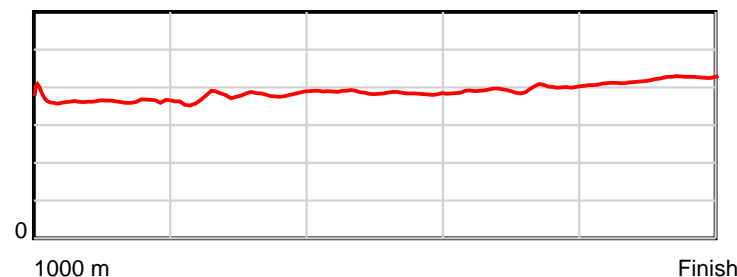
September 28, 2014, Race 6, CL1, Distance 1000m, Spreyton - Offset 0m

Result	TAB no.	Horse (Barrier)	1000 to	800m to	600m to	400m to	200m to	Total or	Margin
11th	5	Court Candel (5)	800m	600m	400m	200m	WP	Average	
		Position in running (margin)	-	2(0.3)	1(0.0)	1(0.0)	1(0.0)		6.50
		Sectional time (s)	13.06	10.51	11.94	11.99	13.50		
		Cumulative time (s)	61.01	47.95	37.44	25.50	13.50	1:01.00	
		Speed (m/s)	15.31	19.03	16.75	16.68	14.81	16.39	
		Stride length (m)	5.64	7.11	6.44	6.60	6.25	6.37	
		Stride duration (s)	0.365	0.374	0.384	0.396	0.422	0.389	
		Stride efficiency (%)	49.62	79.05	64.72	67.97	61.04	63.38	
		Stride count	35.49	28.12	31.08	30.33	32.00	157.02	

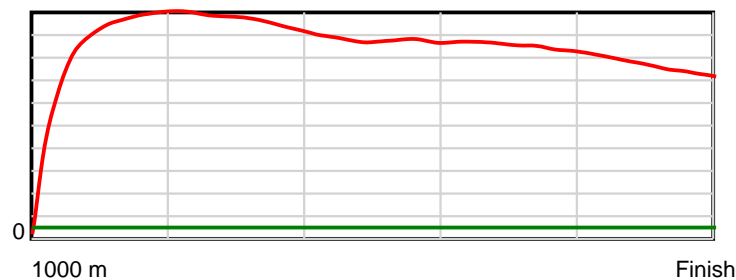
10 m Stride length



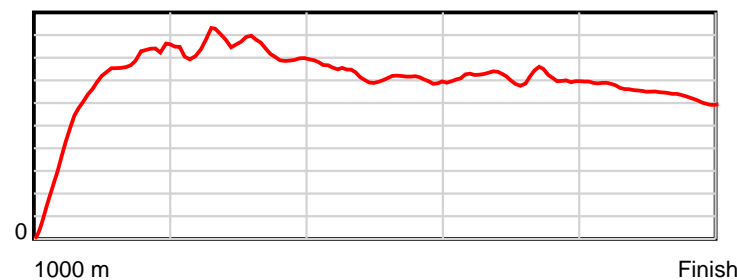
0.6 s Stride duration



20 m/sec Speed



100 % Stride efficiency



Note: Horizontal distance axis grid lines are 200m furlongs.

Disclaimer.

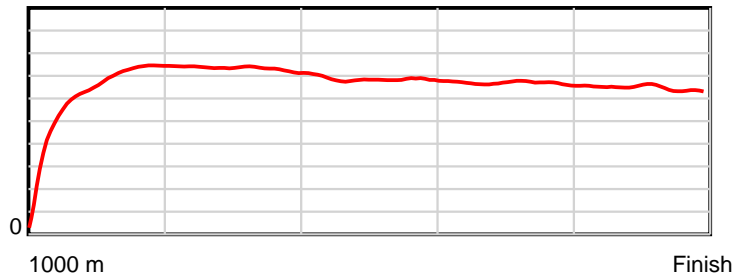
Tasracing Pty Ltd and Thoroughbred Ratings Pty Ltd accepts no responsibility for the completeness or accuracy of any of the information contained herein, and makes no representations about its suitability for any particular purpose. Users should make their own judgements about those matters and/or seek independent advice. You assume all risks associated with use of the data provided on this page.

Race Results

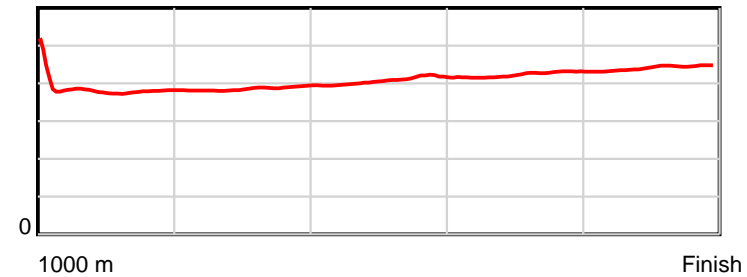
September 28, 2014, Race 6, CL1, Distance 1000m, Spreyton - Offset 0m

Result	TAB no.	Horse (Barrier)	1000 to	800m to	600m to	400m to	200m to	Total or	Margin
12th	12	Bring Me Sunsh... (10)	800m	600m	400m	200m	WP	Average	
		Position in running (margin)	-	4(1.4)	3(2.1)	7(3.7)	12(7.2)		12.00
		Sectional time (s)	13.14	10.66	12.21	12.58	13.45		
		Cumulative time (s)	62.05	48.91	38.25	26.04	13.45	1:02.04	
		Speed (m/s)	15.22	18.76	16.38	15.90	14.87	16.12	
		Stride length (m)	5.99	7.24	6.67	6.74	6.57	6.62	
		Stride duration (s)	0.388	0.386	0.407	0.424	0.442	0.411	
		Stride efficiency (%)	56.16	81.98	69.49	70.89	67.48	68.46	
		Stride count	33.36	27.61	29.99	29.69	30.43	151.08	

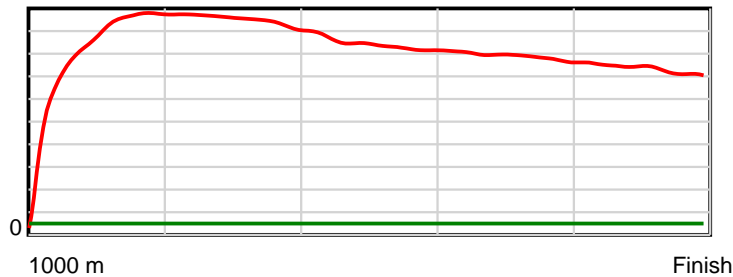
10 m Stride length



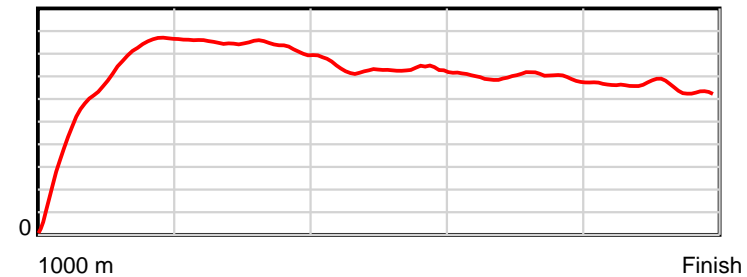
0.6 s Stride duration



20 m/sec Speed



100 % Stride efficiency



Note: Horizontal distance axis grid lines are 200m furlongs.

Disclaimer.

Tasracing Pty Ltd and Thoroughbred Ratings Pty Ltd accepts no responsibility for the completeness or accuracy of any of the information contained herein, and makes no representations about its suitability for any particular purpose. Users should make their own judgements about those matters and/or seek independent advice. You assume all risks associated with use of the data provided on this page.