



## Race Results

Tasmanian Racing Club, Hobart, October 05, 2014

Compilation date: October 6, 2014, 3:41:30 PM (EST)

Copyright © 2014 Tasracing Pty Ltd. All rights reserved.

### Trademarks.

StrideMASTER is a registered trademark of Thoroughbred Ratings Pty Ltd.

### Disclaimer.

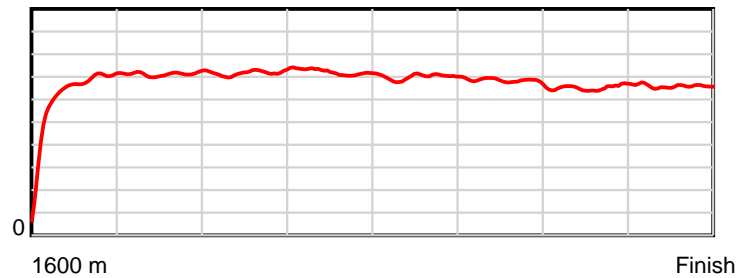
Tasracing Pty Ltd and Thoroughbred Ratings Pty Ltd accepts no responsibility for the completeness or accuracy of any of the information contained herein, and makes no representations about its suitability for any particular purpose. Users should make their own judgements about those matters and/or seek independent advice. You assume all risks associated with use of the data provided on this page.

# Race Results

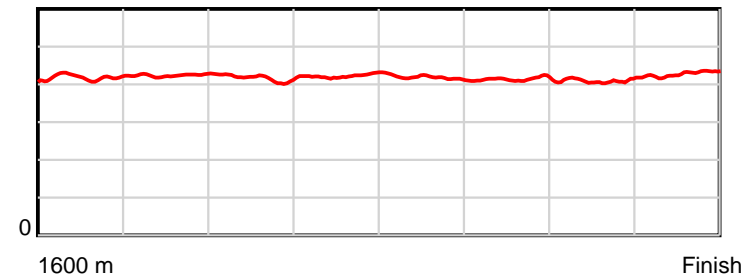
October 05, 2014, Race 5, BM82, Distance 1600m, Elwick Course Proper - Offset 3m

Result	TAB no.	Horse (Barrier)	1600 to	1400m to	1200m to	1000m to	800m to	600m to	400m to	200m to	Total or	Margin
1st	5	<b>Clan McLeod (6)</b>	<b>1400m</b>	<b>1200m</b>	<b>1000m</b>	<b>800m</b>	<b>600m</b>	<b>400m</b>	<b>200m</b>	<b>WP</b>	<b>Average</b>	
		Position in running (margin)	-	6(3.8)	6(8.6)	6(9.6)	6(7.7)	6(7.1)	5(5.5)	2(2.5)		0.00
		Sectional time (s)	15.61	12.23	11.43	11.77	12.00	12.22	12.50	12.81		
		Cumulative time (s)	100.58	84.97	72.73	61.30	49.53	37.54	25.32	12.81	1:40.58	
		Speed (m/s)	12.81	16.35	17.50	16.99	16.67	16.37	16.00	15.61	15.91	
		Stride length (m)	5.28	6.93	7.29	7.17	6.95	6.76	6.54	6.68	6.64	
		Stride duration (s)	0.412	0.424	0.417	0.422	0.417	0.413	0.409	0.428	0.417	
		Stride efficiency (%)	43.59	75.09	83.02	80.30	75.39	71.44	66.80	69.76	68.90	
		Stride count	37.87	28.85	27.44	27.90	28.79	29.58	30.59	29.93	240.95	

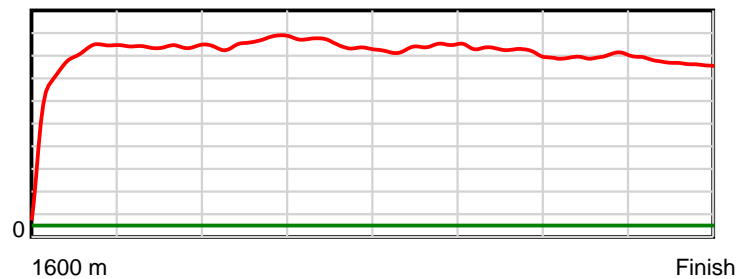
10 m Stride length



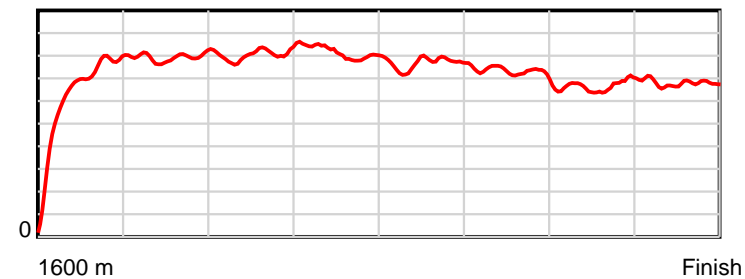
0.6 s Stride duration



20 m/sec Speed



100 % Stride efficiency



Note: Horizontal distance axis grid lines are 200m furlongs.

## Disclaimer.

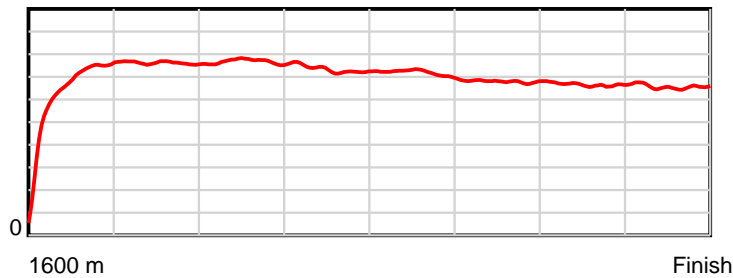
Tasracing Pty Ltd and Thoroughbred Ratings Pty Ltd accepts no responsibility for the completeness or accuracy of any of the information contained herein, and makes no representations about its suitability for any particular purpose. Users should make their own judgements about those matters and/or seek independent advice. You assume all risks associated with use of the data provided on this page.

# Race Results

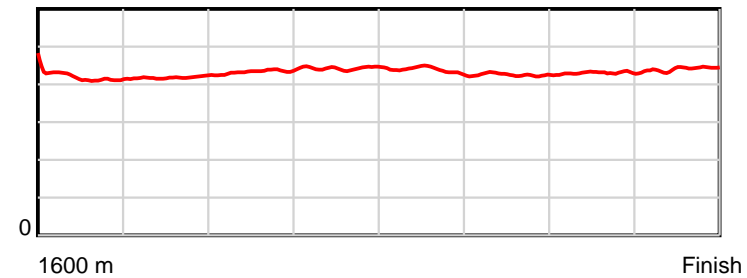
October 05, 2014, Race 5, BM82, Distance 1600m, Elwick Course Proper - Offset 3m

Result	TAB no.	Horse (Barrier)	1600 to	1400m to	1200m to	1000m to	800m to	600m to	400m to	200m to	Total or	Margin
2nd	4	<b>Pengalas Gee G... (8)</b>	<b>1400m</b>	<b>1200m</b>	<b>1000m</b>	<b>800m</b>	<b>600m</b>	<b>400m</b>	<b>200m</b>	<b>WP</b>	<b>Average</b>	
		Position in running (margin)	-	2(0.2)	1(0.0)	1(0.0)	1(0.0)	1(0.0)	1(0.0)	1(0.0)		0.10
		Sectional time (s)	14.99	11.40	11.27	12.08	12.10	12.49	13.00	13.28		
		Cumulative time (s)	100.60	85.61	74.21	62.94	50.87	38.77	26.28	13.28	1:40.59	
		Speed (m/s)	13.34	17.54	17.75	16.56	16.53	16.01	15.38	15.06	15.90	
		Stride length (m)	5.68	7.35	7.73	7.32	7.22	6.81	6.63	6.64	6.87	
		Stride duration (s)	0.426	0.419	0.435	0.442	0.437	0.425	0.431	0.441	0.432	
		Stride efficiency (%)	50.39	84.40	93.27	83.74	81.54	72.42	68.66	68.80	73.67	
		Stride count	35.22	27.21	25.89	27.32	27.69	29.38	30.17	30.14	233.02	

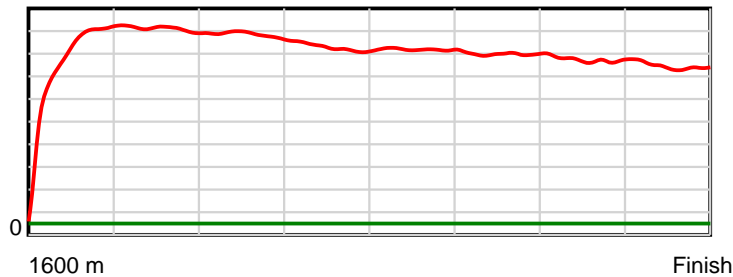
10 m Stride length



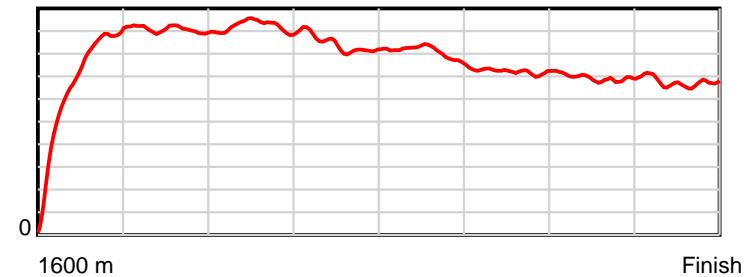
0.6 s Stride duration



20 m/sec Speed



100 % Stride efficiency



Note: Horizontal distance axis grid lines are 200m furlongs.

## Disclaimer.

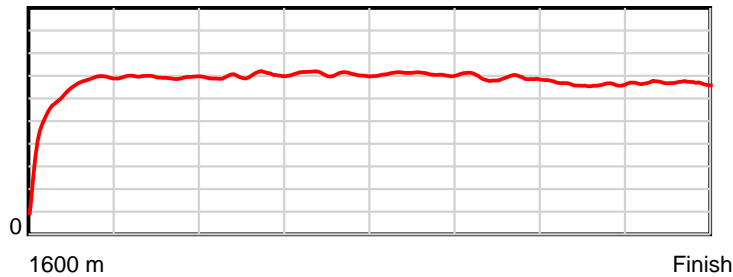
Tasracing Pty Ltd and Thoroughbred Ratings Pty Ltd accepts no responsibility for the completeness or accuracy of any of the information contained herein, and makes no representations about its suitability for any particular purpose. Users should make their own judgements about those matters and/or seek independent advice. You assume all risks associated with use of the data provided on this page.

# Race Results

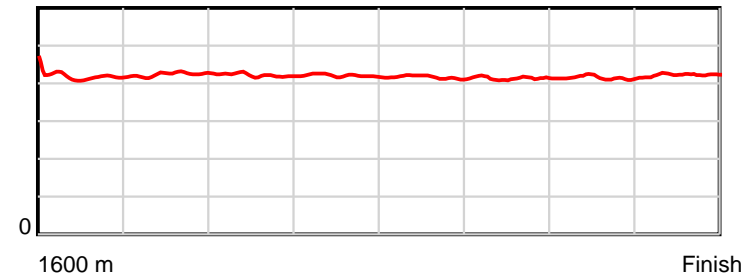
October 05, 2014, Race 5, BM82, Distance 1600m, Elwick Course Proper - Offset 3m

Result	TAB no.	Horse (Barrier)	1600 to	1400m to	1200m to	1000m to	800m to	600m to	400m to	200m to	Total or	Margin
3rd	6	<b>Noble Star (5)</b>	<b>1400m</b>	<b>1200m</b>	<b>1000m</b>	<b>800m</b>	<b>600m</b>	<b>400m</b>	<b>200m</b>	<b>WP</b>	<b>Average</b>	
		Position in running (margin)	-	7(5.1)	8(11.0)	8(14.8)	8(13.2)	8(12.0)	8(10.4)	8(7.5)		3.40
		Sectional time (s)	15.85	12.40	11.92	11.80	11.89	12.23	12.51	12.63		
		Cumulative time (s)	101.23	85.38	72.98	61.06	49.26	37.37	25.14	12.63	1:41.23	
		Speed (m/s)	12.62	16.13	16.78	16.95	16.82	16.35	15.99	15.84	15.81	
		Stride length (m)	5.25	6.84	7.07	7.12	7.00	6.75	6.63	6.67	6.61	
		Stride duration (s)	0.418	0.424	0.421	0.420	0.416	0.413	0.415	0.422	0.418	
		Stride efficiency (%)	43.05	73.06	78.10	79.22	76.63	71.19	68.67	69.62	68.28	
		Stride count	38.10	29.25	28.29	28.09	28.56	29.63	30.17	29.96	242.05	

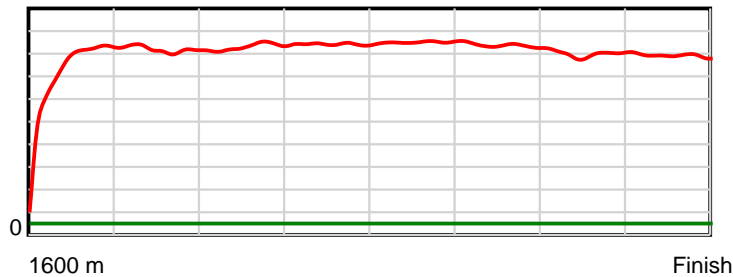
10 m Stride length



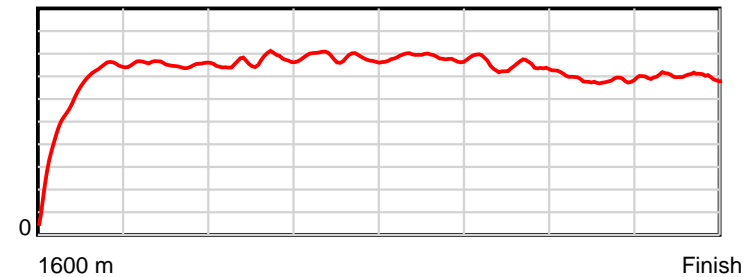
0.6 s Stride duration



20 m/sec Speed



100 % Stride efficiency



Note: Horizontal distance axis grid lines are 200m furlongs.

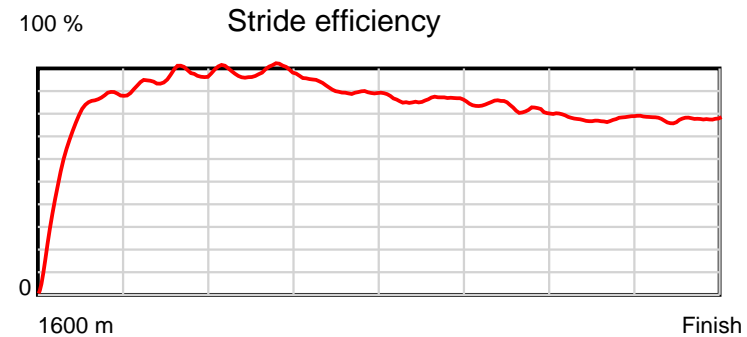
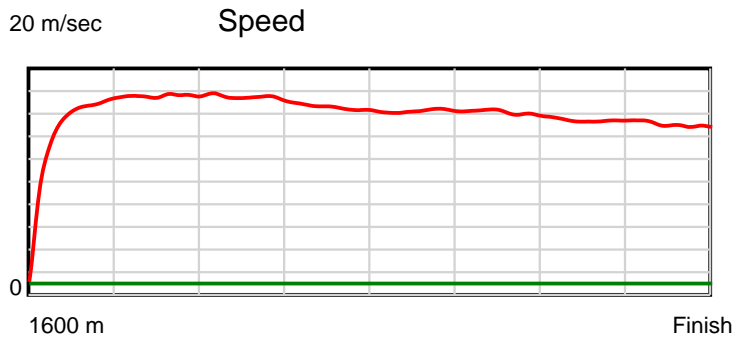
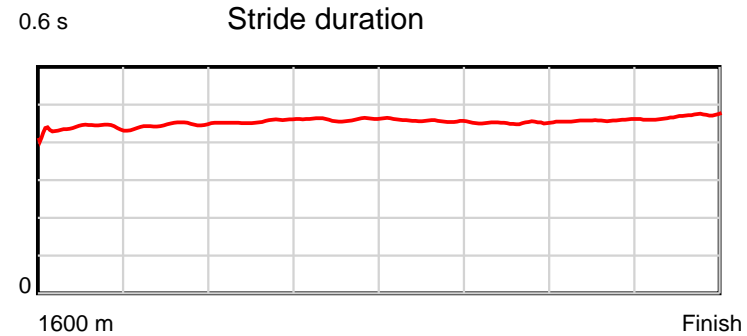
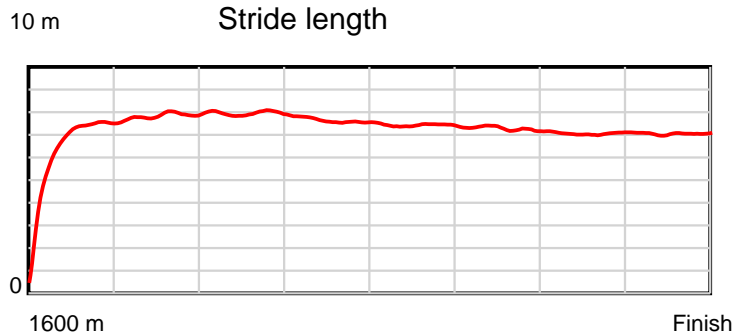
## Disclaimer.

Tasracing Pty Ltd and Thoroughbred Ratings Pty Ltd accepts no responsibility for the completeness or accuracy of any of the information contained herein, and makes no representations about its suitability for any particular purpose. Users should make their own judgements about those matters and/or seek independent advice. You assume all risks associated with use of the data provided on this page.

# Race Results

October 05, 2014, Race 5, BM82, Distance 1600m, Elwick Course Proper - Offset 3m

Result	TAB no.	Horse (Barrier)	1600 to	1400m to	1200m to	1000m to	800m to	600m to	400m to	200m to	Total or	Margin
4th	2	Jay Bee's Gee ... (2)	1400m	1200m	1000m	800m	600m	400m	200m	WP	Average	
		Position in running (margin)	-	1(0.0)	2(1.1)	2(2.2)	2(1.8)	2(2.9)	2(3.2)	3(2.9)		3.70
		Sectional time (s)	15.04	11.61	11.46	12.02	12.28	12.53	12.95	13.40		
		Cumulative time (s)	101.28	86.24	74.63	63.17	51.16	38.87	26.34	13.40	1:41.28	
		Speed (m/s)	13.30	17.23	17.45	16.64	16.29	15.96	15.44	14.93	15.80	
		Stride length (m)	5.70	7.70	7.96	7.68	7.43	7.21	7.07	7.02	7.15	
		Stride duration (s)	0.426	0.447	0.456	0.461	0.456	0.452	0.458	0.470	0.453	
		Stride efficiency (%)	50.71	92.74	99.04	92.18	86.25	81.25	78.18	77.05	79.98	
		Stride count	35.11	25.96	25.12	26.04	26.92	27.74	28.28	28.48	223.65	



Note: Horizontal distance axis grid lines are 200m furlongs.

**Disclaimer.**

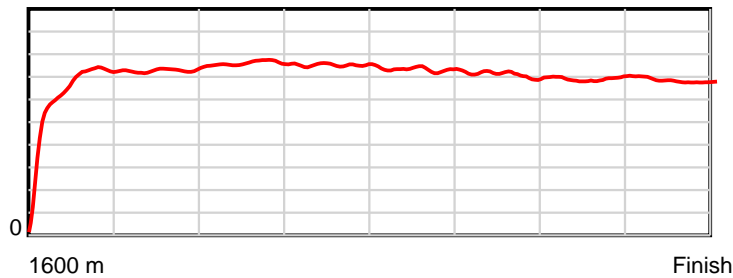
Tasracing Pty Ltd and Thoroughbred Ratings Pty Ltd accepts no responsibility for the completeness or accuracy of any of the information contained herein, and makes no representations about its suitability for any particular purpose. Users should make their own judgements about those matters and/or seek independent advice. You assume all risks associated with use of the data provided on this page.

# Race Results

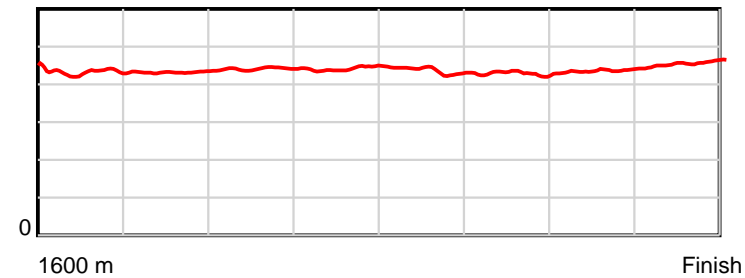
October 05, 2014, Race 5, BM82, Distance 1600m, Elwick Course Proper - Offset 3m

Result	TAB no.	Horse (Barrier)	1600 to	1400m to	1200m to	1000m to	800m to	600m to	400m to	200m to	Total or	Margin
5th	1	<b>Second Dozen (1)</b>	<b>1400m</b>	<b>1200m</b>	<b>1000m</b>	<b>800m</b>	<b>600m</b>	<b>400m</b>	<b>200m</b>	<b>WP</b>	<b>Average</b>	
		Position in running (margin)	-	4(1.4)	4(6.0)	4(7.2)	4(5.1)	3(5.6)	4(5.1)	4(3.5)		4.70
		Sectional time (s)	15.26	12.19	11.48	11.73	12.18	12.41	12.72	13.49		
		Cumulative time (s)	101.47	86.21	74.02	62.54	50.81	38.63	26.22	13.49	1:41.47	
		Speed (m/s)	13.10	16.41	17.42	17.05	16.42	16.12	15.72	14.83	15.77	
		Stride length (m)	5.67	7.08	7.70	7.53	7.15	6.89	6.87	6.77	6.91	
		Stride duration (s)	0.431	0.432	0.442	0.442	0.436	0.428	0.437	0.457	0.438	
		Stride efficiency (%)	50.32	78.42	92.61	88.58	79.94	74.21	73.72	71.66	74.55	
		Stride count	35.24	28.23	25.98	26.56	27.96	29.02	29.12	29.53	231.64	

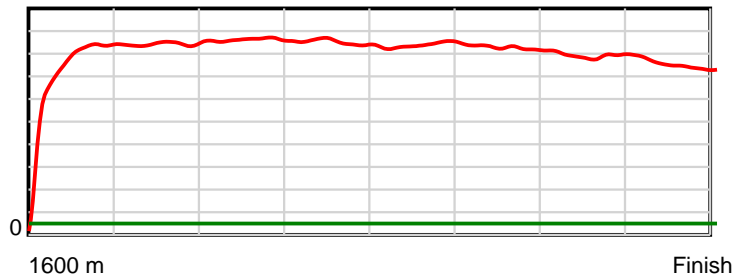
10 m Stride length



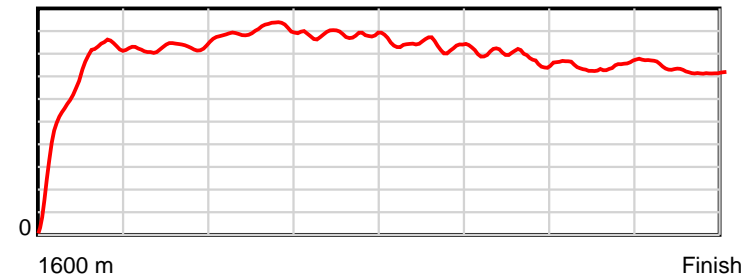
0.6 s Stride duration



20 m/sec Speed



100 % Stride efficiency



Note: Horizontal distance axis grid lines are 200m furlongs.

## Disclaimer.

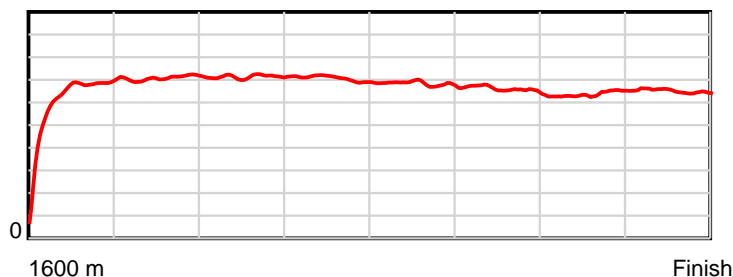
Tasracing Pty Ltd and Thoroughbred Ratings Pty Ltd accepts no responsibility for the completeness or accuracy of any of the information contained herein, and makes no representations about its suitability for any particular purpose. Users should make their own judgements about those matters and/or seek independent advice. You assume all risks associated with use of the data provided on this page.

# Race Results

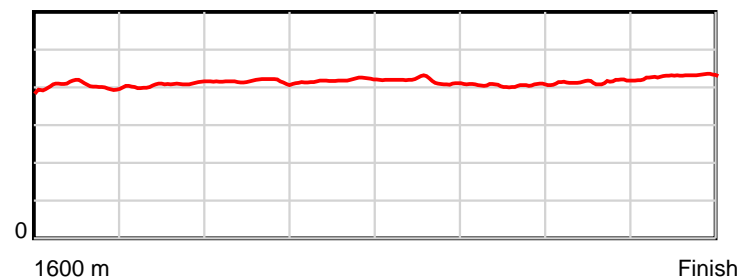
October 05, 2014, Race 5, BM82, Distance 1600m, Elwick Course Proper - Offset 3m

Result	TAB no.	Horse (Barrier)	1600 to	1400m to	1200m to	1000m to	800m to	600m to	400m to	200m to	Total or	Margin
6th	7	Skip to the Mo... (3)	1400m	1200m	1000m	800m	600m	400m	200m	WP	Average	
		Position in running (margin)	-	3(1.2)	3(3.3)	3(5.6)	3(4.8)	4(5.7)	3(4.8)	5(4.3)		5.00
		Sectional time (s)	15.30	11.78	11.65	11.95	12.24	12.35	12.91	13.35		
		Cumulative time (s)	101.53	86.23	74.45	62.80	50.85	38.61	26.26	13.35	1:41.53	
		Speed (m/s)	13.07	16.98	17.17	16.74	16.34	16.19	15.49	14.98	15.76	
		Stride length (m)	5.23	6.91	7.13	7.01	6.80	6.55	6.41	6.44	6.51	
		Stride duration (s)	0.399	0.407	0.416	0.419	0.416	0.405	0.414	0.430	0.413	
		Stride efficiency (%)	42.81	74.58	79.48	76.81	72.24	67.09	64.18	64.89	66.15	
		Stride count	38.21	28.95	28.04	28.53	29.41	30.52	31.21	31.04	245.91	

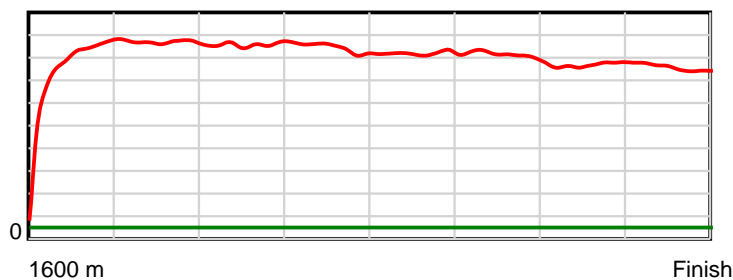
10 m Stride length



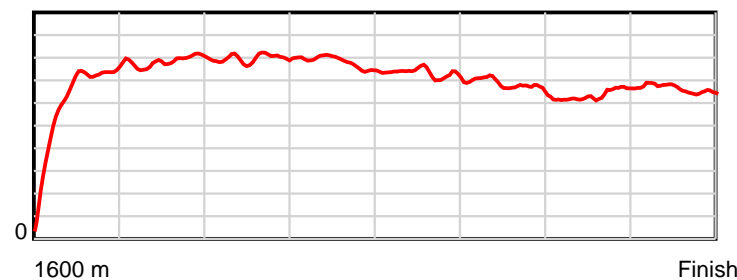
0.6 s Stride duration



20 m/sec Speed



100 % Stride efficiency



Note: Horizontal distance axis grid lines are 200m furlongs.

## Disclaimer.

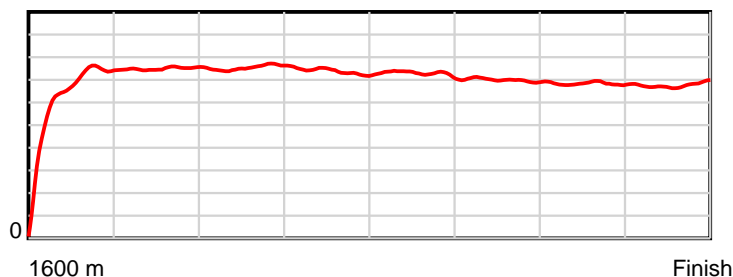
Tasracing Pty Ltd and Thoroughbred Ratings Pty Ltd accepts no responsibility for the completeness or accuracy of any of the information contained herein, and makes no representations about its suitability for any particular purpose. Users should make their own judgements about those matters and/or seek independent advice. You assume all risks associated with use of the data provided on this page.

# Race Results

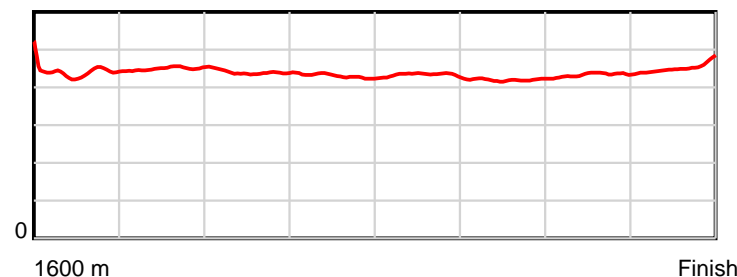
October 05, 2014, Race 5, BM82, Distance 1600m, Elwick Course Proper - Offset 3m

Result	TAB no.	Horse (Barrier)	1600 to	1400m to	1200m to	1000m to	800m to	600m to	400m to	200m to	Total or	Margin
7th	8	Prom King (7)	1400m	1200m	1000m	800m	600m	400m	200m	WP	Average	
		Position in running (margin)	-	8(5.9)	7(10.7)	7(13.1)	7(10.8)	7(10.1)	7(7.4)	6(6.2)		8.80
		Sectional time (s)	16.41	12.22	11.68	11.69	11.98	12.03	12.81	13.44		
		Cumulative time (s)	102.27	85.86	73.63	61.96	50.26	38.28	26.25	13.44	1:42.27	
		Speed (m/s)	12.19	16.37	17.12	17.11	16.69	16.63	15.61	14.88	15.65	
		Stride length (m)	5.65	7.36	7.52	7.34	7.22	6.98	6.77	6.78	6.90	
		Stride duration (s)	0.445	0.450	0.439	0.429	0.433	0.420	0.434	0.455	0.441	
		Stride efficiency (%)	49.81	84.69	88.37	84.12	81.57	76.20	71.66	71.78	74.44	
		Stride count	35.43	27.17	26.60	27.26	27.68	28.64	29.53	29.51	231.82	

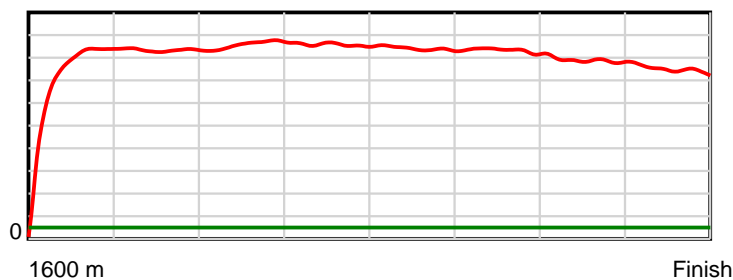
10 m Stride length



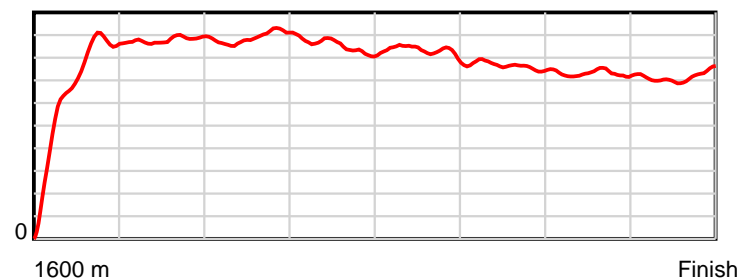
0.6 s Stride duration



20 m/sec Speed



100 % Stride efficiency



Note: Horizontal distance axis grid lines are 200m furlongs.

## Disclaimer.

Tasracing Pty Ltd and Thoroughbred Ratings Pty Ltd accepts no responsibility for the completeness or accuracy of any of the information contained herein, and makes no representations about its suitability for any particular purpose. Users should make their own judgements about those matters and/or seek independent advice. You assume all risks associated with use of the data provided on this page.

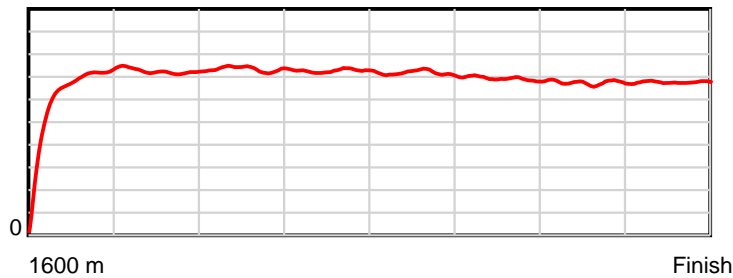


# Race Results

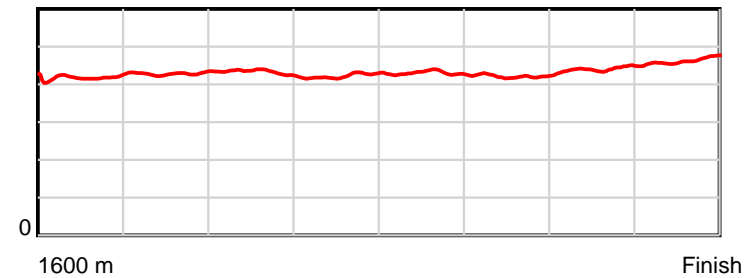
October 05, 2014, Race 5, BM82, Distance 1600m, Elwick Course Proper - Offset 3m

Result	TAB no.	Horse (Barrier)	1600 to	1400m to	1200m to	1000m to	800m to	600m to	400m to	200m to	Total or	Margin
8th	3	<b>Hell Strong (4)</b>	<b>1400m</b>	<b>1200m</b>	<b>1000m</b>	<b>800m</b>	<b>600m</b>	<b>400m</b>	<b>200m</b>	<b>WP</b>	<b>Average</b>	
		Position in running (margin)	-	5(2.2)	5(6.9)	5(9.4)	5(6.4)	5(6.7)	6(6.0)	7(6.4)		11.10
		Sectional time (s)	15.83	12.22	11.68	11.58	12.14	12.38	13.06	13.82		
		Cumulative time (s)	102.72	86.89	74.67	62.98	51.40	39.26	26.89	13.82	1:42.72	
		Speed (m/s)	12.64	16.37	17.12	17.27	16.47	16.16	15.31	14.47	15.58	
		Stride length (m)	5.40	7.01	7.38	7.30	7.06	6.82	6.76	6.72	6.75	
		Stride duration (s)	0.413	0.429	0.431	0.423	0.429	0.422	0.441	0.465	0.433	
		Stride efficiency (%)	45.49	76.89	85.13	83.34	77.96	72.64	71.32	70.66	71.18	
		Stride count	37.07	28.51	27.10	27.39	28.32	29.33	29.60	29.74	237.06	

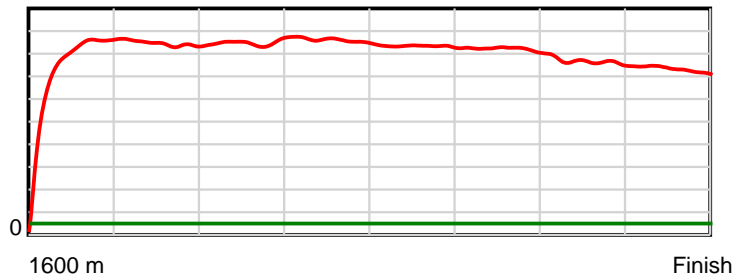
10 m Stride length



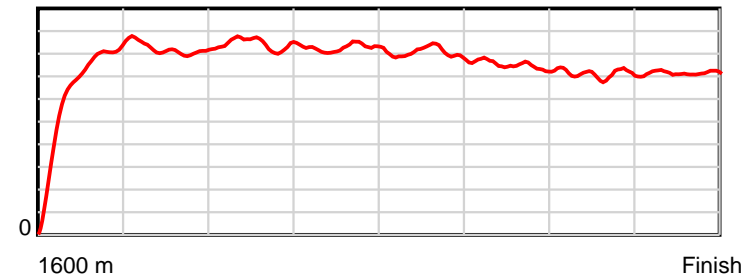
0.6 s Stride duration



20 m/sec Speed



100 % Stride efficiency



Note: Horizontal distance axis grid lines are 200m furlongs.

**Disclaimer.**

Tasracing Pty Ltd and Thoroughbred Ratings Pty Ltd accepts no responsibility for the completeness or accuracy of any of the information contained herein, and makes no representations about its suitability for any particular purpose. Users should make their own judgements about those matters and/or seek independent advice. You assume all risks associated with use of the data provided on this page.