



Race Results

Tasmanian Racing Club, Hobart, October 05, 2014

Compilation date: October 6, 2014, 3:42:39 PM (EST)

Copyright © 2014 Tasracing Pty Ltd. All rights reserved.

Trademarks.

StrideMASTER is a registered trademark of Thoroughbred Ratings Pty Ltd.

Disclaimer.

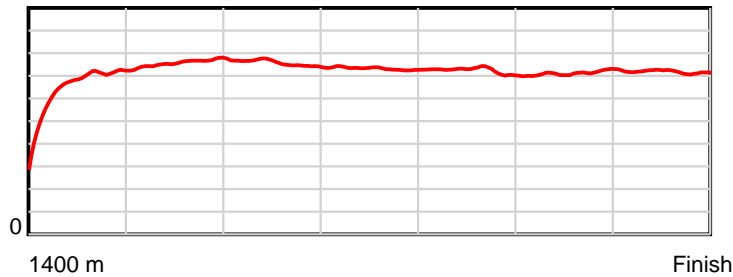
Tasracing Pty Ltd and Thoroughbred Ratings Pty Ltd accepts no responsibility for the completeness or accuracy of any of the information contained herein, and makes no representations about its suitability for any particular purpose. Users should make their own judgements about those matters and/or seek independent advice. You assume all risks associated with use of the data provided on this page.

Race Results

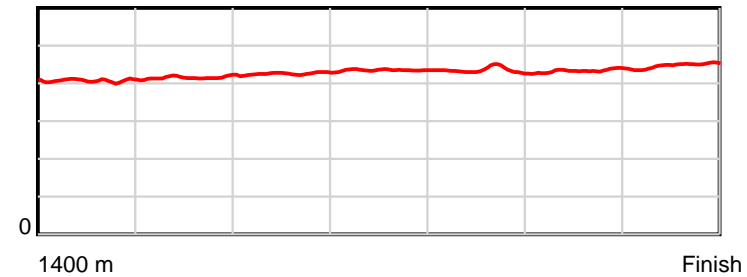
October 05, 2014, Race 6, CL1, Distance 1400m, Elwick Course Proper - Offset 3m

Result	TAB no.	Horse (Barrier)	1400 to	1200m to	1000m to	800m to	600m to	400m to	200m to	Total or	Margin
1st	2	Gocarma (3)	1200m	1000m	800m	600m	400m	200m	WP	Average	
		Position in running (margin)	-	5(3.2)	5(4.8)	4(4.7)	4(3.9)	4(1.2)	1(0.0)		0.00
		Sectional time (s)	17.18	10.99	11.47	12.06	12.12	12.39	12.73		
		Cumulative time (s)	88.94	71.76	60.77	49.30	37.25	25.12	12.73	1:28.94	
		Speed (m/s)	11.64	18.20	17.44	16.58	16.50	16.14	15.71	15.74	
		Stride length (m)	5.34	7.56	7.44	7.22	7.16	7.00	7.03	6.88	
		Stride duration (s)	0.403	0.415	0.427	0.435	0.434	0.434	0.448	0.437	
		Stride efficiency (%)	44.62	89.23	86.49	81.50	80.09	76.53	77.31	74.02	
		Stride count	37.43	26.47	26.88	27.69	27.94	28.58	28.43	203.42	

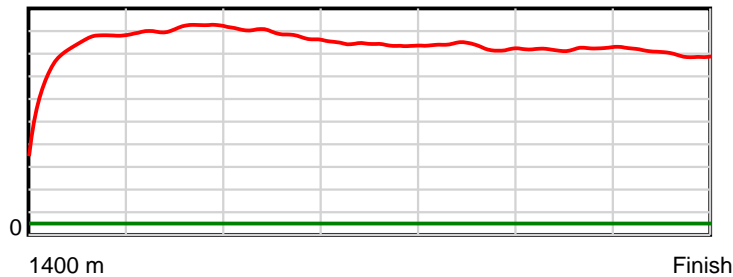
10 m Stride length



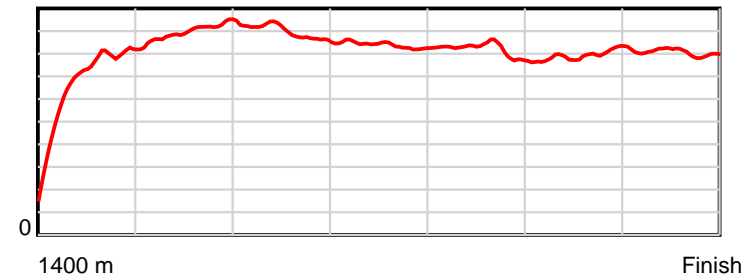
0.6 s Stride duration



20 m/sec Speed



100 % Stride efficiency



Note: Horizontal distance axis grid lines are 200m furlongs.

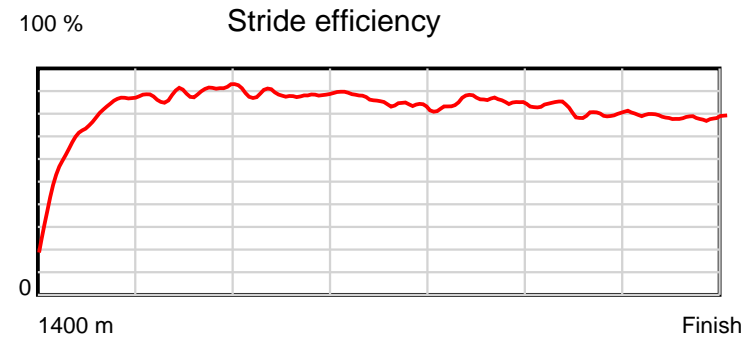
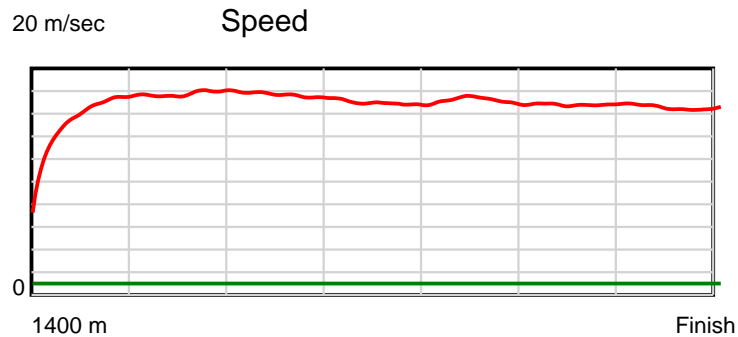
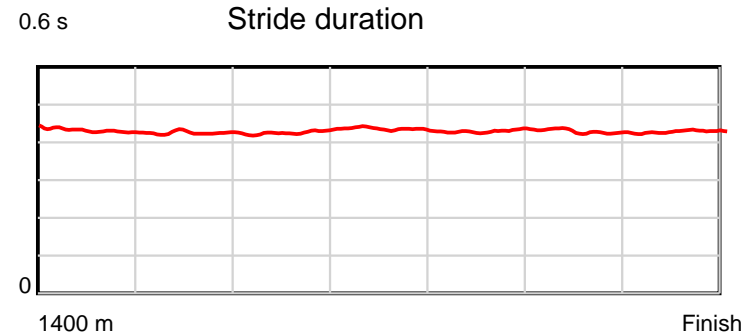
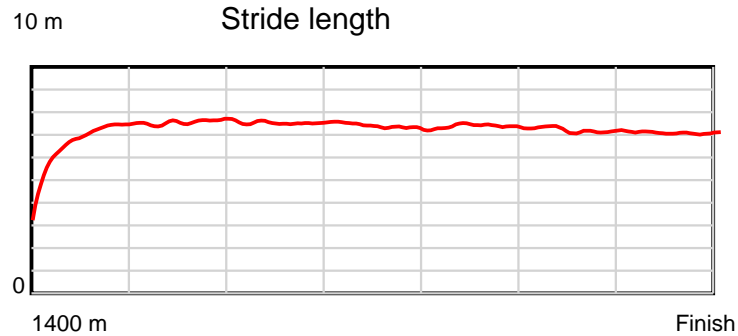
Disclaimer.

Tasracing Pty Ltd and Thoroughbred Ratings Pty Ltd accepts no responsibility for the completeness or accuracy of any of the information contained herein, and makes no representations about its suitability for any particular purpose. Users should make their own judgements about those matters and/or seek independent advice. You assume all risks associated with use of the data provided on this page.

Race Results

October 05, 2014, Race 6, CL1, Distance 1400m, Elwick Course Proper - Offset 3m

Result	TAB no.	Horse (Barrier)	1400 to	1200m to	1000m to	800m to	600m to	400m to	200m to	Total or	Margin
2nd	5	Cherry Dancer (11)	1200m	1000m	800m	600m	400m	200m	WP	Average	
		Position in running (margin)	-	10(6.2)	10(9.6)	10(9.1)	9(7.9)	8(4.1)	3(2.4)		0.10
		Sectional time (s)	17.74	11.28	11.42	11.98	11.94	12.31	12.29		
		Cumulative time (s)	88.96	71.22	59.94	48.52	36.54	24.60	12.29	1:28.95	
		Speed (m/s)	11.27	17.73	17.51	16.69	16.75	16.25	16.27	15.74	
		Stride length (m)	5.57	7.54	7.46	7.26	7.20	6.95	6.97	6.93	
		Stride duration (s)	0.432	0.425	0.426	0.435	0.430	0.428	0.428	0.440	
		Stride efficiency (%)	48.44	88.78	87.00	82.46	80.92	75.47	75.98	75.04	
		Stride count	35.92	26.53	26.80	27.53	27.79	28.78	28.68	202.03	



Note: Horizontal distance axis grid lines are 200m furlongs.

Disclaimer.

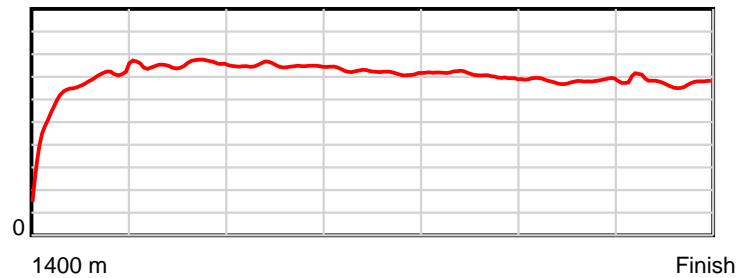
Tasracing Pty Ltd and Thoroughbred Ratings Pty Ltd accepts no responsibility for the completeness or accuracy of any of the information contained herein, and makes no representations about its suitability for any particular purpose. Users should make their own judgements about those matters and/or seek independent advice. You assume all risks associated with use of the data provided on this page.

Race Results

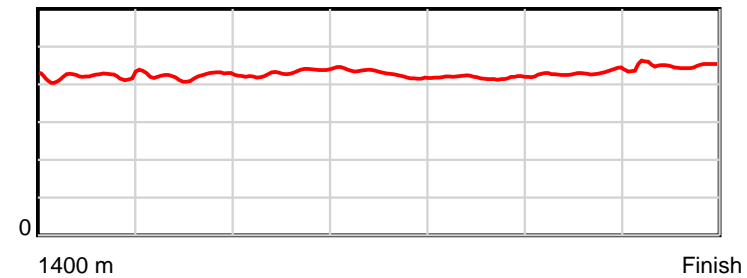
October 05, 2014, Race 6, CL1, Distance 1400m, Elwick Course Proper - Offset 3m

Result	TAB no.	Horse (Barrier)	1400 to	1200m to	1000m to	800m to	600m to	400m to	200m to	Total or	Margin
3rd	9	Lacey Azz (6)	1200m	1000m	800m	600m	400m	200m	WP	Average	
		Position in running (margin)	-	9(5.7)	8(7.8)	8(7.6)	7(5.5)	6(3.9)	5(4.0)		6.90
		Sectional time (s)	17.91	11.09	11.46	11.83	12.30	12.61	13.06		
		Cumulative time (s)	90.27	72.36	61.27	49.80	37.97	25.67	13.06	1:30.26	
		Speed (m/s)	11.16	18.03	17.45	16.91	16.26	15.86	15.31	15.51	
		Stride length (m)	5.27	7.57	7.55	7.24	6.77	6.73	6.82	6.76	
		Stride duration (s)	0.411	0.420	0.432	0.428	0.417	0.425	0.446	0.436	
		Stride efficiency (%)	43.37	89.65	88.97	81.80	71.72	70.86	72.79	71.45	
		Stride count	37.96	26.41	26.51	27.64	29.52	29.70	29.30	207.04	

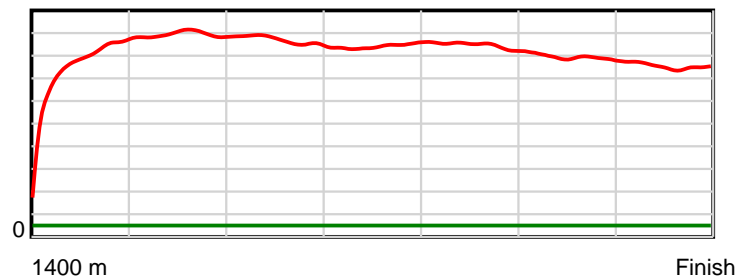
10 m Stride length



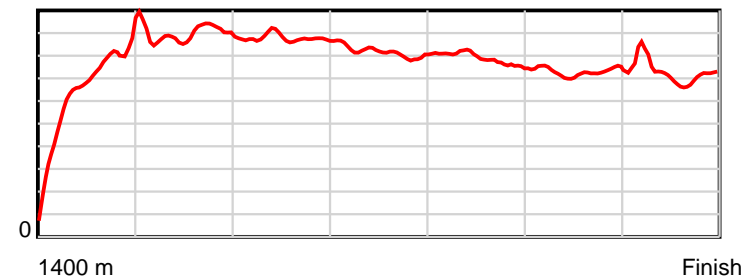
0.6 s Stride duration



20 m/sec Speed



100 % Stride efficiency



Note: Horizontal distance axis grid lines are 200m furlongs.

Disclaimer.

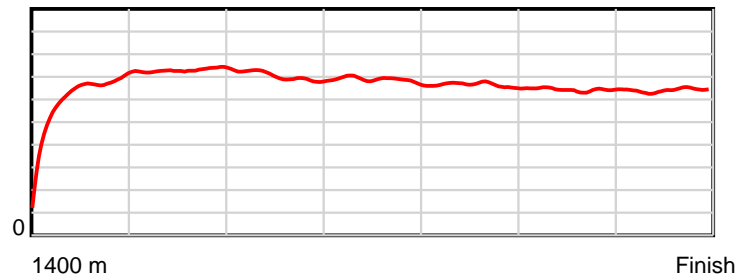
Tasracing Pty Ltd and Thoroughbred Ratings Pty Ltd accepts no responsibility for the completeness or accuracy of any of the information contained herein, and makes no representations about its suitability for any particular purpose. Users should make their own judgements about those matters and/or seek independent advice. You assume all risks associated with use of the data provided on this page.

Race Results

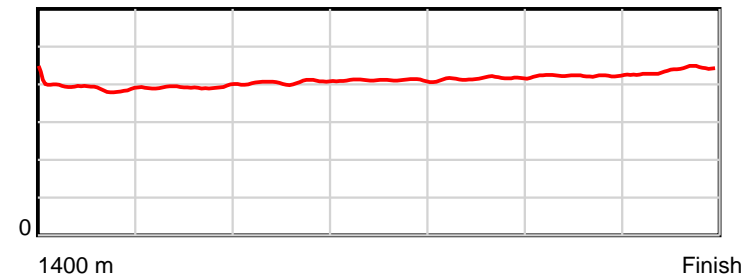
October 05, 2014, Race 6, CL1, Distance 1400m, Elwick Course Proper - Offset 3m

Result	TAB no.	Horse (Barrier)	1400 to	1200m to	1000m to	800m to	600m to	400m to	200m to	Total or	Margin
4th	12	Gotta Have Vib... (5)	1200m	1000m	800m	600m	400m	200m	WP	Average	
		Position in running (margin)	-	2(1.5)	2(1.2)	2(1.2)	1(0.0)	1(0.0)	2(2.4)		8.40
		Sectional time (s)	17.35	10.69	11.49	11.98	12.57	12.99	13.49		
		Cumulative time (s)	90.57	73.22	62.53	51.04	39.06	26.49	13.49	1:30.56	
		Speed (m/s)	11.53	18.71	17.41	16.69	15.91	15.40	14.83	15.46	
		Stride length (m)	5.31	7.34	7.06	6.85	6.61	6.51	6.48	6.53	
		Stride duration (s)	0.396	0.392	0.406	0.411	0.415	0.423	0.437	0.423	
		Stride efficiency (%)	43.98	84.24	78.00	73.42	68.26	66.26	65.69	66.72	
		Stride count	37.70	27.24	28.31	29.18	30.26	30.71	30.85	214.25	

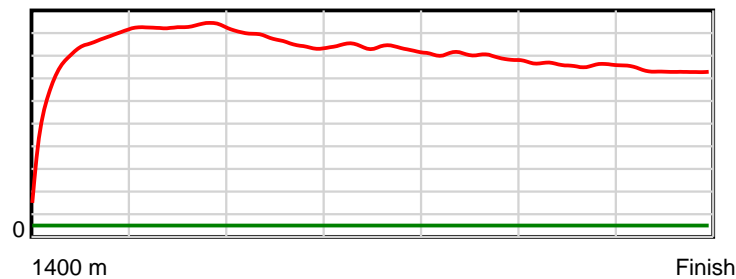
10 m Stride length



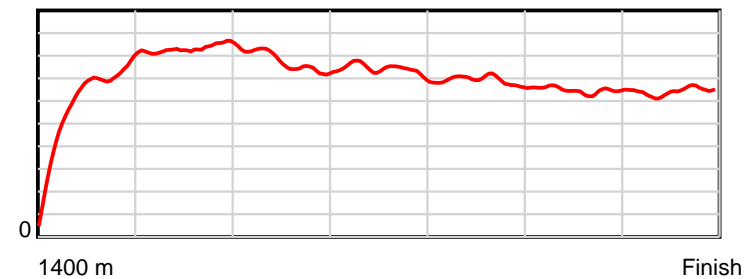
0.6 s Stride duration



20 m/sec Speed



100 % Stride efficiency



Note: Horizontal distance axis grid lines are 200m furlongs.

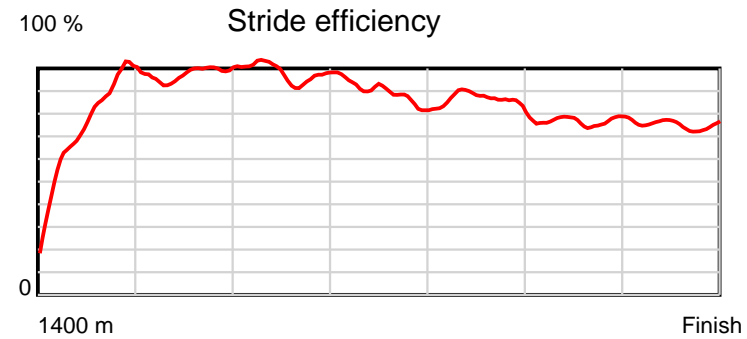
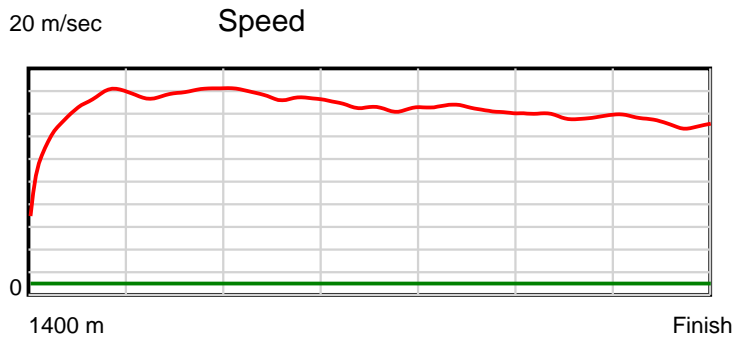
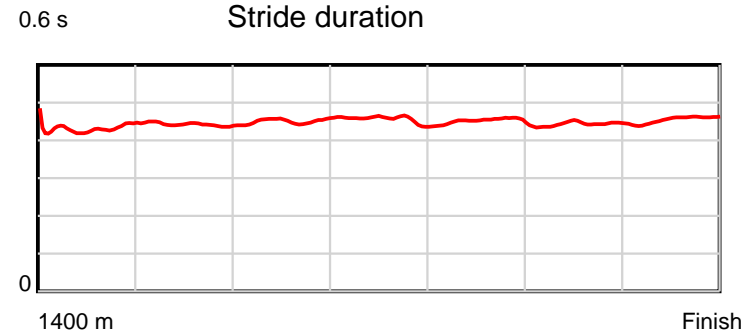
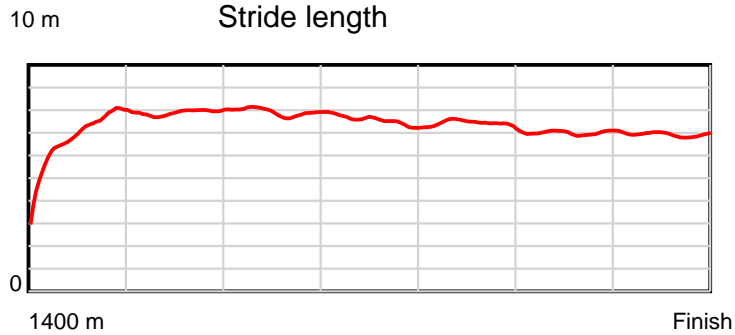
Disclaimer.

Tasracing Pty Ltd and Thoroughbred Ratings Pty Ltd accepts no responsibility for the completeness or accuracy of any of the information contained herein, and makes no representations about its suitability for any particular purpose. Users should make their own judgements about those matters and/or seek independent advice. You assume all risks associated with use of the data provided on this page.

Race Results

October 05, 2014, Race 6, CL1, Distance 1400m, Elwick Course Proper - Offset 3m

Result	TAB no.	Horse (Barrier)	1400 to	1200m to	1000m to	800m to	600m to	400m to	200m to	Total or	Margin
5th	8	Geegees Classi... (7)	1200m	1000m	800m	600m	400m	200m	WP	Average	
		Position in running (margin)	-	6(3.6)	6(5.2)	6(5.1)	8(5.5)	10(5.2)	8(6.0)		8.50
		Sectional time (s)	17.63	10.99	11.49	12.24	12.52	12.72	12.99		
		Cumulative time (s)	90.59	72.96	61.96	50.47	38.23	25.71	12.99	1:30.59	
		Speed (m/s)	11.34	18.20	17.41	16.34	15.97	15.72	15.40	15.45	
		Stride length (m)	5.90	8.03	7.86	7.40	7.18	6.97	7.04	7.14	
		Stride duration (s)	0.446	0.441	0.452	0.453	0.450	0.443	0.457	0.462	
		Stride efficiency (%)	54.45	100.79	96.55	85.65	80.57	75.96	77.44	79.58	
		Stride count	33.88	24.90	25.44	27.01	27.85	28.69	28.41	196.18	



Note: Horizontal distance axis grid lines are 200m furlongs.

Disclaimer.

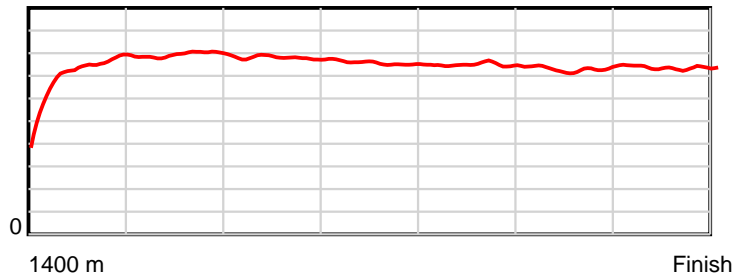
Tasracing Pty Ltd and Thoroughbred Ratings Pty Ltd accepts no responsibility for the completeness or accuracy of any of the information contained herein, and makes no representations about its suitability for any particular purpose. Users should make their own judgements about those matters and/or seek independent advice. You assume all risks associated with use of the data provided on this page.

Race Results

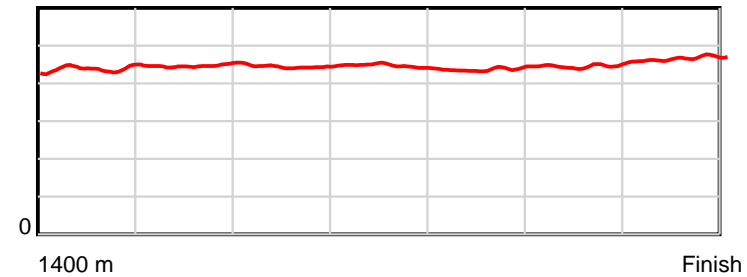
October 05, 2014, Race 6, CL1, Distance 1400m, Elwick Course Proper - Offset 3m

Result	TAB no.	Horse (Barrier)	1400 to	1200m to	1000m to	800m to	600m to	400m to	200m to	Total or	Margin
6th	3	Grey Hype (9)	1200m	1000m	800m	600m	400m	200m	WP	Average	
		Position in running (margin)	-	7(4.1)	9(8.4)	9(8.9)	10(7.9)	9(5.0)	7(5.3)		8.80
		Sectional time (s)	17.72	11.44	11.58	12.02	12.09	12.65	13.15		
		Cumulative time (s)	90.65	72.93	61.49	49.91	37.89	25.80	13.15	1:30.65	
		Speed (m/s)	11.29	17.48	17.27	16.64	16.54	15.81	15.21	15.44	
		Stride length (m)	5.60	7.82	7.67	7.43	7.23	7.06	7.10	7.05	
		Stride duration (s)	0.436	0.448	0.444	0.446	0.437	0.447	0.467	0.457	
		Stride efficiency (%)	48.96	95.61	91.89	86.16	81.67	77.96	78.69	77.76	
		Stride count	35.73	25.57	26.08	26.93	27.66	28.32	28.18	198.47	

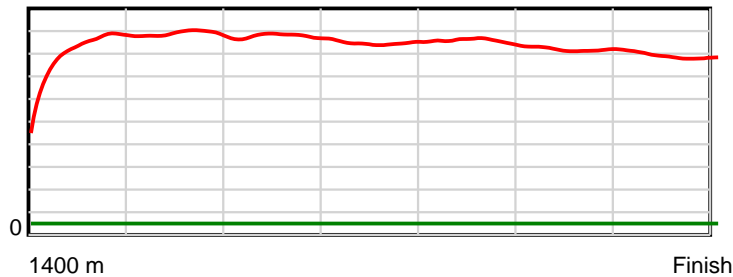
10 m Stride length



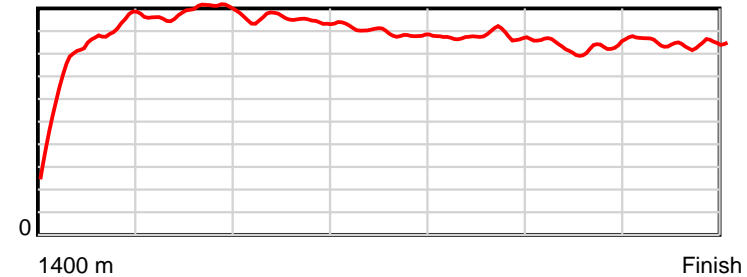
0.6 s Stride duration



20 m/sec Speed



100 % Stride efficiency



Note: Horizontal distance axis grid lines are 200m furlongs.

Disclaimer.

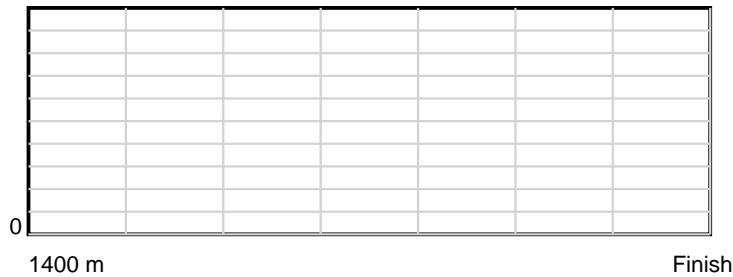
Tasracing Pty Ltd and Thoroughbred Ratings Pty Ltd accepts no responsibility for the completeness or accuracy of any of the information contained herein, and makes no representations about its suitability for any particular purpose. Users should make their own judgements about those matters and/or seek independent advice. You assume all risks associated with use of the data provided on this page.

Race Results


October 05, 2014, Race 6, CL1, Distance 1400m, Elwick Course Proper - Offset 3m

Result	TAB no.	Horse (Barrier)	1400 to	1200m to	1000m to	800m to	600m to	400m to	200m to	Total or	Margin
7th	7	Artie Luvstopa... (1)									
		Position in running (margin)									
		Sectional time (s)									
		Cumulative time (s)									
		Speed (m/s)									
		Stride length (m)									
		Stride duration (s)									
		Stride efficiency (%)									
		Stride count									

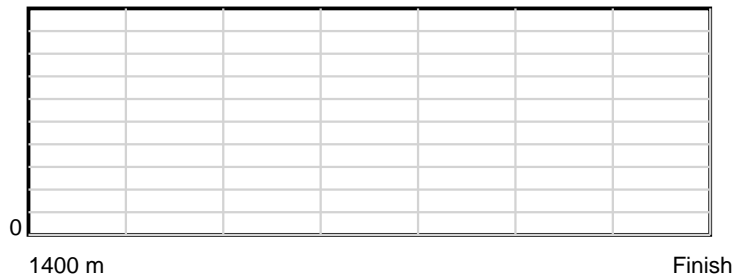
10 m Stride length



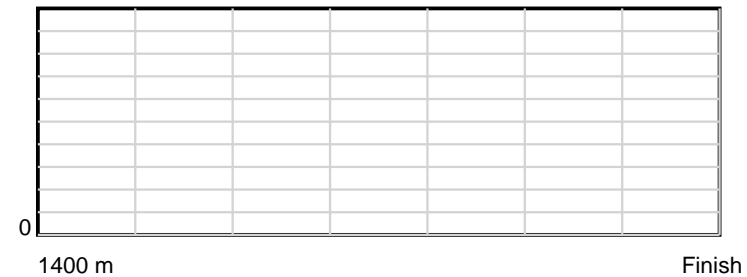
0.6 s Stride duration



20 m/sec Speed



100 % Stride efficiency



Note: Horizontal distance axis grid lines are 200m furlongs.

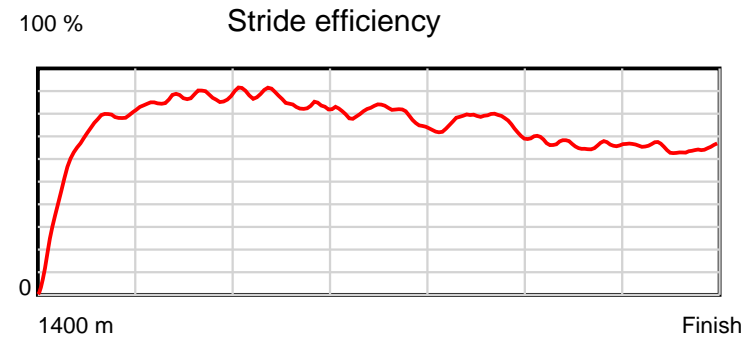
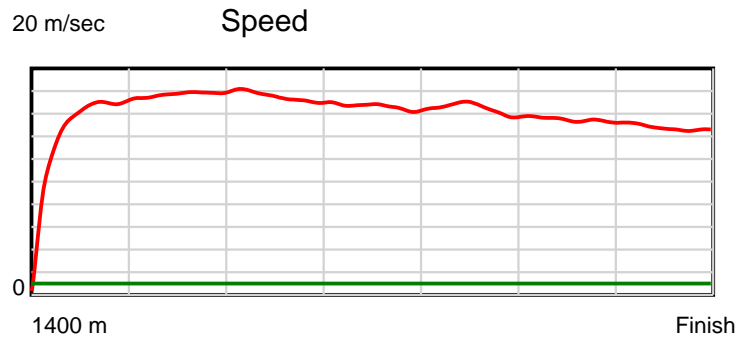
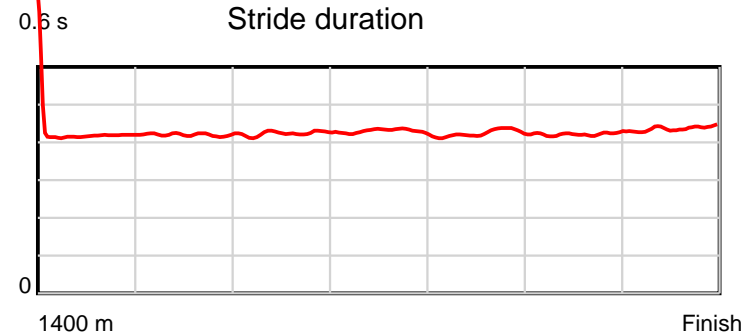
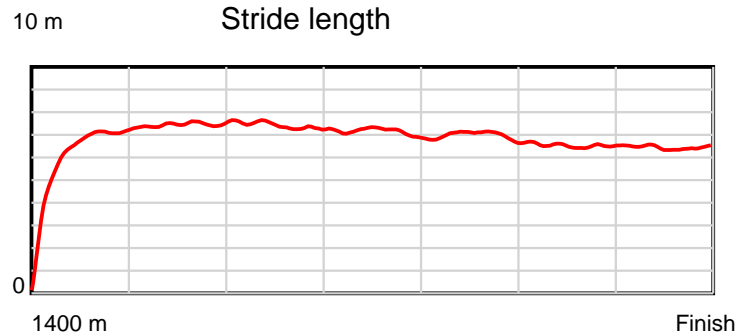
Disclaimer.

Tasracing Pty Ltd and Thoroughbred Ratings Pty Ltd accepts no responsibility for the completeness or accuracy of any of the information contained herein, and makes no representations about its suitability for any particular purpose. Users should make their own judgements about those matters and/or seek independent advice. You assume all risks associated with use of the data provided on this page.

Race Results

October 05, 2014, Race 6, CL1, Distance 1400m, Elwick Course Proper - Offset 3m

Result	TAB no.	Horse (Barrier)	1400 to	1200m to	1000m to	800m to	600m to	400m to	200m to	Total or	Margin
8th	11	Chilli Quest (2)	1200m	1000m	800m	600m	400m	200m	WP	Average	
		Position in running (margin)	-	8(4.4)	7(6.4)	7(5.9)	6(5.3)	7(4.0)	10(6.1)		12.00
		Sectional time (s)	17.93	11.07	11.41	12.08	12.37	12.95	13.49		
		Cumulative time (s)	91.29	73.36	62.29	50.88	38.81	26.44	13.49	1:31.29	
		Speed (m/s)	11.16	18.07	17.53	16.56	16.17	15.44	14.83	15.34	
		Stride length (m)	5.70	7.59	7.42	7.10	6.86	6.52	6.49	6.76	
		Stride duration (s)	0.441	0.420	0.423	0.429	0.424	0.422	0.438	0.441	
		Stride efficiency (%)	50.85	89.98	86.01	78.83	73.50	66.50	65.85	71.36	
		Stride count	35.06	26.36	26.96	28.16	29.16	30.66	30.81	207.17	



Note: Horizontal distance axis grid lines are 200m furlongs.

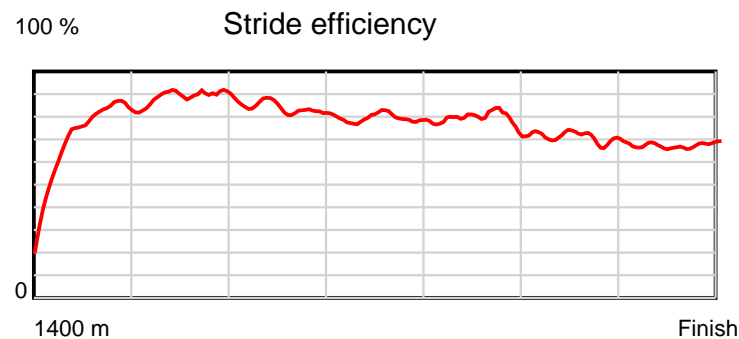
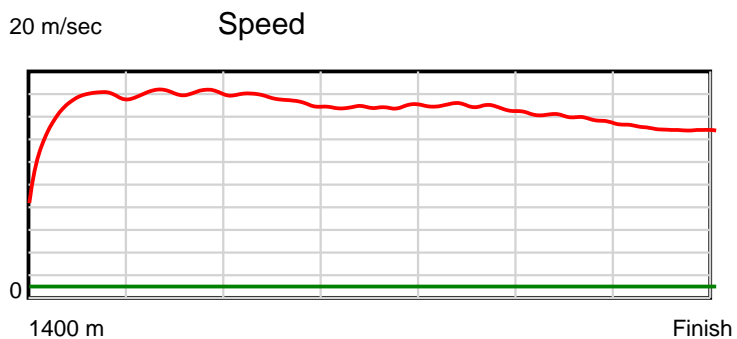
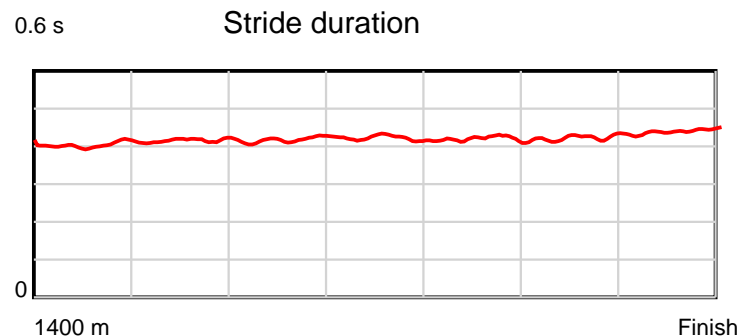
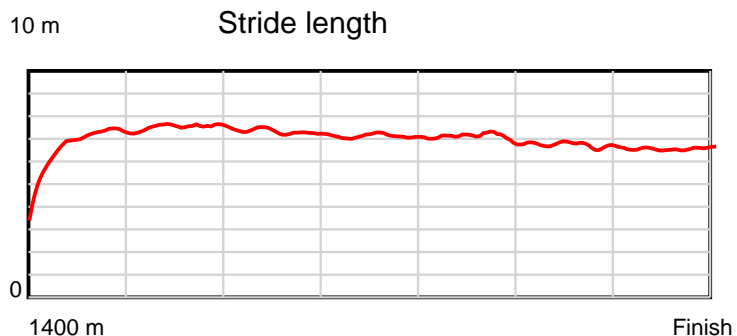
Disclaimer.

Tasracing Pty Ltd and Thoroughbred Ratings Pty Ltd accepts no responsibility for the completeness or accuracy of any of the information contained herein, and makes no representations about its suitability for any particular purpose. Users should make their own judgements about those matters and/or seek independent advice. You assume all risks associated with use of the data provided on this page.

Race Results

October 05, 2014, Race 6, CL1, Distance 1400m, Elwick Course Proper - Offset 3m

Result	TAB no.	Horse (Barrier)	1400 to	1200m to	1000m to	800m to	600m to	400m to	200m to	Total or	Margin
9th	6	Qui Samer (8)	1200m	1000m	800m	600m	400m	200m	WP	Average	
		Position in running (margin)	-	4(2.4)	4(4.5)	5(4.8)	5(4.3)	5(2.4)	6(4.7)		12.40
		Sectional time (s)	17.69	11.08	11.55	12.10	12.26	12.98	13.72		
		Cumulative time (s)	91.37	73.68	62.60	51.05	38.96	26.70	13.72	1:31.37	
		Speed (m/s)	11.31	18.05	17.32	16.53	16.31	15.41	14.58	15.32	
		Stride length (m)	5.55	7.48	7.23	6.96	6.83	6.52	6.43	6.66	
		Stride duration (s)	0.423	0.414	0.418	0.421	0.419	0.423	0.441	0.435	
		Stride efficiency (%)	48.22	87.40	81.78	75.73	72.86	66.42	64.52	69.31	
		Stride count	36.00	26.74	27.65	28.73	29.29	30.68	31.13	210.22	



Note: Horizontal distance axis grid lines are 200m furlongs.

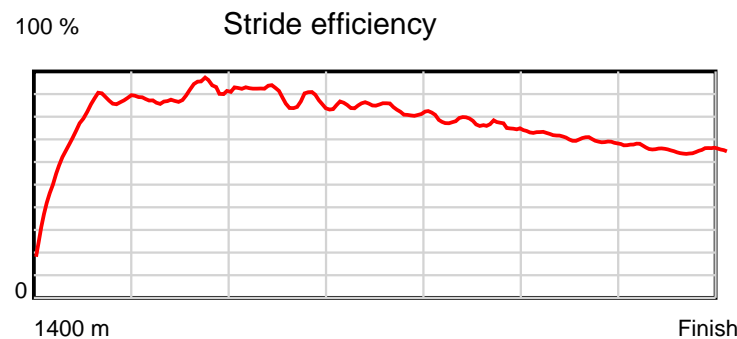
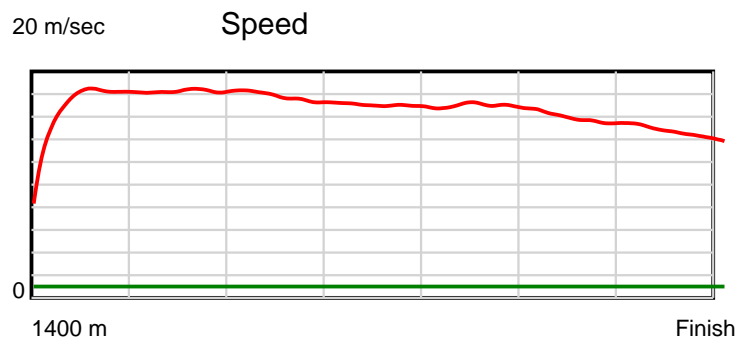
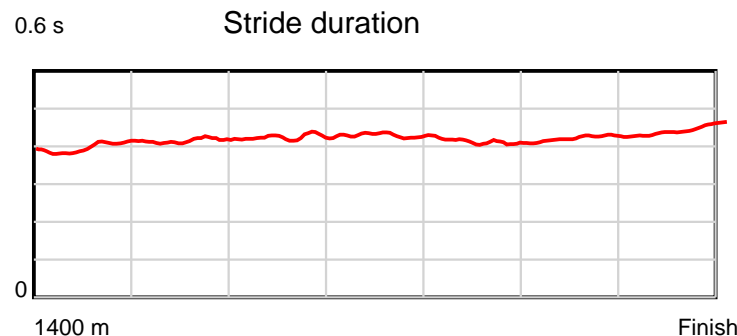
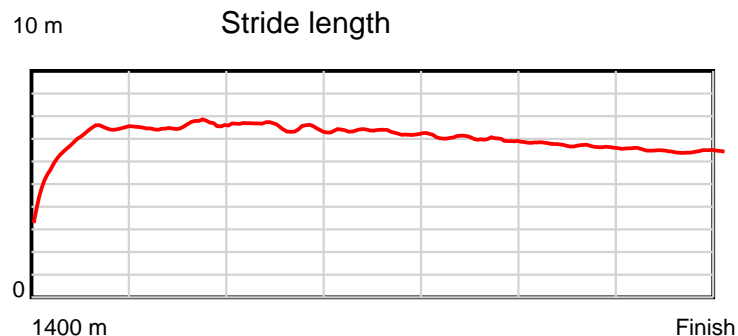
Disclaimer.

Tasracing Pty Ltd and Thoroughbred Ratings Pty Ltd accepts no responsibility for the completeness or accuracy of any of the information contained herein, and makes no representations about its suitability for any particular purpose. Users should make their own judgements about those matters and/or seek independent advice. You assume all risks associated with use of the data provided on this page.

Race Results

October 05, 2014, Race 6, CL1, Distance 1400m, Elwick Course Proper - Offset 3m

Result	TAB no.	Horse (Barrier)	1400 to	1200m to	1000m to	800m to	600m to	400m to	200m to	Total or	Margin
10th	1	Geegees Sopran... (4)	1200m	1000m	800m	600m	400m	200m	WP	Average	
		Position in running (margin)	-	3(2.1)	3(4.0)	3(3.7)	3(3.0)	2(0.1)	4(3.6)		14.90
		Sectional time (s)	17.81	11.05	11.44	12.07	12.09	13.18	14.24		
		Cumulative time (s)	91.87	74.06	63.01	51.57	39.50	27.41	14.24	1:31.87	
		Speed (m/s)	11.23	18.10	17.48	16.57	16.54	15.17	14.04	15.24	
		Stride length (m)	5.49	7.45	7.40	7.10	6.77	6.42	6.27	6.63	
		Stride duration (s)	0.403	0.412	0.423	0.428	0.409	0.423	0.446	0.435	
		Stride efficiency (%)	47.18	86.77	85.47	78.69	71.57	64.43	61.37	68.75	
		Stride count	36.40	26.84	27.04	28.18	29.55	31.15	31.91	211.07	



Note: Horizontal distance axis grid lines are 200m furlongs.

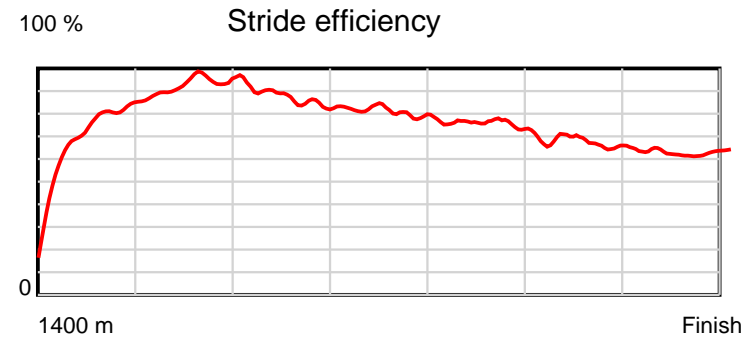
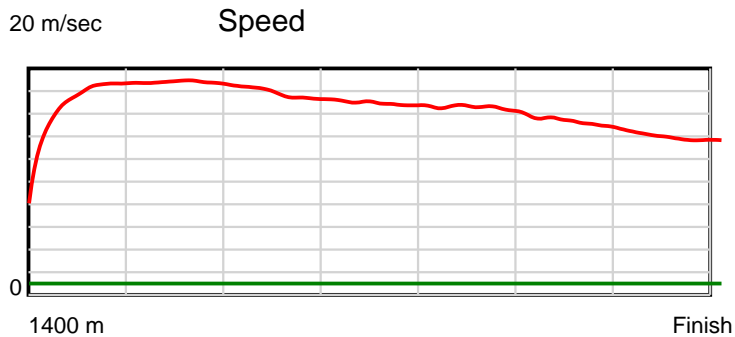
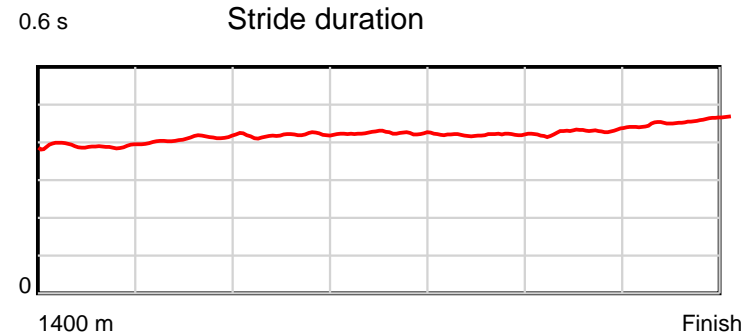
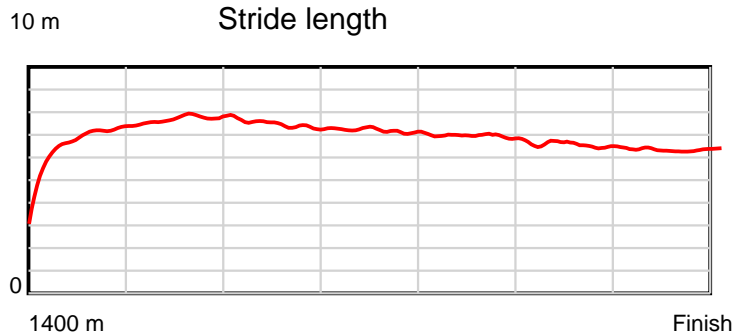
Disclaimer.

Tasracing Pty Ltd and Thoroughbred Ratings Pty Ltd accepts no responsibility for the completeness or accuracy of any of the information contained herein, and makes no representations about its suitability for any particular purpose. Users should make their own judgements about those matters and/or seek independent advice. You assume all risks associated with use of the data provided on this page.

Race Results

October 05, 2014, Race 6, CL1, Distance 1400m, Elwick Course Proper - Offset 3m

Result	TAB no.	Horse (Barrier)	1400 to	1200m to	1000m to	800m to	600m to	400m to	200m to	Total or	Margin
11th	4	Meconsul (10)	1200m	1000m	800m	600m	400m	200m	WP	Average	
		Position in running (margin)	-	1(0.0)	1(0.0)	1(0.0)	2(0.4)	3(0.6)	9(6.0)		20.90
		Sectional time (s)	17.75	10.73	11.50	12.24	12.61	13.49	14.79		
		Cumulative time (s)	93.11	75.36	64.64	53.13	40.89	28.28	14.79	1:33.11	
		Speed (m/s)	11.27	18.64	17.39	16.34	15.86	14.83	13.52	15.04	
		Stride length (m)	5.31	7.66	7.28	6.92	6.65	6.36	6.19	6.54	
		Stride duration (s)	0.391	0.411	0.418	0.424	0.420	0.429	0.458	0.435	
		Stride efficiency (%)	44.14	91.76	82.75	74.86	69.19	63.19	59.83	66.92	
		Stride count	37.63	26.10	27.48	28.90	30.06	31.45	32.32	213.94	



Note: Horizontal distance axis grid lines are 200m furlongs.

Disclaimer.

Tasracing Pty Ltd and Thoroughbred Ratings Pty Ltd accepts no responsibility for the completeness or accuracy of any of the information contained herein, and makes no representations about its suitability for any particular purpose. Users should make their own judgements about those matters and/or seek independent advice. You assume all risks associated with use of the data provided on this page.