



Race Results

Tasmanian Turf Club, Launceston, October 08, 2014

Compilation date: October 9, 2014, 3:18:37 PM (EST)

Copyright © 2014 Tasracing Pty Ltd. All rights reserved.

Trademarks.

StrideMASTER is a registered trademark of Thoroughbred Ratings Pty Ltd.

Disclaimer.

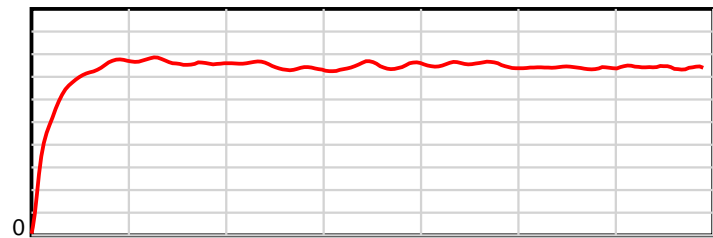
Tasracing Pty Ltd and Thoroughbred Ratings Pty Ltd accepts no responsibility for the completeness or accuracy of any of the information contained herein, and makes no representations about its suitability for any particular purpose. Users should make their own judgements about those matters and/or seek independent advice. You assume all risks associated with use of the data provided on this page.

Race Results

October 08, 2014, Race 2, BM62, Distance 1400m, Mowbray - Offset 0m

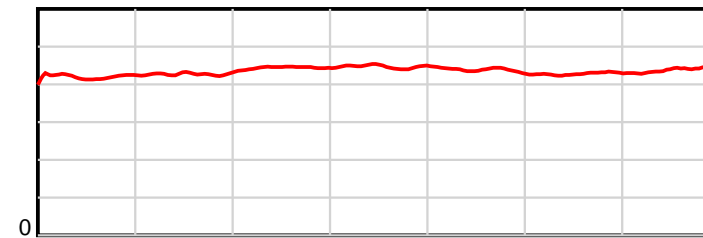
Result	TAB no.	Horse (Barrier)	1400 to	1200m to	1000m to	800m to	600m to	400m to	200m to	Total or	Margin
1st	1	Deux Foix (11)	1200m	1000m	800m	600m	400m	200m	WP	Average	
		Position in running (margin)	-	1(0.0)	1(0.0)	1(0.0)	2(1.1)	2(2.1)	1(0.0)		0.00
		Sectional time (s)	14.62	11.06	11.87	12.04	11.49	11.44	11.83		
		Cumulative time (s)	84.34	69.72	58.66	46.79	34.75	23.26	11.83	1:24.34	
		Speed (m/s)	13.68	18.08	16.85	16.61	17.41	17.48	16.91	16.60	
		Stride length (m)	5.84	7.72	7.49	7.41	7.64	7.48	7.41	7.23	
		Stride duration (s)	0.417	0.427	0.444	0.446	0.439	0.428	0.438	0.435	
		Stride efficiency (%)	53.37	93.03	87.63	85.83	91.14	87.32	85.85	81.57	
		Stride count	34.22	25.92	26.71	26.99	26.19	26.76	26.98	193.77	

10 m Stride length



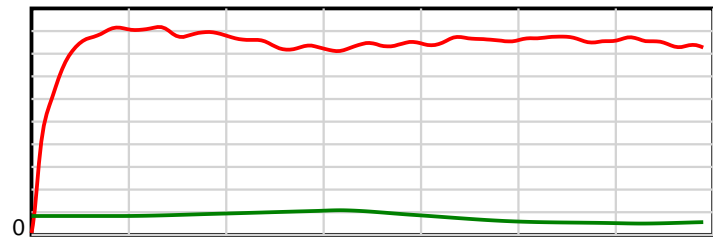
1400 m Finish

0.6 s Stride duration



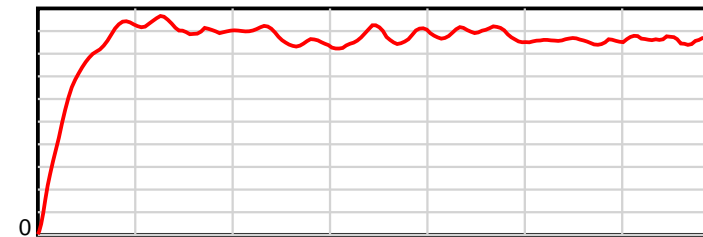
1400 m Finish

20 m/sec Speed



1400 m Finish

100 % Stride efficiency



1400 m Finish

Note: Horizontal distance axis grid lines are 200m furlongs.

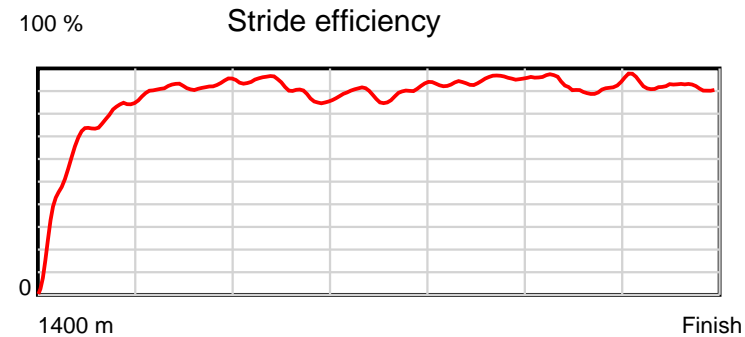
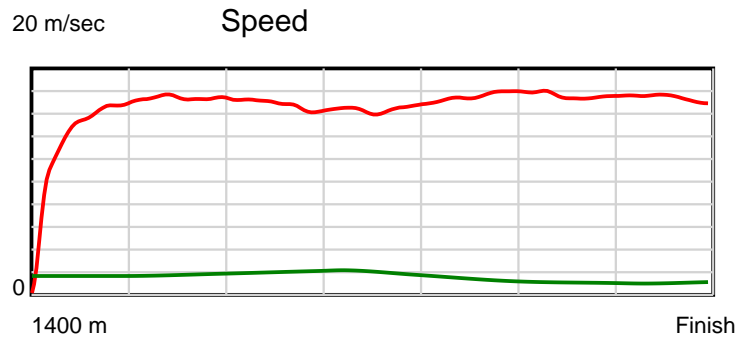
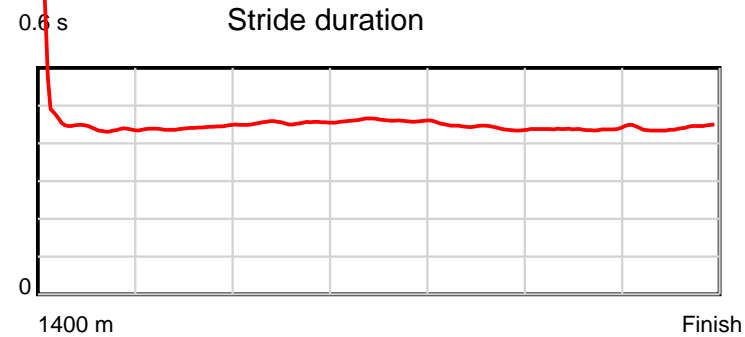
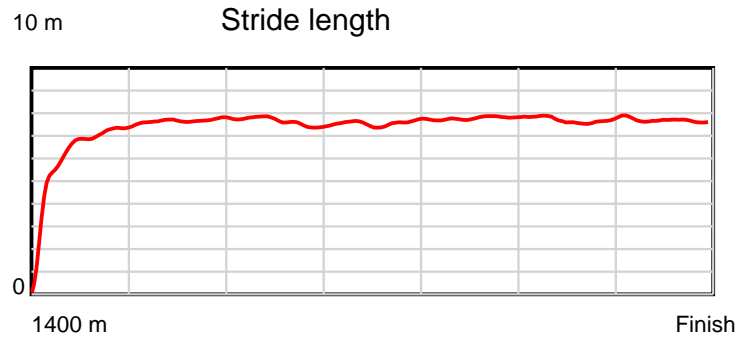
Disclaimer.

Tasracing Pty Ltd and Thoroughbred Ratings Pty Ltd accepts no responsibility for the completeness or accuracy of any of the information contained herein, and makes no representations about its suitability for any particular purpose. Users should make their own judgements about those matters and/or seek independent advice. You assume all risks associated with use of the data provided on this page.

Race Results

October 08, 2014, Race 2, BM62, Distance 1400m, Mowbray - Offset 0m

Result	TAB no.	Horse (Barrier)	1400 to	1200m to	1000m to	800m to	600m to	400m to	200m to	Total or	Margin
2nd	7	Mister Baldock (9)	1200m	1000m	800m	600m	400m	200m	WP	Average	
		Position in running (margin)	-	13(3.6)	14(5.6)	12(5.6)	13(7.6)	11(5.6)	8(4.1)		0.30
		Sectional time (s)	15.06	11.40	11.87	12.19	11.00	11.52	11.35		
		Cumulative time (s)	84.39	69.33	57.93	46.07	33.87	22.87	11.35	1:24.39	
		Speed (m/s)	13.28	17.54	16.85	16.41	18.18	17.36	17.62	16.59	
		Stride length (m)	6.29	7.75	7.65	7.56	8.04	7.59	7.78	7.48	
		Stride duration (s)	0.472	0.442	0.454	0.461	0.442	0.437	0.441	0.451	
		Stride efficiency (%)	61.73	93.95	91.53	89.35	101.06	90.04	94.54	87.47	
		Stride count	31.82	25.79	26.13	26.45	24.87	26.35	25.71	187.12	



Note: Horizontal distance axis grid lines are 200m furlongs.

Disclaimer.

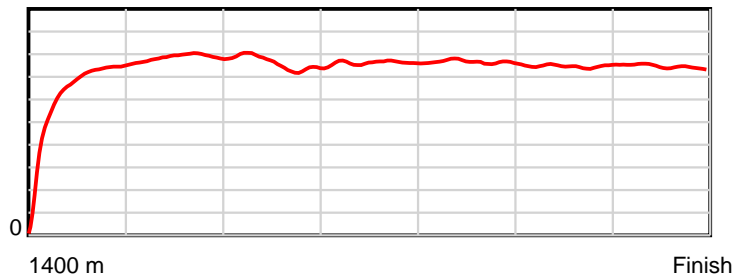
Tasracing Pty Ltd and Thoroughbred Ratings Pty Ltd accepts no responsibility for the completeness or accuracy of any of the information contained herein, and makes no representations about its suitability for any particular purpose. Users should make their own judgements about those matters and/or seek independent advice. You assume all risks associated with use of the data provided on this page.

Race Results

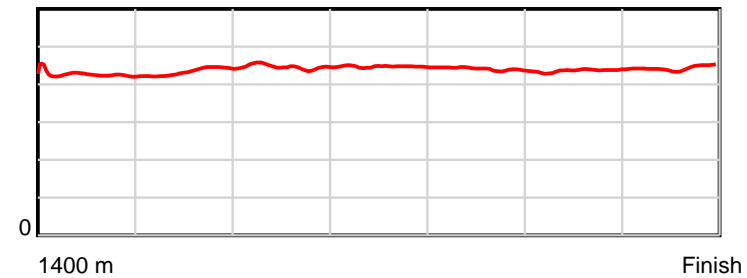
October 08, 2014, Race 2, BM62, Distance 1400m, Mowbray - Offset 0m

Result	TAB no.	Horse (Barrier)	1400 to	1200m to	1000m to	800m to	600m to	400m to	200m to	Total or	Margin
3rd	13	Before All (8)	1200m	1000m	800m	600m	400m	200m	WP	Average	
		Position in running (margin)	-	5(1.2)	3(0.3)	3(1.2)	5(3.6)	4(3.2)	4(3.2)		1.80
		Sectional time (s)	14.54	10.93	12.00	12.26	11.27	11.78	11.88		
		Cumulative time (s)	84.67	70.13	59.20	47.20	34.94	23.67	11.88	1:24.67	
		Speed (m/s)	13.76	18.30	16.67	16.31	17.75	16.98	16.84	16.54	
		Stride length (m)	5.89	7.94	7.43	7.29	7.81	7.41	7.47	7.26	
		Stride duration (s)	0.422	0.434	0.446	0.447	0.440	0.436	0.444	0.439	
		Stride efficiency (%)	54.29	98.49	86.28	83.02	95.42	85.69	87.21	82.35	
		Stride count	33.93	25.19	26.92	27.44	25.59	27.01	26.77	192.85	

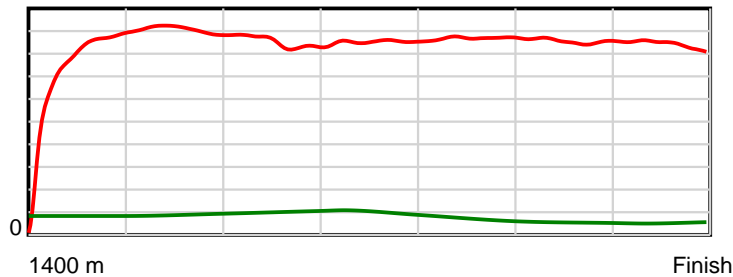
10 m Stride length



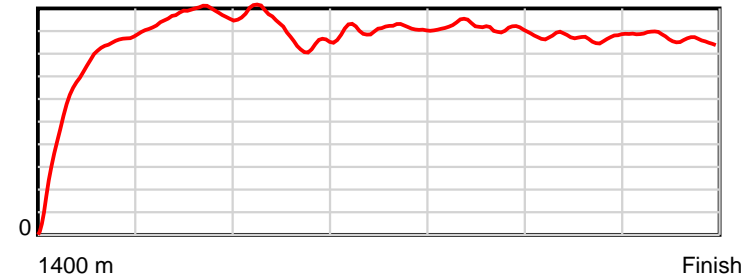
0.6 s Stride duration



20 m/sec Speed



100 % Stride efficiency



Note: Horizontal distance axis grid lines are 200m furlongs.

Disclaimer.

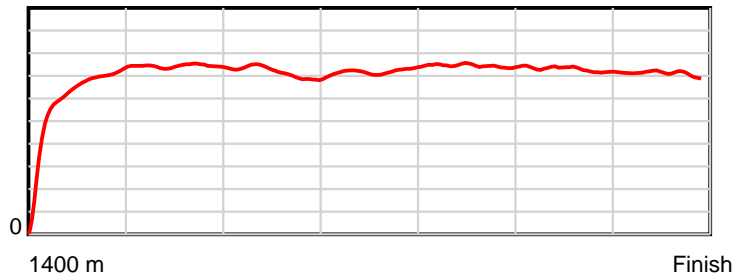
Tasracing Pty Ltd and Thoroughbred Ratings Pty Ltd accepts no responsibility for the completeness or accuracy of any of the information contained herein, and makes no representations about its suitability for any particular purpose. Users should make their own judgements about those matters and/or seek independent advice. You assume all risks associated with use of the data provided on this page.

Race Results

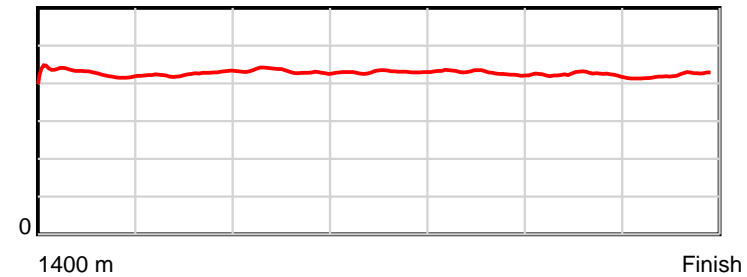
October 08, 2014, Race 2, BM62, Distance 1400m, Mowbray - Offset 0m

Result	TAB no.	Horse (Barrier)	1400 to	1200m to	1000m to	800m to	600m to	400m to	200m to	Total or	Margin
4th	3	Mundine (5)	1200m	1000m	800m	600m	400m	200m	WP	Average	
		Position in running (margin)	-	3(1.1)	7(3.0)	10(4.3)	9(4.7)	9(4.4)	6(3.4)		2.20
		Sectional time (s)	14.59	11.39	12.09	11.91	11.29	11.62	11.85		
		Cumulative time (s)	84.74	70.15	58.76	46.67	34.76	23.47	11.85	1:24.73	
		Speed (m/s)	13.71	17.56	16.54	16.79	17.71	17.21	16.88	16.52	
		Stride length (m)	5.92	7.47	7.15	7.22	7.59	7.30	7.10	7.06	
		Stride duration (s)	0.430	0.425	0.432	0.430	0.428	0.424	0.421	0.428	
		Stride efficiency (%)	54.79	87.18	79.82	81.41	89.94	83.28	78.86	78.00	
		Stride count	33.78	26.78	27.98	27.71	26.36	27.40	28.15	198.16	

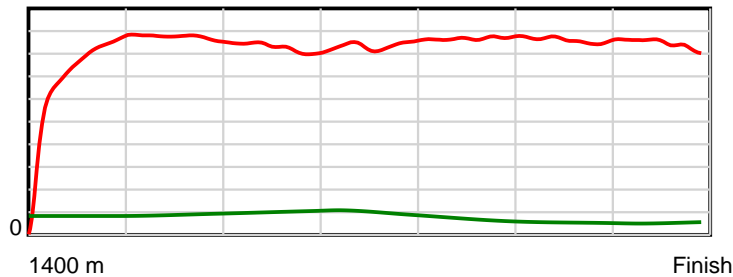
10 m Stride length



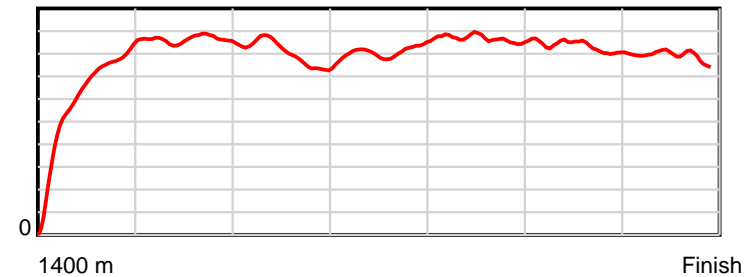
0.6 s Stride duration



20 m/sec Speed



100 % Stride efficiency



Note: Horizontal distance axis grid lines are 200m furlongs.

Disclaimer.

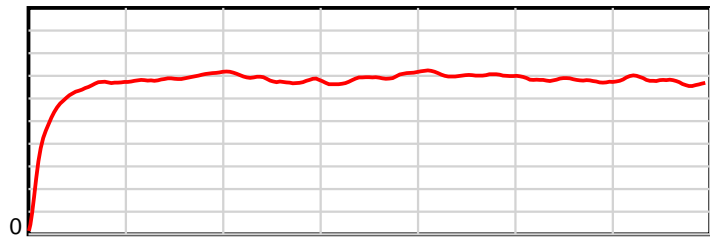
Tasracing Pty Ltd and Thoroughbred Ratings Pty Ltd accepts no responsibility for the completeness or accuracy of any of the information contained herein, and makes no representations about its suitability for any particular purpose. Users should make their own judgements about those matters and/or seek independent advice. You assume all risks associated with use of the data provided on this page.

Race Results

October 08, 2014, Race 2, BM62, Distance 1400m, Mowbray - Offset 0m

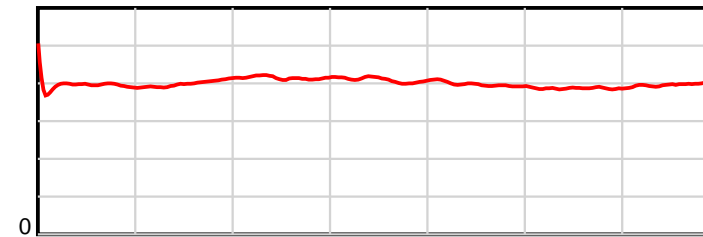
Result	TAB no.	Horse (Barrier)	1400 to	1200m to	1000m to	800m to	600m to	400m to	200m to	Total or	Margin
5th	6	Gee Gee Miss B... (12)	1200m	1000m	800m	600m	400m	200m	WP	Average	
		Position in running (margin)	-	11(3.2)	13(5.6)	14(7.8)	14(7.7)	14(6.3)	12(4.7)		2.50
		Sectional time (s)	14.89	11.46	12.24	11.85	11.10	11.52	11.74		
		Cumulative time (s)	84.79	69.90	58.44	46.21	34.36	23.26	11.74	1:24.79	
		Speed (m/s)	13.43	17.45	16.34	16.88	18.02	17.36	17.04	16.51	
		Stride length (m)	5.43	6.99	6.77	6.91	7.15	6.71	6.77	6.63	
		Stride duration (s)	0.402	0.400	0.414	0.409	0.397	0.387	0.398	0.401	
		Stride efficiency (%)	46.06	76.30	71.57	74.55	79.99	70.42	71.61	68.64	
		Stride count	36.84	28.62	29.55	28.95	27.95	29.79	29.54	211.24	

10 m Stride length



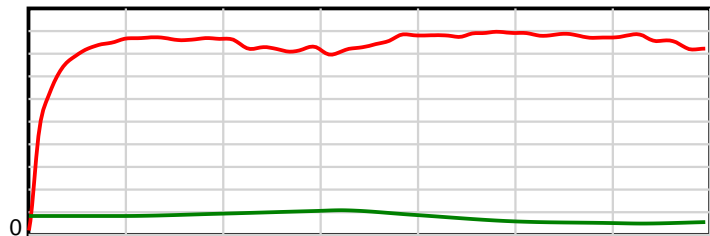
1400 m Finish

0.6 s Stride duration



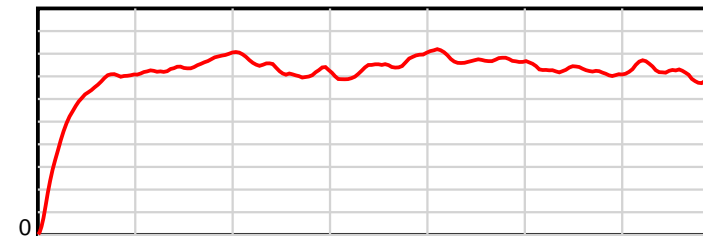
1400 m Finish

20 m/sec Speed



1400 m Finish

100 % Stride efficiency



1400 m Finish

Note: Horizontal distance axis grid lines are 200m furlongs.

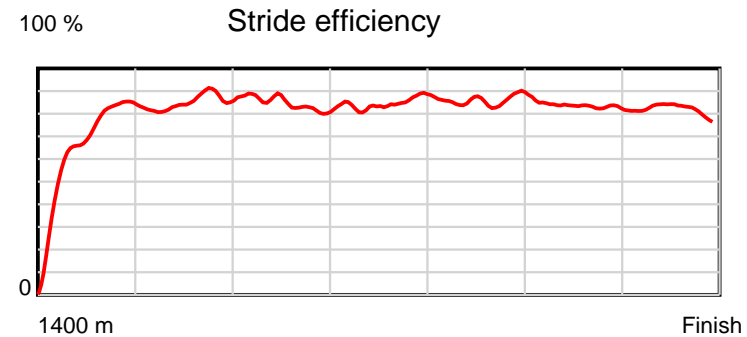
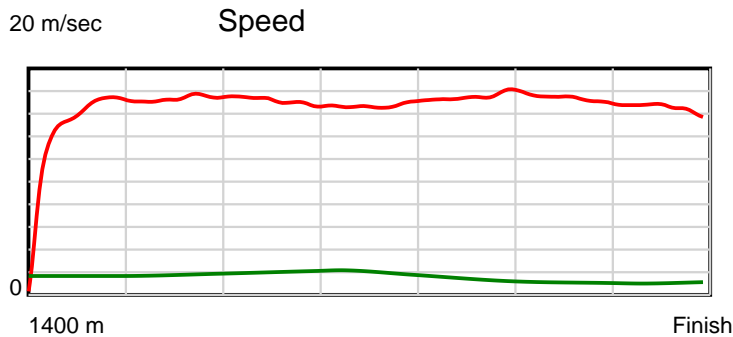
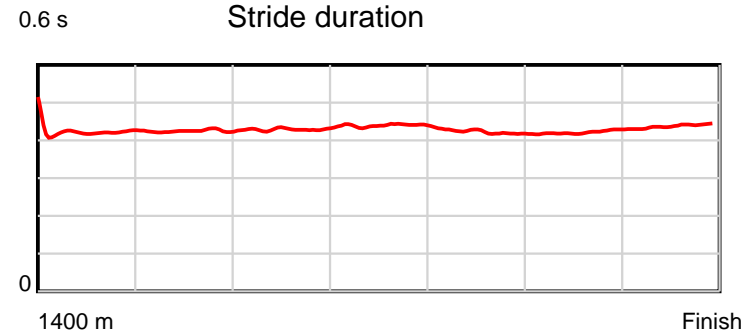
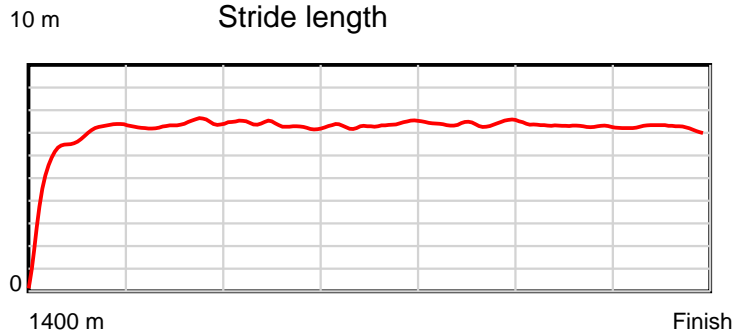
Disclaimer.

Tasracing Pty Ltd and Thoroughbred Ratings Pty Ltd accepts no responsibility for the completeness or accuracy of any of the information contained herein, and makes no representations about its suitability for any particular purpose. Users should make their own judgements about those matters and/or seek independent advice. You assume all risks associated with use of the data provided on this page.

Race Results

October 08, 2014, Race 2, BM62, Distance 1400m, Mowbray - Offset 0m

Result	TAB no.	Horse (Barrier)	1400 to	1200m to	1000m to	800m to	600m to	400m to	200m to	Total or	Margin
6th	5	Seven Mile Kin... (14)	1200m	1000m	800m	600m	400m	200m	WP	Average	
		Position in running (margin)	-	6(1.2)	11(3.8)	8(3.4)	8(4.6)	8(3.8)	5(3.2)		2.70
		Sectional time (s)	14.51	11.50	11.80	12.05	11.20	11.69	12.07		
		Cumulative time (s)	84.83	70.32	58.82	47.01	34.97	23.76	12.07	1:24.83	
		Speed (m/s)	13.78	17.39	16.95	16.60	17.86	17.11	16.57	16.50	
		Stride length (m)	6.05	7.39	7.26	7.29	7.54	7.21	7.26	7.11	
		Stride duration (s)	0.431	0.425	0.429	0.439	0.422	0.421	0.439	0.431	
		Stride efficiency (%)	57.14	85.27	82.38	83.03	88.86	81.16	82.44	78.97	
		Stride count	33.07	27.07	27.55	27.44	26.52	27.75	27.54	196.94	



Note: Horizontal distance axis grid lines are 200m furlongs.

Disclaimer.

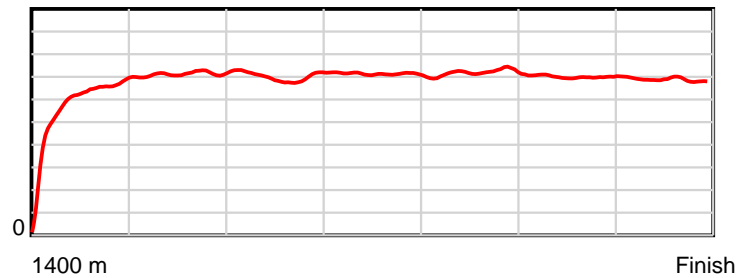
Tasracing Pty Ltd and Thoroughbred Ratings Pty Ltd accepts no responsibility for the completeness or accuracy of any of the information contained herein, and makes no representations about its suitability for any particular purpose. Users should make their own judgements about those matters and/or seek independent advice. You assume all risks associated with use of the data provided on this page.

Race Results

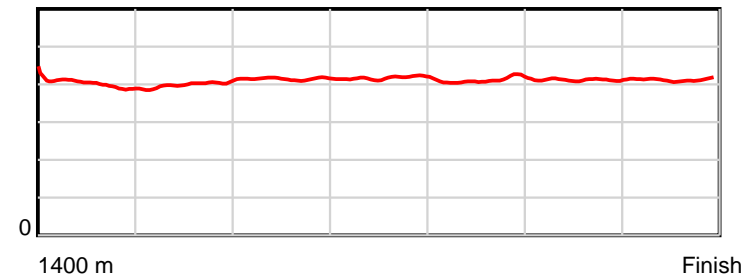
October 08, 2014, Race 2, BM62, Distance 1400m, Mowbray - Offset 0m

Result	TAB no.	Horse (Barrier)	1400 to	1200m to	1000m to	800m to	600m to	400m to	200m to	Total or	Margin
7th	9	Reach the Moon (3)	1200m	1000m	800m	600m	400m	200m	WP	Average	
		Position in running (margin)	-	12(3.5)	9(3.6)	7(3.2)	11(5.4)	10(4.7)	11(4.7)		2.80
		Sectional time (s)	14.91	11.08	11.81	12.22	11.21	11.78	11.85		
		Cumulative time (s)	84.85	69.94	58.86	47.06	34.84	23.63	11.85	1:24.84	
		Speed (m/s)	13.41	18.05	16.93	16.37	17.84	16.98	16.88	16.50	
		Stride length (m)	5.34	7.20	7.01	6.83	7.33	6.98	6.96	6.74	
		Stride duration (s)	0.400	0.399	0.414	0.417	0.411	0.411	0.413	0.409	
		Stride efficiency (%)	44.53	80.93	76.85	72.96	84.05	76.23	75.76	71.01	
		Stride count	37.47	27.79	28.52	29.27	27.27	28.64	28.72	207.68	

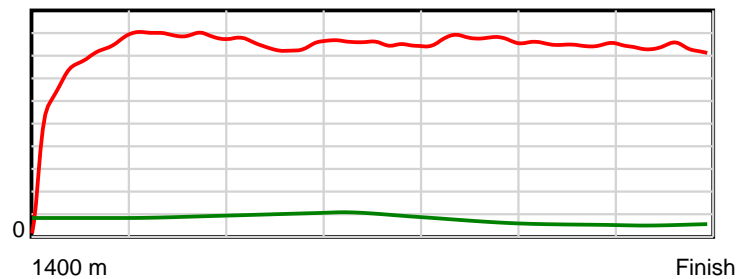
10 m Stride length



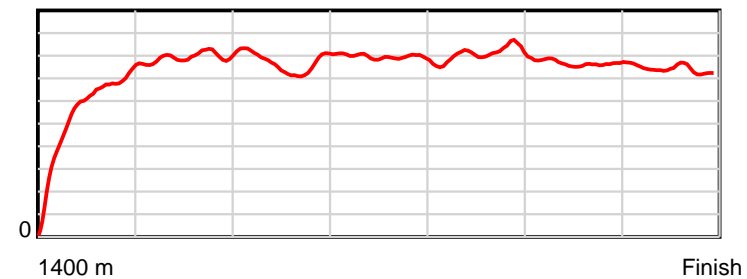
0.6 s Stride duration



20 m/sec Speed



100 % Stride efficiency



Note: Horizontal distance axis grid lines are 200m furlongs.

Disclaimer.

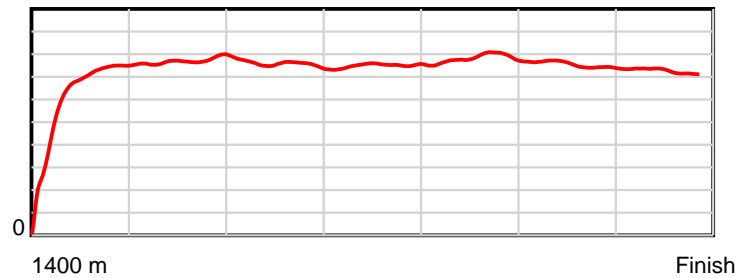
Tasracing Pty Ltd and Thoroughbred Ratings Pty Ltd accepts no responsibility for the completeness or accuracy of any of the information contained herein, and makes no representations about its suitability for any particular purpose. Users should make their own judgements about those matters and/or seek independent advice. You assume all risks associated with use of the data provided on this page.

Race Results

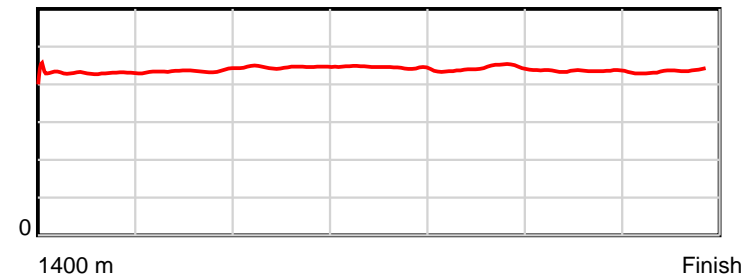
October 08, 2014, Race 2, BM62, Distance 1400m, Mowbray - Offset 0m

Result	TAB no.	Horse (Barrier)	1400 to	1200m to	1000m to	800m to	600m to	400m to	200m to	Total or	Margin
8th	4	Gee Gee's Boss (10)	1200m	1000m	800m	600m	400m	200m	WP	Average	
		Position in running (margin)	-	14(4.6)	12(5.5)	13(6.0)	12(6.6)	12(5.6)	13(5.6)		3.30
		Sectional time (s)	15.07	11.21	11.95	11.96	11.16	11.78	11.81		
		Cumulative time (s)	84.94	69.87	58.66	46.71	34.75	23.59	11.81	1:24.94	
		Speed (m/s)	13.27	17.84	16.74	16.72	17.92	16.98	16.93	16.48	
		Stride length (m)	5.66	7.75	7.46	7.46	7.91	7.41	7.37	7.21	
		Stride duration (s)	0.426	0.434	0.445	0.446	0.441	0.437	0.435	0.437	
		Stride efficiency (%)	50.11	93.88	86.90	86.93	97.73	85.77	84.99	81.25	
		Stride count	35.32	25.80	26.82	26.81	25.29	27.00	27.12	194.16	

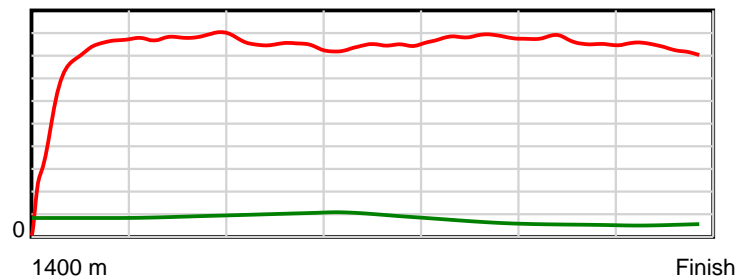
10 m Stride length



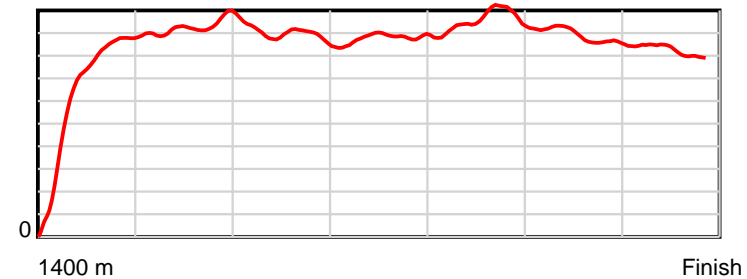
0.6 s Stride duration



20 m/sec Speed



100 % Stride efficiency



Note: Horizontal distance axis grid lines are 200m furlongs.

Disclaimer.

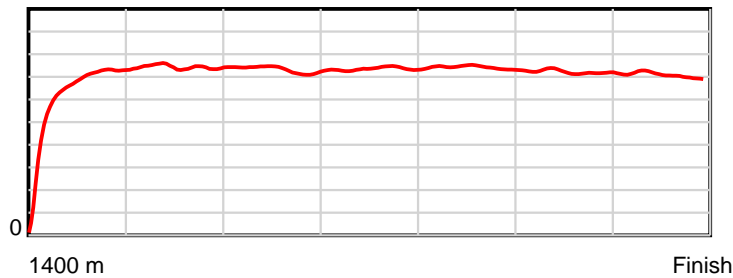
Tasracing Pty Ltd and Thoroughbred Ratings Pty Ltd accepts no responsibility for the completeness or accuracy of any of the information contained herein, and makes no representations about its suitability for any particular purpose. Users should make their own judgements about those matters and/or seek independent advice. You assume all risks associated with use of the data provided on this page.

Race Results

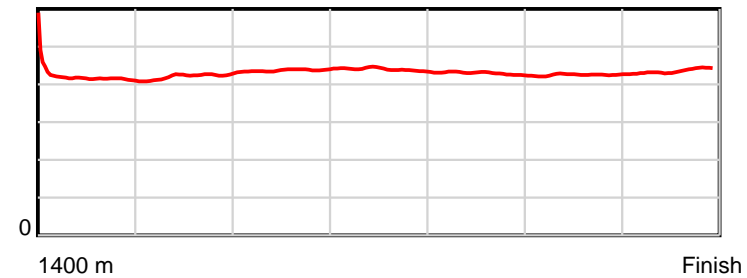
October 08, 2014, Race 2, BM62, Distance 1400m, Mowbray - Offset 0m

Result	TAB no.	Horse (Barrier)	1400 to	1200m to	1000m to	800m to	600m to	400m to	200m to	Total or	Margin
9th	2	Fanesto (6)	1200m	1000m	800m	600m	400m	200m	WP	Average	
		Position in running (margin)	-	2(0.5)	5(1.5)	5(2.0)	3(3.0)	5(3.3)	3(2.2)		3.40
		Sectional time (s)	14.33	11.22	11.95	12.02	11.38	11.60	12.46		
		Cumulative time (s)	84.96	70.63	59.41	47.46	35.44	24.06	12.46	1:24.95	
		Speed (m/s)	13.96	17.83	16.74	16.64	17.57	17.24	16.05	16.48	
		Stride length (m)	5.79	7.51	7.31	7.32	7.54	7.34	6.99	7.06	
		Stride duration (s)	0.416	0.421	0.437	0.440	0.429	0.426	0.435	0.428	
		Stride efficiency (%)	52.34	88.05	83.55	83.63	88.95	84.10	76.33	77.90	
		Stride count	34.56	26.64	27.35	27.34	26.51	27.26	28.62	198.28	

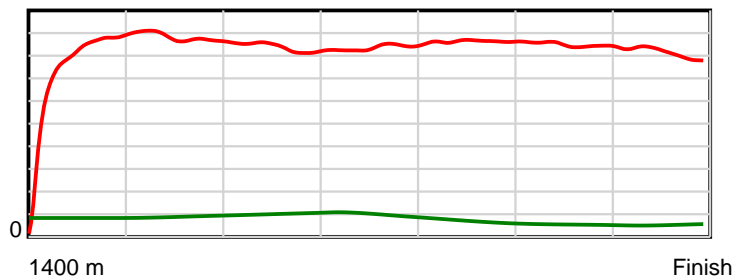
10 m Stride length



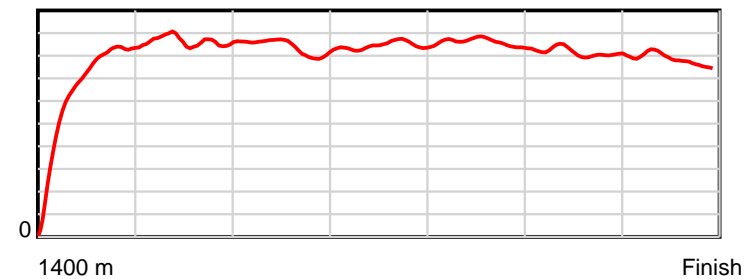
0.6 s Stride duration



20 m/sec Speed



100 % Stride efficiency



Note: Horizontal distance axis grid lines are 200m furlongs.

Disclaimer.

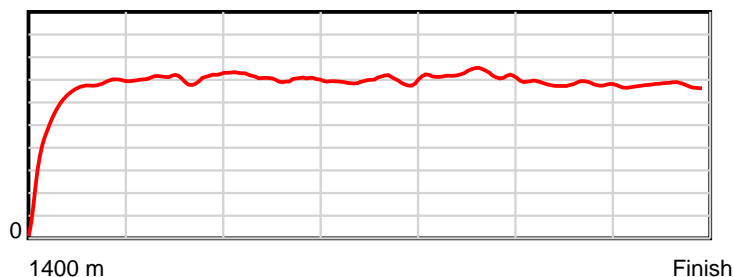
Tasracing Pty Ltd and Thoroughbred Ratings Pty Ltd accepts no responsibility for the completeness or accuracy of any of the information contained herein, and makes no representations about its suitability for any particular purpose. Users should make their own judgements about those matters and/or seek independent advice. You assume all risks associated with use of the data provided on this page.

Race Results

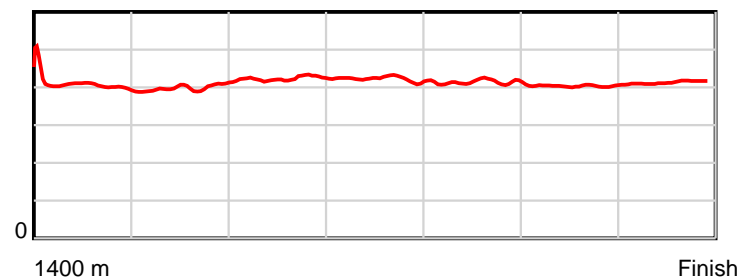
October 08, 2014, Race 2, BM62, Distance 1400m, Mowbray - Offset 0m

Result	TAB no.	Horse (Barrier)	1400 to	1200m to	1000m to	800m to	600m to	400m to	200m to	Total or	Margin
10th	11	Magestic Impul... (2)	1200m	1000m	800m	600m	400m	200m	WP	Average	
		Position in running (margin)	-	4(1.1)	4(1.3)	4(1.6)	6(4.0)	6(3.4)	10(4.5)		3.70
		Sectional time (s)	14.47	11.10	11.91	12.26	11.23	11.97	12.07		
		Cumulative time (s)	85.01	70.54	59.44	47.53	35.27	24.04	12.07	1:25.01	
		Speed (m/s)	13.82	18.02	16.79	16.31	17.81	16.71	16.57	16.47	
		Stride length (m)	5.73	7.18	7.09	6.88	7.36	6.74	6.85	6.79	
		Stride duration (s)	0.416	0.398	0.422	0.422	0.413	0.403	0.413	0.413	
		Stride efficiency (%)	51.33	80.54	78.55	74.00	84.66	71.01	73.34	72.13	
		Stride count	34.90	27.86	28.21	29.06	27.17	29.67	29.19	206.06	

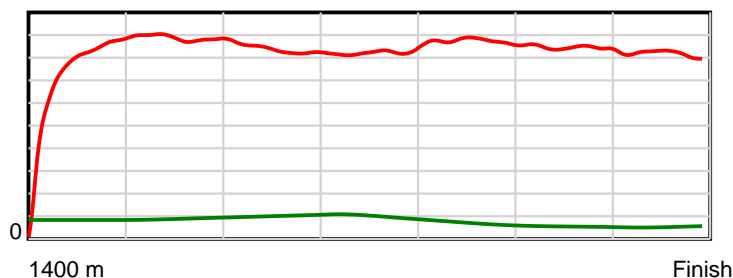
10 m Stride length



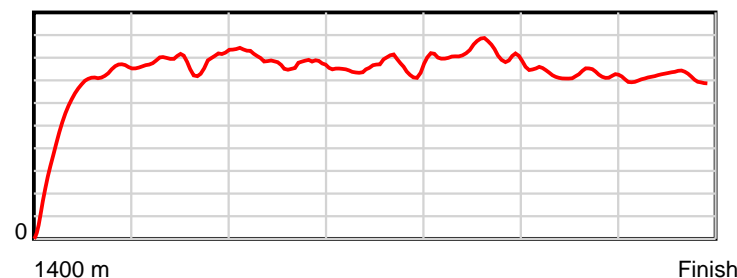
0.6 s Stride duration



20 m/sec Speed



100 % Stride efficiency



Note: Horizontal distance axis grid lines are 200m furlongs.

Disclaimer.

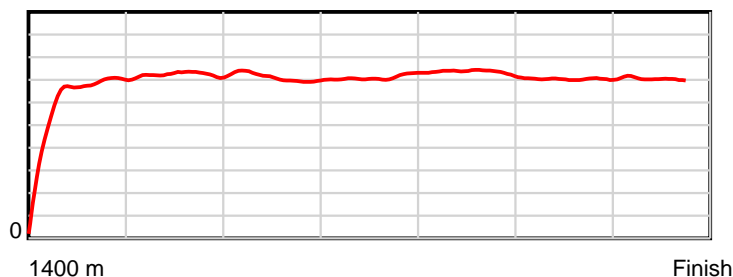
Tasracing Pty Ltd and Thoroughbred Ratings Pty Ltd accepts no responsibility for the completeness or accuracy of any of the information contained herein, and makes no representations about its suitability for any particular purpose. Users should make their own judgements about those matters and/or seek independent advice. You assume all risks associated with use of the data provided on this page.

Race Results

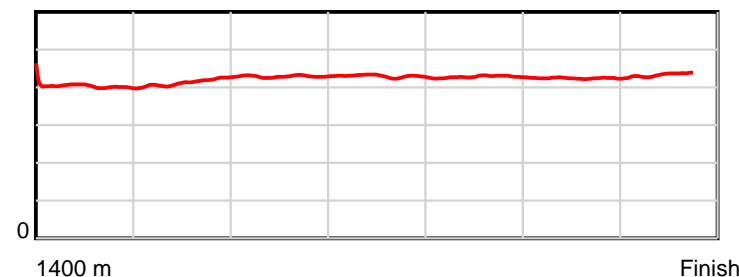
October 08, 2014, Race 2, BM62, Distance 1400m, Mowbray - Offset 0m

Result	TAB no.	Horse (Barrier)	1400 to	1200m to	1000m to	800m to	600m to	400m to	200m to	Total or	Margin
11th	8	Symbol of Free... (1)	1200m	1000m	800m	600m	400m	200m	WP	Average	
		Position in running (margin)	-	8(2.2)	6(1.8)	6(2.0)	4(3.1)	7(3.7)	9(4.5)		4.10
		Sectional time (s)	14.74	10.99	11.90	12.05	11.43	11.90	12.08		
		Cumulative time (s)	85.09	70.35	59.36	47.47	35.42	23.99	12.08	1:25.09	
		Speed (m/s)	13.57	18.20	16.81	16.60	17.50	16.81	16.56	16.45	
		Stride length (m)	5.65	7.45	7.21	7.14	7.48	7.13	7.15	6.97	
		Stride duration (s)	0.411	0.410	0.429	0.430	0.428	0.424	0.432	0.424	
		Stride efficiency (%)	49.88	86.80	81.18	79.57	87.44	79.42	79.86	75.98	
		Stride count	35.40	26.83	27.75	28.03	26.74	28.05	27.98	200.78	

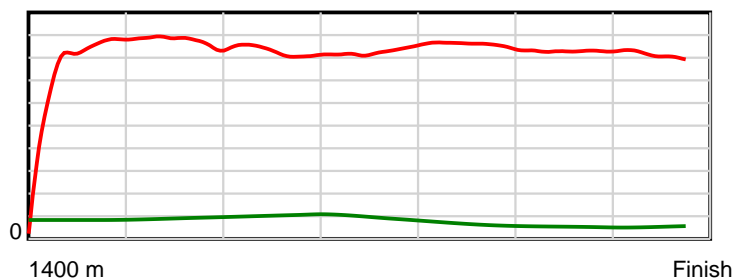
10 m Stride length



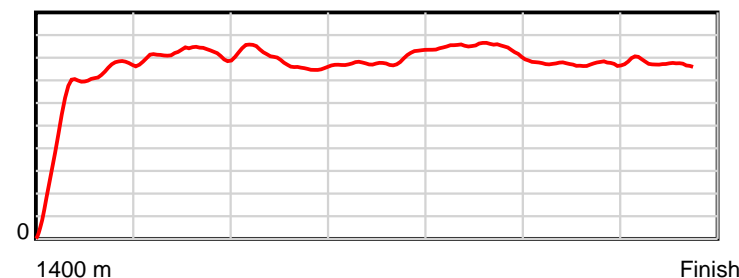
0.6 s Stride duration



20 m/sec Speed



100 % Stride efficiency



Note: Horizontal distance axis grid lines are 200m furlongs.

Disclaimer.

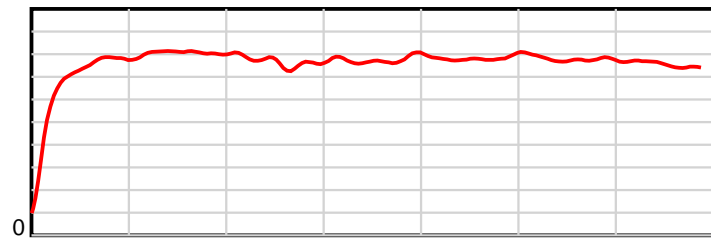
Tasracing Pty Ltd and Thoroughbred Ratings Pty Ltd accepts no responsibility for the completeness or accuracy of any of the information contained herein, and makes no representations about its suitability for any particular purpose. Users should make their own judgements about those matters and/or seek independent advice. You assume all risks associated with use of the data provided on this page.

Race Results

October 08, 2014, Race 2, BM62, Distance 1400m, Mowbray - Offset 0m

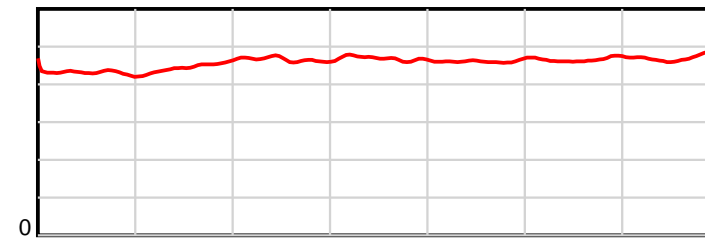
Result	TAB no.	Horse (Barrier)	1400 to	1200m to	1000m to	800m to	600m to	400m to	200m to	Total or	Margin
12th	14	Dig Zing (13)	1200m	1000m	800m	600m	400m	200m	WP	Average	
		Position in running (margin)	-	9(2.4)	2(0.0)	2(0.2)	1(0.0)	1(0.0)	2(0.8)		5.40
		Sectional time (s)	14.81	10.66	11.91	11.81	11.33	11.92	12.89		
		Cumulative time (s)	85.33	70.52	59.86	47.95	36.14	24.81	12.89	1:25.33	
		Speed (m/s)	13.51	18.76	16.79	16.93	17.65	16.78	15.52	16.41	
		Stride length (m)	6.01	8.33	7.83	7.93	8.11	7.82	7.33	7.54	
		Stride duration (s)	0.441	0.444	0.466	0.469	0.460	0.466	0.472	0.460	
		Stride efficiency (%)	56.36	108.31	95.72	98.38	102.89	95.46	83.89	88.89	
		Stride count	33.30	24.02	25.55	25.21	24.65	25.59	27.30	185.62	

10 m Stride length



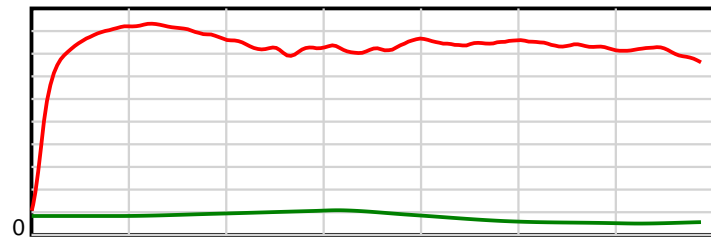
1400 m Finish

0.6 s Stride duration



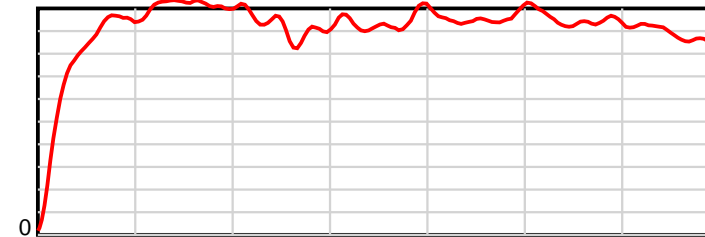
1400 m Finish

20 m/sec Speed



1400 m Finish

100 % Stride efficiency



1400 m Finish

Note: Horizontal distance axis grid lines are 200m furlongs.

Disclaimer.

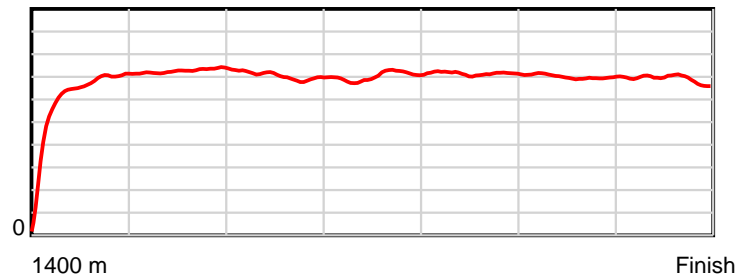
Tasracing Pty Ltd and Thoroughbred Ratings Pty Ltd accepts no responsibility for the completeness or accuracy of any of the information contained herein, and makes no representations about its suitability for any particular purpose. Users should make their own judgements about those matters and/or seek independent advice. You assume all risks associated with use of the data provided on this page.

Race Results

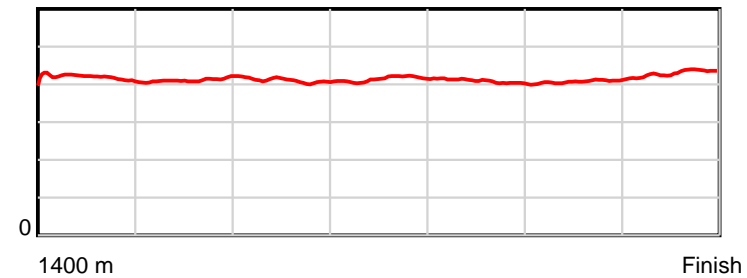
October 08, 2014, Race 2, BM62, Distance 1400m, Mowbray - Offset 0m

Result	TAB no.	Horse (Barrier)	1400 to	1200m to	1000m to	800m to	600m to	400m to	200m to	Total or	Margin
13th	12	Gee Gee's Lass (7)	1200m	1000m	800m	600m	400m	200m	WP	Average	
		Position in running (margin)	-	7(1.7)	8(3.1)	9(3.4)	7(4.5)	3(2.8)	7(3.6)		5.80
		Sectional time (s)	14.58	11.29	11.93	12.04	11.04	11.91	12.61		
		Cumulative time (s)	85.40	70.82	59.53	47.61	35.57	24.52	12.61	1:25.40	
		Speed (m/s)	13.72	17.71	16.76	16.61	18.12	16.79	15.86	16.39	
		Stride length (m)	5.69	7.28	6.87	6.86	7.38	6.84	6.83	6.78	
		Stride duration (s)	0.417	0.411	0.410	0.413	0.408	0.408	0.431	0.414	
		Stride efficiency (%)	50.67	82.73	73.85	73.60	85.20	73.17	72.90	71.87	
		Stride count	35.12	27.49	29.09	29.14	27.09	29.23	29.28	206.44	

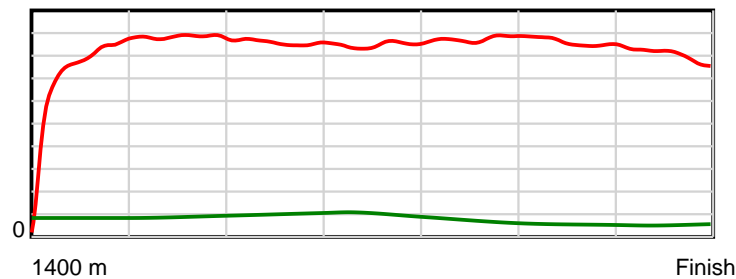
10 m Stride length



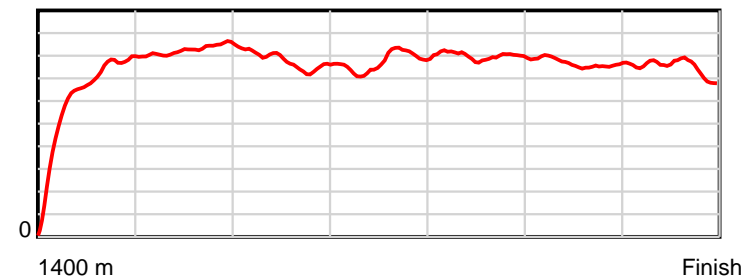
0.6 s Stride duration



20 m/sec Speed



100 % Stride efficiency



Note: Horizontal distance axis grid lines are 200m furlongs.

Disclaimer.

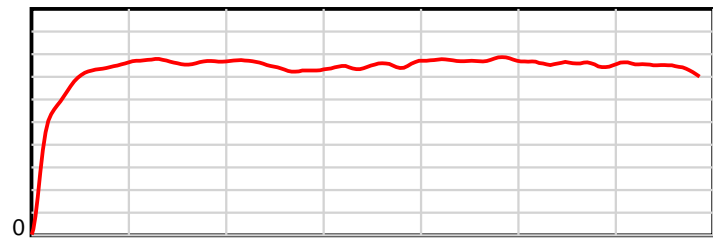
Tasracing Pty Ltd and Thoroughbred Ratings Pty Ltd accepts no responsibility for the completeness or accuracy of any of the information contained herein, and makes no representations about its suitability for any particular purpose. Users should make their own judgements about those matters and/or seek independent advice. You assume all risks associated with use of the data provided on this page.

Race Results

October 08, 2014, Race 2, BM62, Distance 1400m, Mowbray - Offset 0m

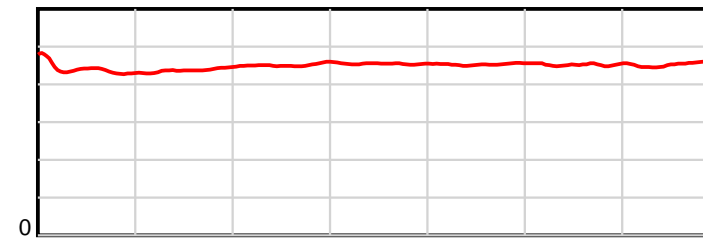
Result	TAB no.	Horse (Barrier)	1400 to	1200m to	1000m to	800m to	600m to	400m to	200m to	Total or	Margin
14th	10	Esca (4)	1200m	1000m	800m	600m	400m	200m	WP	Average	
		Position in running (margin)	-	10(2.9)	10(3.8)	11(4.7)	10(4.7)	13(5.6)	14(5.8)		7.10
		Sectional time (s)	15.00	11.22	12.02	11.86	11.48	11.81	12.26		
		Cumulative time (s)	85.64	70.64	59.43	47.41	35.55	24.07	12.26	1:25.64	
		Speed (m/s)	13.33	17.83	16.64	16.86	17.42	16.93	16.31	16.35	
		Stride length (m)	6.09	7.80	7.51	7.66	7.89	7.65	7.39	7.38	
		Stride duration (s)	0.443	0.438	0.451	0.454	0.453	0.451	0.453	0.451	
		Stride efficiency (%)	57.94	95.12	88.19	91.78	97.37	91.41	85.45	85.08	
		Stride count	32.84	25.63	26.62	26.10	25.34	26.15	27.05	189.73	

10 m Stride length



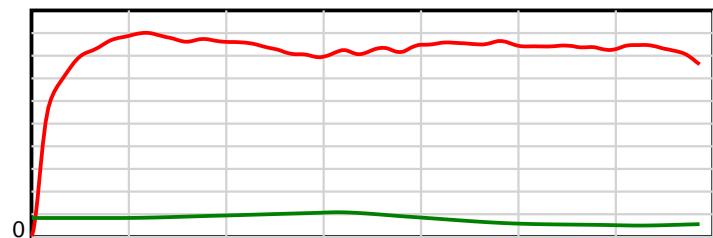
1400 m Finish

0.6 s Stride duration



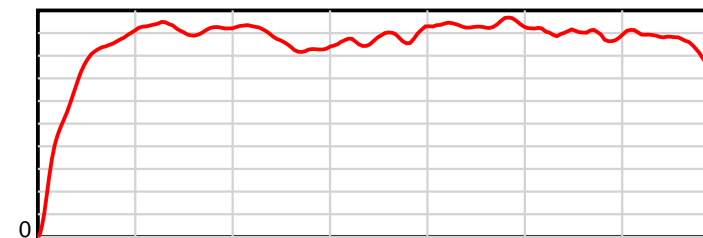
1400 m Finish

20 m/sec Speed



1400 m Finish

100 % Stride efficiency



1400 m Finish

Note: Horizontal distance axis grid lines are 200m furlongs.

Disclaimer.

Tasracing Pty Ltd and Thoroughbred Ratings Pty Ltd accepts no responsibility for the completeness or accuracy of any of the information contained herein, and makes no representations about its suitability for any particular purpose. Users should make their own judgements about those matters and/or seek independent advice. You assume all risks associated with use of the data provided on this page.