



Race Results

Tasmanian Turf Club, Launceston, October 08, 2014

Compilation date: October 9, 2014, 3:21:56 PM (EST)

Copyright © 2014 Tasracing Pty Ltd. All rights reserved.

Trademarks.

StrideMASTER is a registered trademark of Thoroughbred Ratings Pty Ltd.

Disclaimer.

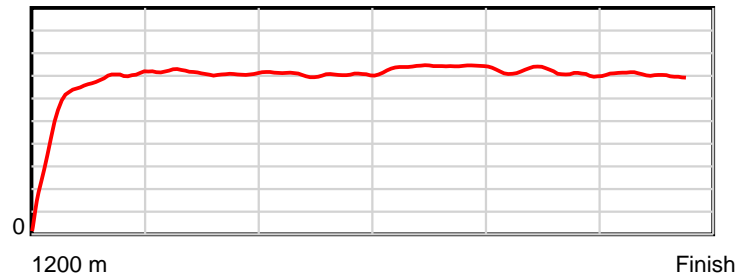
Tasracing Pty Ltd and Thoroughbred Ratings Pty Ltd accepts no responsibility for the completeness or accuracy of any of the information contained herein, and makes no representations about its suitability for any particular purpose. Users should make their own judgements about those matters and/or seek independent advice. You assume all risks associated with use of the data provided on this page.

Race Results

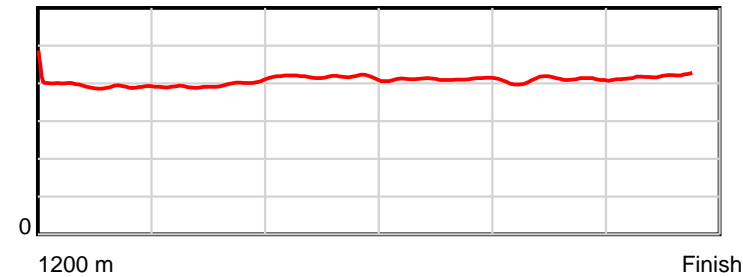
October 08, 2014, Race 4, MDN-SW, Distance 1200m, Mowbray - Offset 0m

Result	TAB no.	Horse (Barrier)	1200 to	1000m to	800m to	600m to	400m to	200m to	Total or	Margin
1st	9	Vengeance of F... (1)	1000m	800m	600m	400m	200m	WP	Average	
		Position in running (margin)	-	2(1.0)	2(0.7)	2(0.7)	2(0.0)	1(0.0)		0.00
		Sectional time (s)	14.03	10.73	11.72	10.93	11.22	11.79		
		Cumulative time (s)	70.43	56.40	45.66	33.94	23.01	11.79	1:10.43	
		Speed (m/s)	14.26	18.64	17.06	18.30	17.83	16.96	17.04	
		Stride length (m)	5.59	7.34	7.12	7.51	7.31	7.06	6.92	
		Stride duration (s)	0.393	0.394	0.417	0.411	0.410	0.416	0.406	
		Stride efficiency (%)	48.88	84.11	79.20	88.21	83.61	77.89	74.84	
		Stride count	35.76	27.26	28.09	26.62	27.34	28.33	173.40	

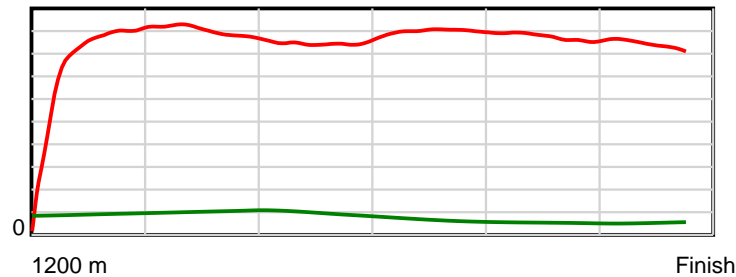
10 m Stride length



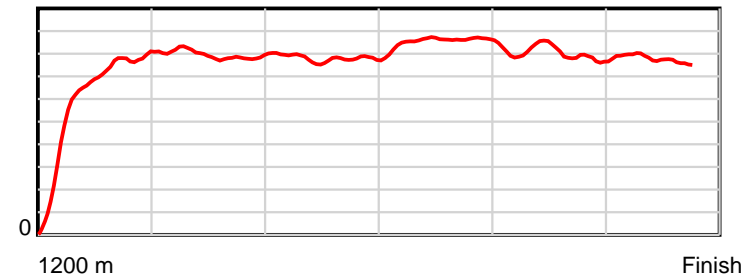
0.6 s Stride duration



20 m/sec Speed



100 % Stride efficiency



Note: Horizontal distance axis grid lines are 200m furlongs.

Disclaimer.

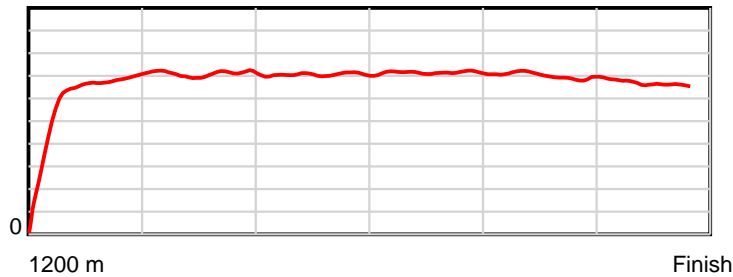
Tasracing Pty Ltd and Thoroughbred Ratings Pty Ltd accepts no responsibility for the completeness or accuracy of any of the information contained herein, and makes no representations about its suitability for any particular purpose. Users should make their own judgements about those matters and/or seek independent advice. You assume all risks associated with use of the data provided on this page.

Race Results

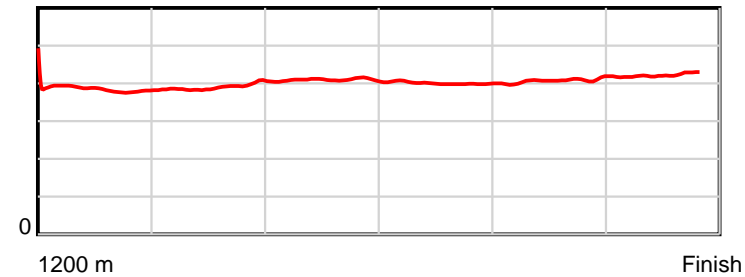
October 08, 2014, Race 4, MDN-SW, Distance 1200m, Mowbray - Offset 0m

Result	TAB no.	Horse (Barrier)	1200 to	1000m to	800m to	600m to	400m to	200m to	Total or	Margin
2nd	8	Sedate (3)	1000m	800m	600m	400m	200m	WP	Average	
		Position in running (margin)	-	1(0.0)	1(0.0)	1(0.0)	1(0.0)	2(1.8)		5.30
		Sectional time (s)	13.82	10.77	11.72	11.04	11.53	12.49		
		Cumulative time (s)	71.38	57.56	46.78	35.06	24.02	12.49	1:11.37	
		Speed (m/s)	14.48	18.57	17.06	18.12	17.35	16.01	16.81	
		Stride length (m)	5.70	7.18	6.99	7.27	7.01	6.76	6.77	
		Stride duration (s)	0.395	0.387	0.410	0.401	0.404	0.422	0.403	
		Stride efficiency (%)	50.70	80.58	76.39	82.48	76.79	71.40	71.65	
		Stride count	35.11	27.85	28.61	27.53	28.53	29.59	177.22	

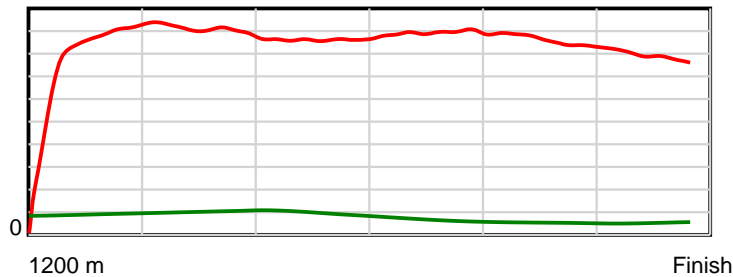
10 m Stride length



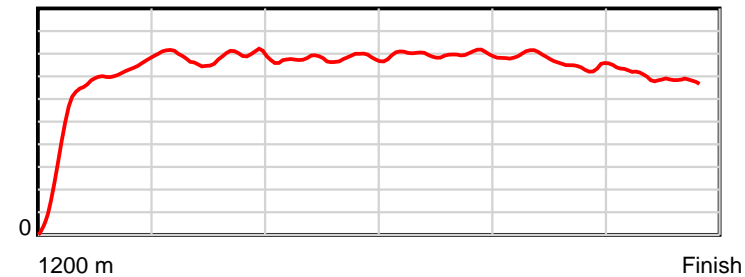
0.6 s Stride duration



20 m/sec Speed



100 % Stride efficiency



Note: Horizontal distance axis grid lines are 200m furlongs.

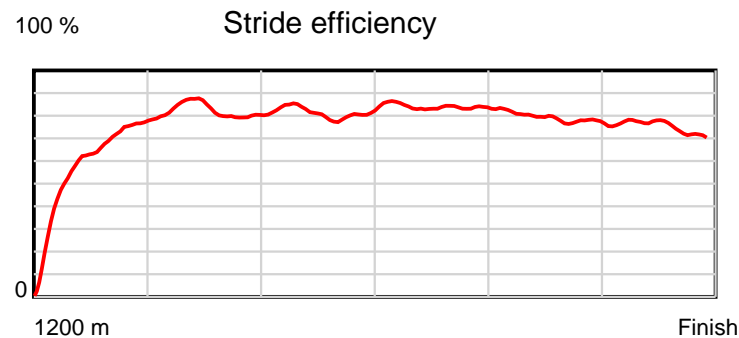
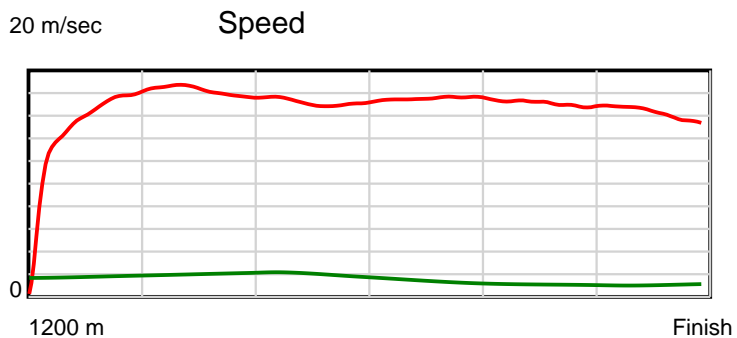
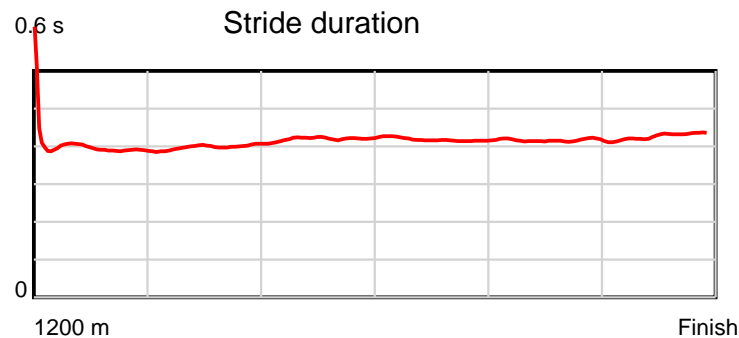
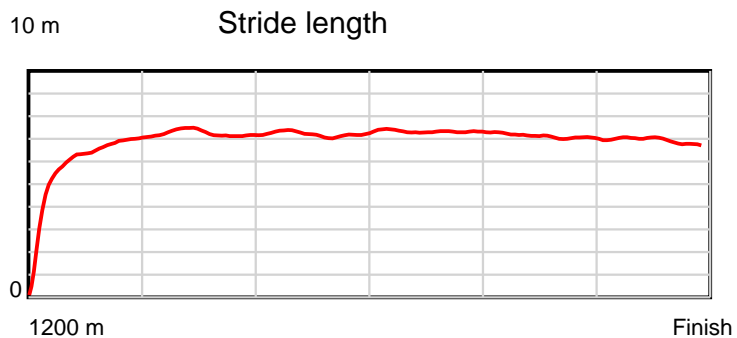
Disclaimer.

Tasracing Pty Ltd and Thoroughbred Ratings Pty Ltd accepts no responsibility for the completeness or accuracy of any of the information contained herein, and makes no representations about its suitability for any particular purpose. Users should make their own judgements about those matters and/or seek independent advice. You assume all risks associated with use of the data provided on this page.

Race Results

October 08, 2014, Race 4, MDN-SW, Distance 1200m, Mowbray - Offset 0m

Result	TAB no.	Horse (Barrier)	1200 to	1000m to	800m to	600m to	400m to	200m to	Total or	Margin
3rd	5	The Daily Show (2)	1000m	800m	600m	400m	200m	WP	Average	
		Position in running (margin)	-	7(2.2)	4(2.2)	4(1.5)	5(3.3)	4(5.7)		8.10
		Sectional time (s)	14.31	10.77	11.60	11.34	11.62	12.25		
		Cumulative time (s)	71.89	57.58	46.81	35.22	23.87	12.25	1:11.89	
		Speed (m/s)	13.98	18.57	17.24	17.64	17.21	16.33	16.69	
		Stride length (m)	5.53	7.40	7.24	7.36	7.17	6.97	6.87	
		Stride duration (s)	0.392	0.398	0.420	0.417	0.417	0.427	0.412	
		Stride efficiency (%)	47.78	85.53	81.87	84.57	80.33	75.98	73.82	
		Stride count	36.17	27.03	27.63	27.19	27.89	28.68	174.59	



Note: Horizontal distance axis grid lines are 200m furlongs.

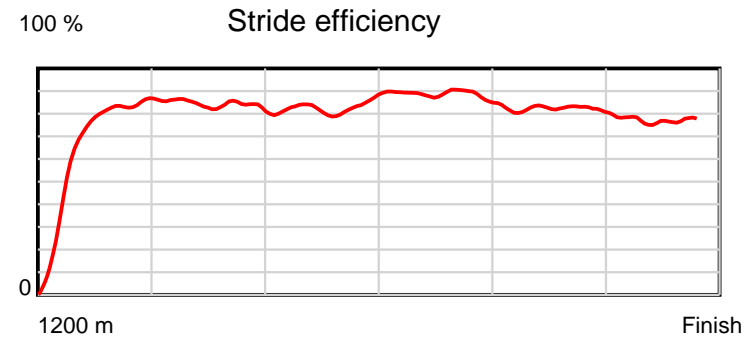
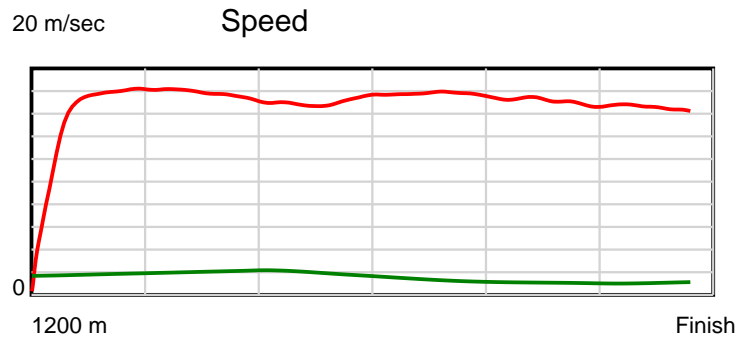
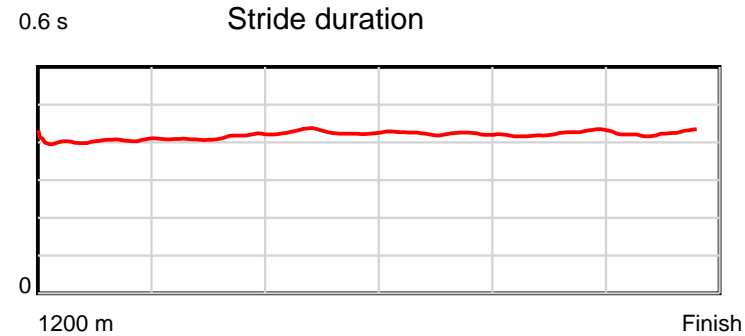
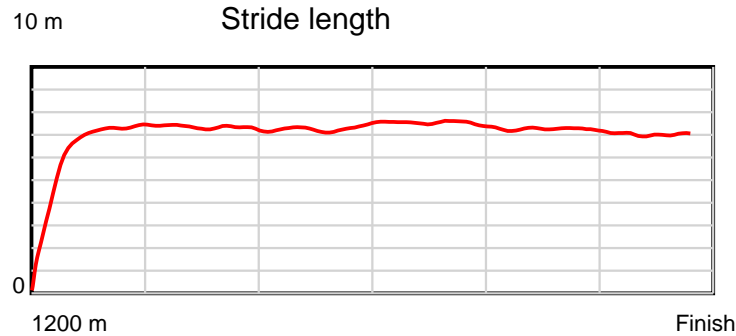
Disclaimer.

Tasracing Pty Ltd and Thoroughbred Ratings Pty Ltd accepts no responsibility for the completeness or accuracy of any of the information contained herein, and makes no representations about its suitability for any particular purpose. Users should make their own judgements about those matters and/or seek independent advice. You assume all risks associated with use of the data provided on this page.

Race Results

October 08, 2014, Race 4, MDN-SW, Distance 1200m, Mowbray - Offset 0m

Result	TAB no.	Horse (Barrier)	1200 to	1000m to	800m to	600m to	400m to	200m to	Total or	Margin
4th	1	Brazen Soldier (9)	1000m	800m	600m	400m	200m	WP	Average	
		Position in running (margin)	-	8(3.5)	10(4.3)	9(4.3)	9(4.8)	7(6.8)		8.20
		Sectional time (s)	14.53	10.90	11.72	11.13	11.55	12.07		
		Cumulative time (s)	71.90	57.37	46.47	34.75	23.62	12.07	1:11.90	
		Speed (m/s)	13.76	18.35	17.06	17.97	17.32	16.57	16.69	
		Stride length (m)	5.70	7.55	7.27	7.62	7.30	7.06	7.02	
		Stride duration (s)	0.402	0.412	0.426	0.424	0.422	0.426	0.420	
		Stride efficiency (%)	50.74	89.13	82.62	90.80	83.32	77.80	76.91	
		Stride count	35.10	26.48	27.50	26.24	27.39	28.34	171.05	



Note: Horizontal distance axis grid lines are 200m furlongs.

Disclaimer.

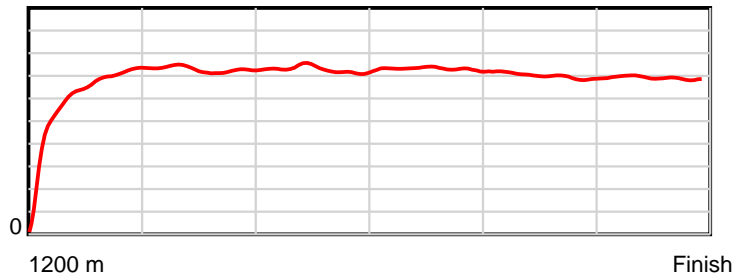
Tasracing Pty Ltd and Thoroughbred Ratings Pty Ltd accepts no responsibility for the completeness or accuracy of any of the information contained herein, and makes no representations about its suitability for any particular purpose. Users should make their own judgements about those matters and/or seek independent advice. You assume all risks associated with use of the data provided on this page.

Race Results

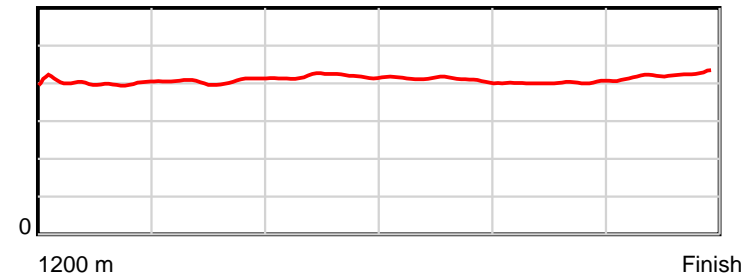
October 08, 2014, Race 4, MDN-SW, Distance 1200m, Mowbray - Offset 0m

Result	TAB no.	Horse (Barrier)	1200 to	1000m to	800m to	600m to	400m to	200m to	Total or	Margin
5th	7	Mercyful Fate (4)	1000m	800m	600m	400m	200m	WP	Average	
		Position in running (margin)	-	6(1.9)	6(3.0)	6(3.0)	4(3.3)	3(4.9)		8.30
		Sectional time (s)	14.48	10.97	11.72	11.09	11.49	12.18		
		Cumulative time (s)	71.92	57.44	46.47	34.76	23.67	12.18	1:11.92	
		Speed (m/s)	13.81	18.23	17.06	18.03	17.41	16.42	16.68	
		Stride length (m)	5.63	7.40	7.14	7.43	6.98	6.93	6.86	
		Stride duration (s)	0.398	0.406	0.418	0.412	0.401	0.422	0.411	
		Stride efficiency (%)	49.53	85.58	79.58	86.20	76.24	75.00	73.47	
		Stride count	35.52	27.03	28.03	26.93	28.63	28.87	175.01	

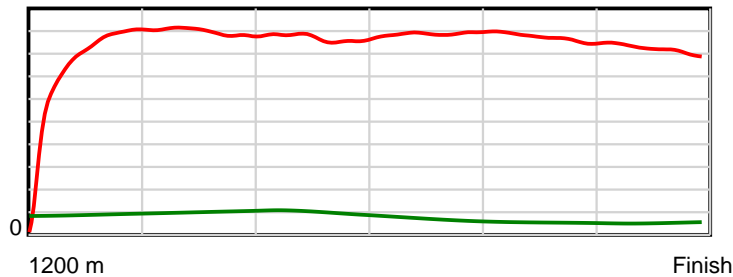
10 m Stride length



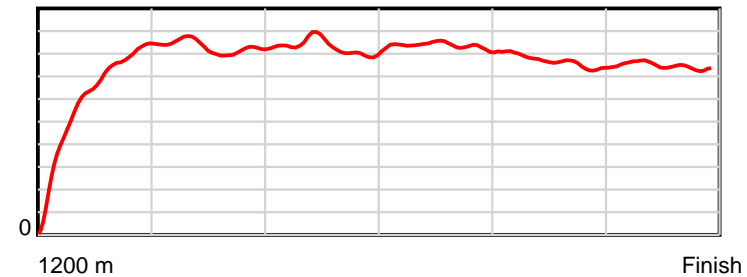
0.6 s Stride duration



20 m/sec Speed



100 % Stride efficiency



Note: Horizontal distance axis grid lines are 200m furlongs.

Disclaimer.

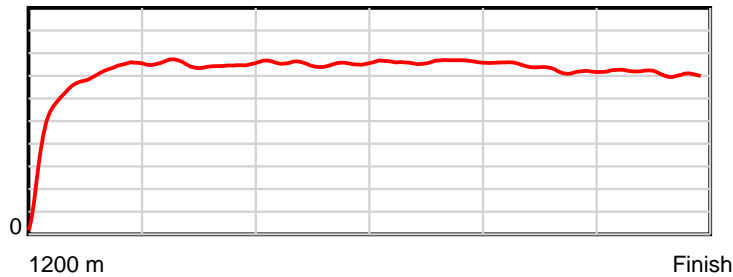
Tasracing Pty Ltd and Thoroughbred Ratings Pty Ltd accepts no responsibility for the completeness or accuracy of any of the information contained herein, and makes no representations about its suitability for any particular purpose. Users should make their own judgements about those matters and/or seek independent advice. You assume all risks associated with use of the data provided on this page.

Race Results

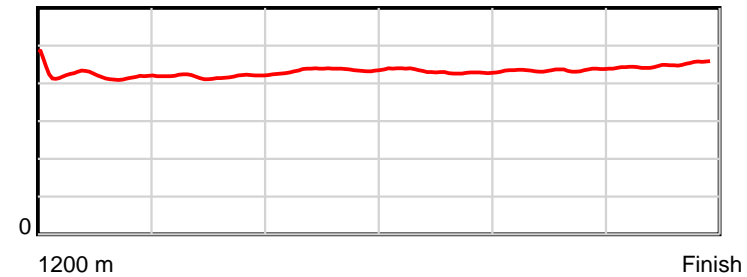
October 08, 2014, Race 4, MDN-SW, Distance 1200m, Mowbray - Offset 0m

Result	TAB no.	Horse (Barrier)	1200 to	1000m to	800m to	600m to	400m to	200m to	Total or	Margin
6th	2	King of Devons... (5)	1000m	800m	600m	400m	200m	WP	Average	
		Position in running (margin)	-	4(1.2)	3(2.1)	3(1.3)	3(2.3)	5(6.0)		9.60
		Sectional time (s)	14.18	10.91	11.59	11.20	11.85	12.42		
		Cumulative time (s)	72.16	57.98	47.06	35.47	24.27	12.42	1:12.15	
		Speed (m/s)	14.10	18.33	17.26	17.86	16.88	16.10	16.63	
		Stride length (m)	6.11	7.67	7.49	7.70	7.34	7.23	7.21	
		Stride duration (s)	0.427	0.418	0.434	0.431	0.435	0.449	0.434	
		Stride efficiency (%)	58.36	91.86	87.72	92.65	84.14	81.60	81.25	
		Stride count	32.73	26.09	26.69	25.97	27.26	27.68	166.42	

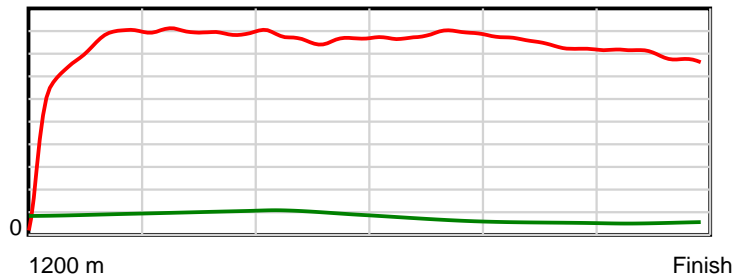
10 m Stride length



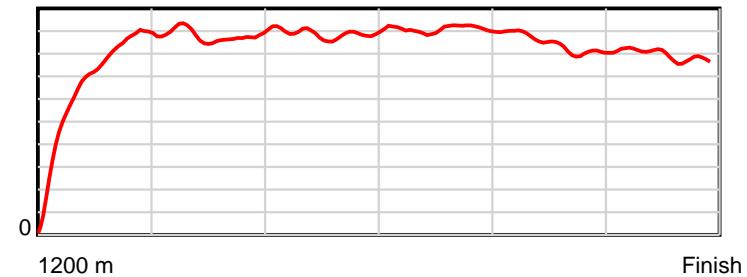
0.6 s Stride duration



20 m/sec Speed



100 % Stride efficiency



Note: Horizontal distance axis grid lines are 200m furlongs.

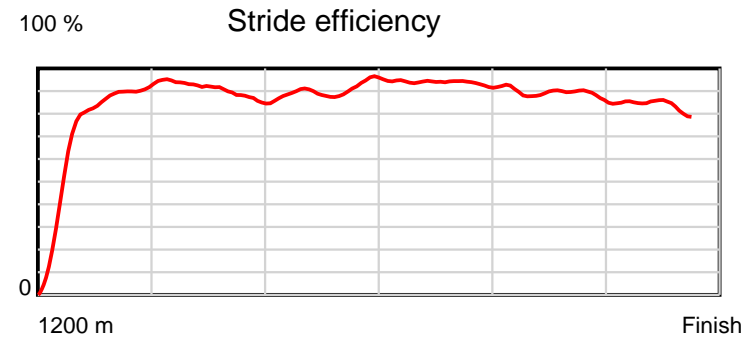
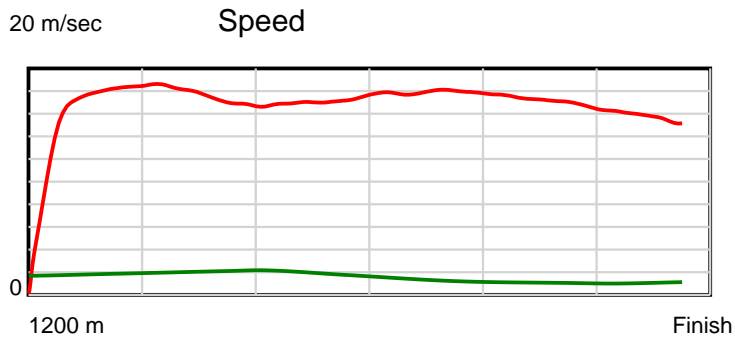
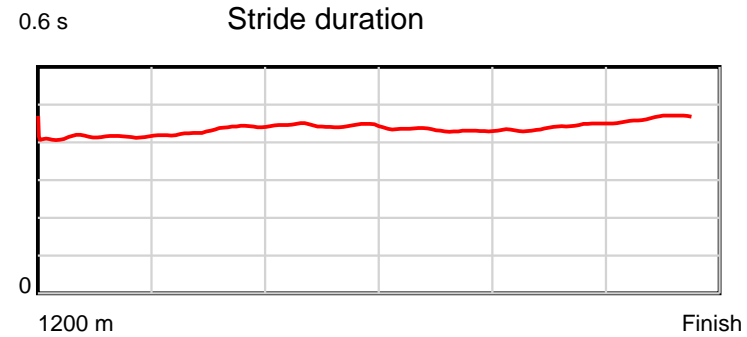
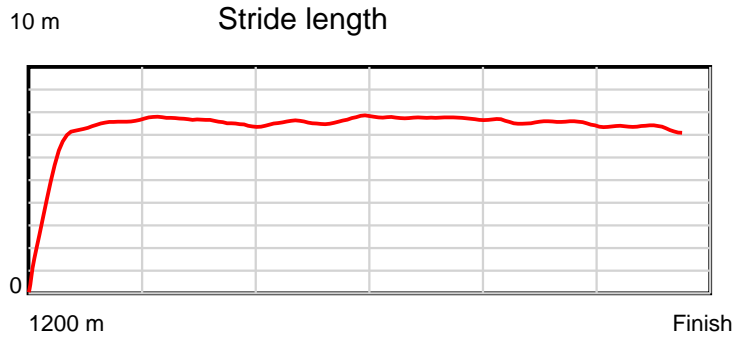
Disclaimer.

Tasracing Pty Ltd and Thoroughbred Ratings Pty Ltd accepts no responsibility for the completeness or accuracy of any of the information contained herein, and makes no representations about its suitability for any particular purpose. Users should make their own judgements about those matters and/or seek independent advice. You assume all risks associated with use of the data provided on this page.

Race Results

October 08, 2014, Race 4, MDN-SW, Distance 1200m, Mowbray - Offset 0m

Result	TAB no.	Horse (Barrier)	1200 to	1000m to	800m to	600m to	400m to	200m to	Total or	Margin
7th	4	Mygreyhorse (10)	1000m	800m	600m	400m	200m	WP	Average	
		Position in running (margin)	-	9(3.6)	8(3.7)	8(3.9)	7(3.9)	6(6.7)		10.40
		Sectional time (s)	14.56	10.79	11.76	11.04	11.69	12.48		
		Cumulative time (s)	72.31	57.75	46.96	35.21	24.17	12.48	1:12.31	
		Speed (m/s)	13.74	18.54	17.01	18.12	17.11	16.03	16.60	
		Stride length (m)	6.02	7.95	7.55	7.88	7.48	7.40	7.31	
		Stride duration (s)	0.432	0.429	0.444	0.435	0.437	0.462	0.441	
		Stride efficiency (%)	56.62	98.89	88.97	96.95	87.34	85.57	83.61	
		Stride count	33.23	25.14	26.51	25.39	26.75	27.03	164.05	



Note: Horizontal distance axis grid lines are 200m furlongs.

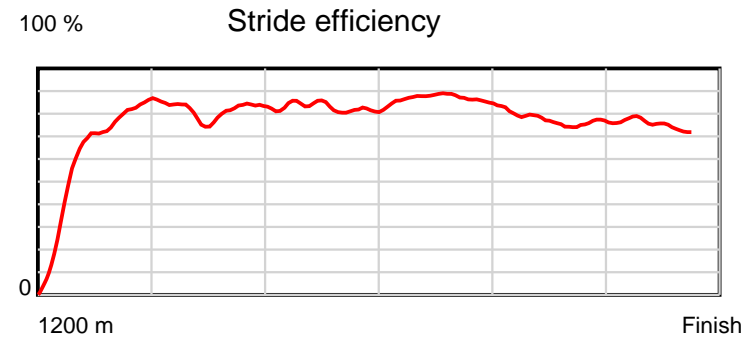
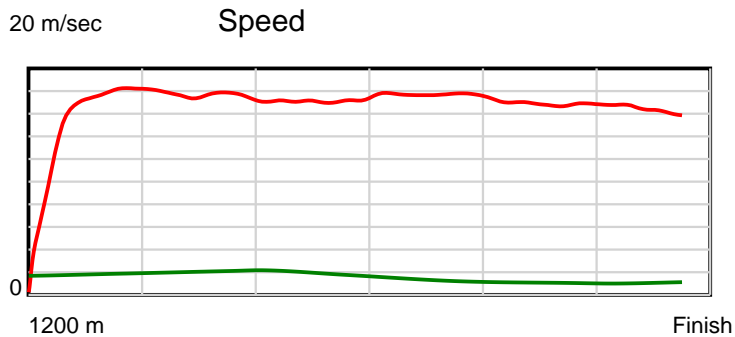
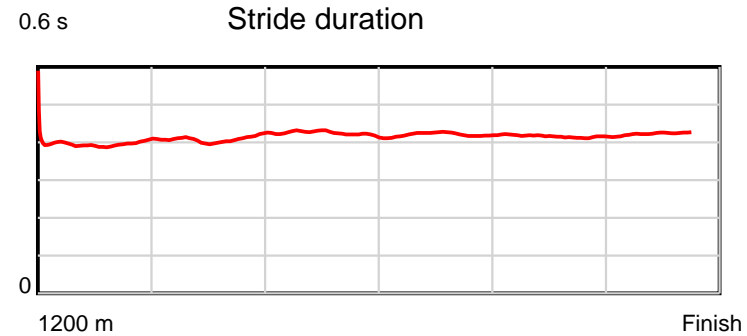
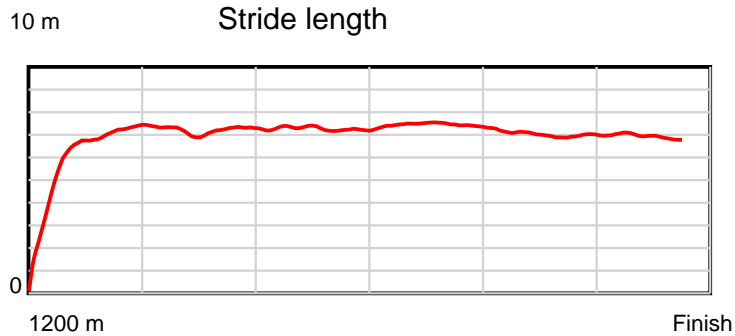
Disclaimer.

Tasracing Pty Ltd and Thoroughbred Ratings Pty Ltd accepts no responsibility for the completeness or accuracy of any of the information contained herein, and makes no representations about its suitability for any particular purpose. Users should make their own judgements about those matters and/or seek independent advice. You assume all risks associated with use of the data provided on this page.

Race Results

October 08, 2014, Race 4, MDN-SW, Distance 1200m, Mowbray - Offset 0m

Result	TAB no.	Horse (Barrier)	1200 to	1000m to	800m to	600m to	400m to	200m to	Total or	Margin
8th	6	Bay of Fire (8)	1000m	800m	600m	400m	200m	WP	Average	
		Position in running (margin)	-	10(3.7)	11(6.1)	11(6.1)	11(7.0)	11(10.3)		11.20
		Sectional time (s)	14.54	11.17	11.72	11.20	11.77	12.06		
		Cumulative time (s)	72.46	57.92	46.75	35.03	23.83	12.06	1:12.45	
		Speed (m/s)	13.76	17.91	17.06	17.86	16.99	16.58	16.56	
		Stride length (m)	5.78	7.26	7.25	7.49	7.06	7.01	6.92	
		Stride duration (s)	0.417	0.405	0.425	0.420	0.415	0.423	0.418	
		Stride efficiency (%)	52.18	82.35	82.07	87.69	77.86	76.80	74.91	
		Stride count	34.61	27.55	27.60	26.70	28.33	28.53	173.32	



Note: Horizontal distance axis grid lines are 200m furlongs.

Disclaimer.

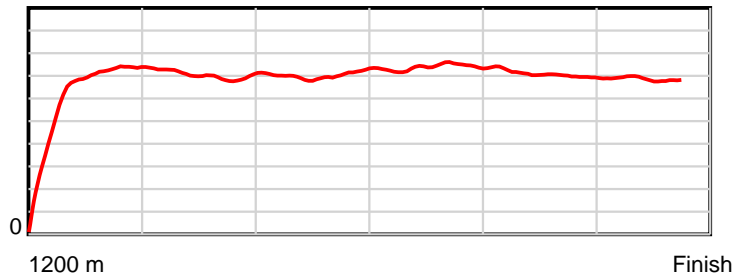
Tasracing Pty Ltd and Thoroughbred Ratings Pty Ltd accepts no responsibility for the completeness or accuracy of any of the information contained herein, and makes no representations about its suitability for any particular purpose. Users should make their own judgements about those matters and/or seek independent advice. You assume all risks associated with use of the data provided on this page.

Race Results

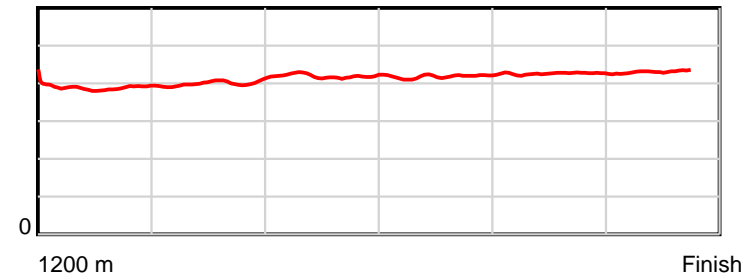
October 08, 2014, Race 4, MDN-SW, Distance 1200m, Mowbray - Offset 0m

Result	TAB no.	Horse (Barrier)	1200 to	1000m to	800m to	600m to	400m to	200m to	Total or	Margin
9th	11	Tetartos (7)	1000m	800m	600m	400m	200m	WP	Average	
		Position in running (margin)	-	3(1.1)	5(2.4)	5(3.0)	6(3.5)	8(7.8)		11.60
		Sectional time (s)	14.15	10.99	11.82	11.13	11.95	12.48		
		Cumulative time (s)	72.53	58.38	47.38	35.56	24.44	12.48	1:12.53	
		Speed (m/s)	14.13	18.20	16.92	17.97	16.74	16.03	16.54	
		Stride length (m)	5.62	7.22	7.06	7.50	7.11	6.88	6.84	
		Stride duration (s)	0.392	0.397	0.417	0.417	0.425	0.430	0.413	
		Stride efficiency (%)	49.37	81.42	77.82	87.82	78.97	73.99	73.05	
		Stride count	35.58	27.71	28.34	26.68	28.13	29.07	175.51	

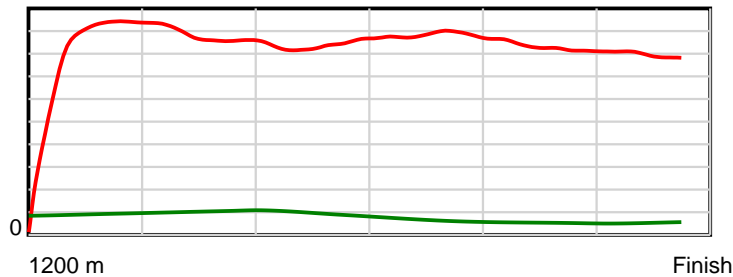
10 m Stride length



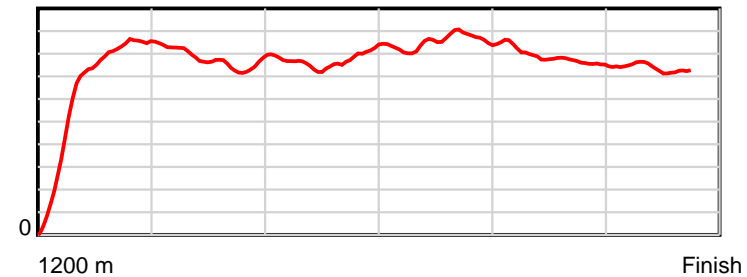
0.6 s Stride duration



20 m/sec Speed



100 % Stride efficiency



Note: Horizontal distance axis grid lines are 200m furlongs.

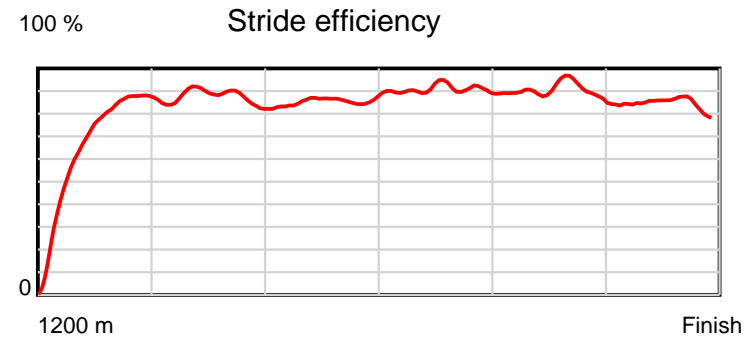
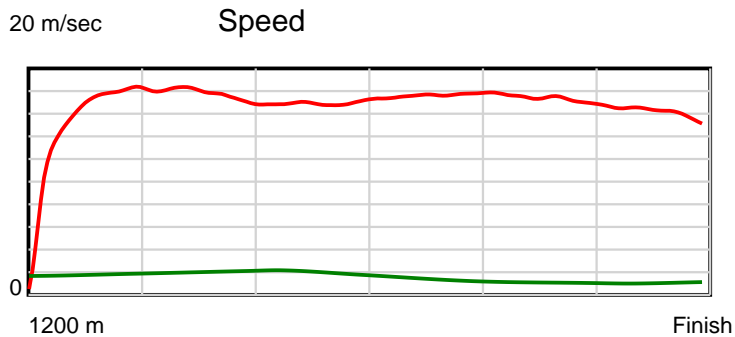
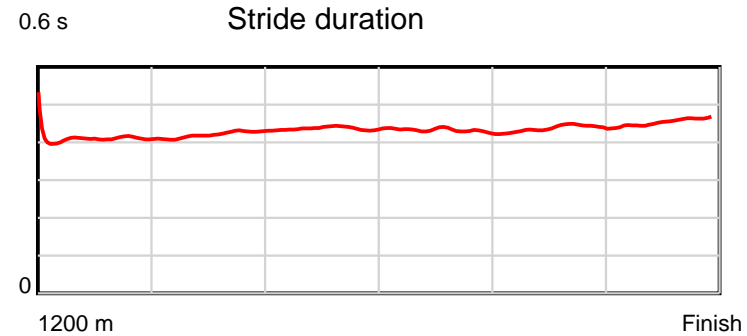
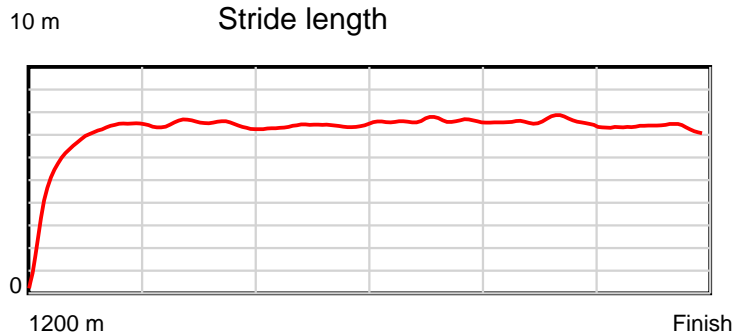
Disclaimer.

Tasracing Pty Ltd and Thoroughbred Ratings Pty Ltd accepts no responsibility for the completeness or accuracy of any of the information contained herein, and makes no representations about its suitability for any particular purpose. Users should make their own judgements about those matters and/or seek independent advice. You assume all risks associated with use of the data provided on this page.

Race Results

October 08, 2014, Race 4, MDN-SW, Distance 1200m, Mowbray - Offset 0m

Result	TAB no.	Horse (Barrier)	1200 to	1000m to	800m to	600m to	400m to	200m to	Total or	Margin
10th	10	Geegee Hot Nov... (11)	1000m	800m	600m	400m	200m	WP	Average	
		Position in running (margin)	-	5(1.8)	7(3.1)	10(4.8)	10(5.8)	9(8.3)		11.70
		Sectional time (s)	14.29	11.00	12.00	11.20	11.65	12.40		
		Cumulative time (s)	72.55	58.26	47.26	35.26	24.06	12.40	1:12.54	
		Speed (m/s)	13.99	18.18	16.67	17.86	17.17	16.13	16.54	
		Stride length (m)	6.00	7.64	7.27	7.72	7.48	7.34	7.19	
		Stride duration (s)	0.423	0.420	0.436	0.432	0.436	0.455	0.435	
		Stride efficiency (%)	56.26	91.27	82.53	93.18	87.32	84.15	80.75	
		Stride count	33.33	26.17	27.52	25.90	26.76	27.25	166.93	



Note: Horizontal distance axis grid lines are 200m furlongs.

Disclaimer.

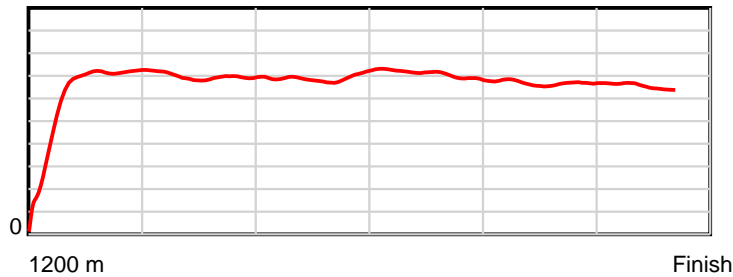
Tasracing Pty Ltd and Thoroughbred Ratings Pty Ltd accepts no responsibility for the completeness or accuracy of any of the information contained herein, and makes no representations about its suitability for any particular purpose. Users should make their own judgements about those matters and/or seek independent advice. You assume all risks associated with use of the data provided on this page.

Race Results

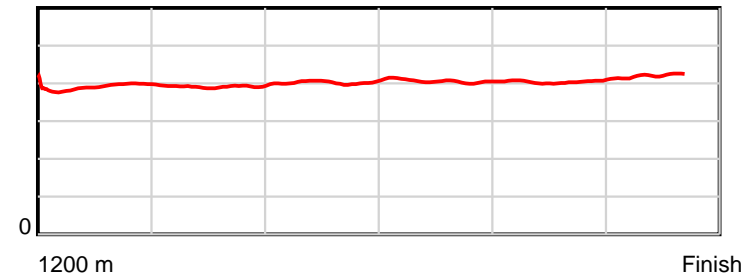
October 08, 2014, Race 4, MDN-SW, Distance 1200m, Mowbray - Offset 0m

Result	TAB no.	Horse (Barrier)	1200 to	1000m to	800m to	600m to	400m to	200m to	Total or	Margin
11th	3	Mr Keith (6)	1000m	800m	600m	400m	200m	WP	Average	
		Position in running (margin)	-	11(4.2)	9(4.2)	7(3.6)	8(4.8)	10(9.1)		13.70
		Sectional time (s)	14.68	10.78	11.62	11.23	11.95	12.68		
		Cumulative time (s)	72.93	58.25	47.47	35.86	24.62	12.68	1:12.93	
		Speed (m/s)	13.63	18.55	17.21	17.81	16.74	15.77	16.45	
		Stride length (m)	5.48	7.28	6.88	7.23	6.75	6.58	6.64	
		Stride duration (s)	0.390	0.392	0.399	0.406	0.403	0.417	0.404	
		Stride efficiency (%)	47.00	82.85	73.90	81.69	71.22	67.60	68.90	
		Stride count	36.47	27.47	29.08	27.66	29.63	30.41	180.72	

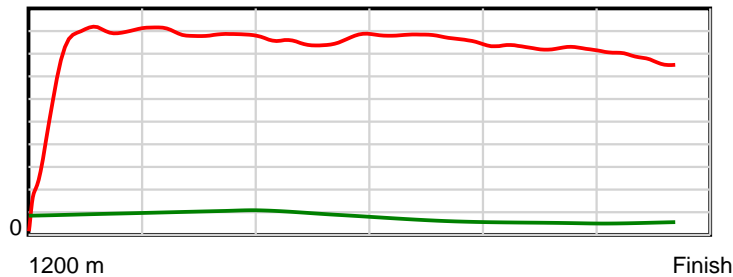
10 m Stride length



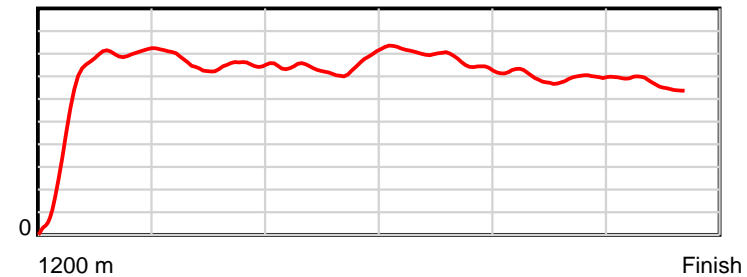
0.6 s Stride duration



20 m/sec Speed



100 % Stride efficiency



Note: Horizontal distance axis grid lines are 200m furlongs.

Disclaimer.

Tasracing Pty Ltd and Thoroughbred Ratings Pty Ltd accepts no responsibility for the completeness or accuracy of any of the information contained herein, and makes no representations about its suitability for any particular purpose. Users should make their own judgements about those matters and/or seek independent advice. You assume all risks associated with use of the data provided on this page.