



## Race Results

Tasmanian Turf Club, Launceston, October 08, 2014

Compilation date: October 9, 2014, 3:24:36 PM (EST)

Copyright © 2014 Tasracing Pty Ltd. All rights reserved.

### Trademarks.

StrideMASTER is a registered trademark of Thoroughbred Ratings Pty Ltd.

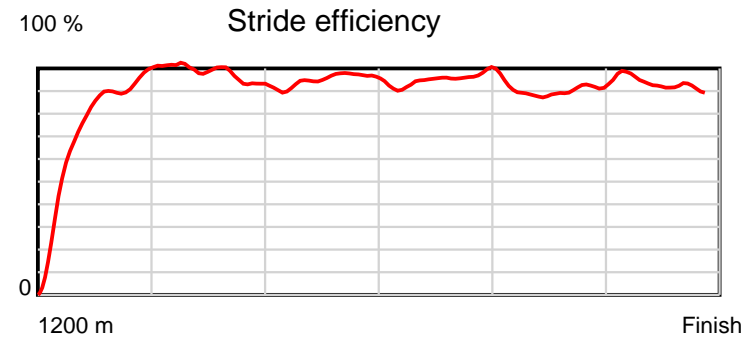
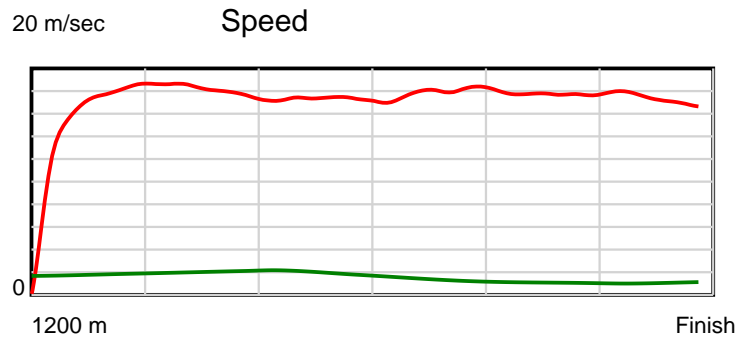
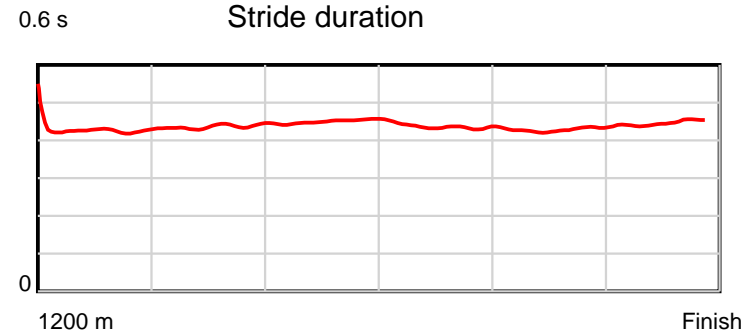
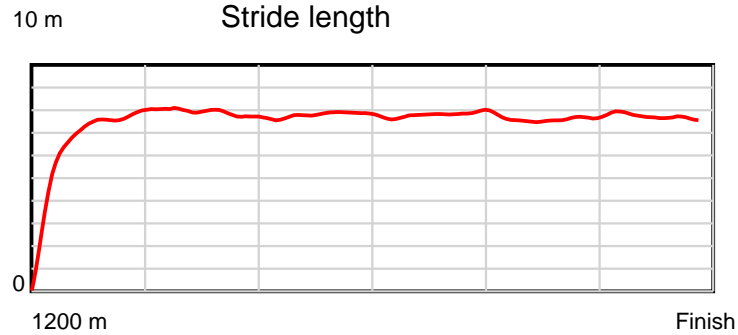
### Disclaimer.

Tasracing Pty Ltd and Thoroughbred Ratings Pty Ltd accepts no responsibility for the completeness or accuracy of any of the information contained herein, and makes no representations about its suitability for any particular purpose. Users should make their own judgements about those matters and/or seek independent advice. You assume all risks associated with use of the data provided on this page.

# Race Results

October 08, 2014, Race 8, BM82, Distance 1200m, Mowbray - Offset 0m

| Result | TAB no. | Horse (Barrier)              | 1200 to | 1000m to | 800m to | 600m to | 400m to | 200m to | Total or | Margin |
|--------|---------|------------------------------|---------|----------|---------|---------|---------|---------|----------|--------|
| 1st    | 8       | Private Curren... (1)        | 1000m   | 800m     | 600m    | 400m    | 200m    | WP      | Average  |        |
|        |         | Position in running (margin) | -       | 2(1.0)   | 2(0.1)  | 2(0.3)  | 2(0.4)  | 1(0.0)  |          | 0.00   |
|        |         | Sectional time (s)           | 14.13   | 10.93    | 11.48   | 11.00   | 11.15   | 11.53   |          |        |
|        |         | Cumulative time (s)          | 70.22   | 56.09    | 45.17   | 33.68   | 22.68   | 11.53   | 1:10.21  |        |
|        |         | Speed (m/s)                  | 14.15   | 18.30    | 17.42   | 18.18   | 17.94   | 17.35   | 17.09    |        |
|        |         | Stride length (m)            | 6.21    | 7.98     | 7.82    | 7.96    | 7.68    | 7.73    | 7.50     |        |
|        |         | Stride duration (s)          | 0.428   | 0.436    | 0.449   | 0.438   | 0.429   | 0.446   | 0.439    |        |
|        |         | Stride efficiency (%)        | 60.19   | 99.42    | 95.54   | 98.96   | 92.28   | 93.36   | 88.01    |        |
|        |         | Stride count                 | 32.22   | 25.07    | 25.58   | 25.13   | 26.03   | 25.87   | 159.90   |        |



Note: Horizontal distance axis grid lines are 200m furlongs.

**Disclaimer.**

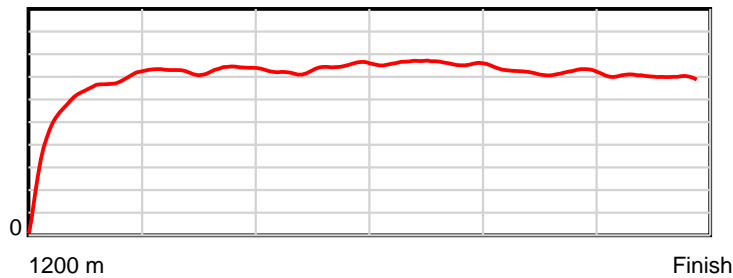
Tasracing Pty Ltd and Thoroughbred Ratings Pty Ltd accepts no responsibility for the completeness or accuracy of any of the information contained herein, and makes no representations about its suitability for any particular purpose. Users should make their own judgements about those matters and/or seek independent advice. You assume all risks associated with use of the data provided on this page.

# Race Results

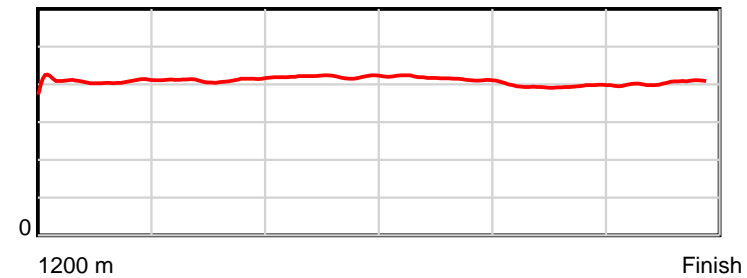
October 08, 2014, Race 8, BM82, Distance 1200m, Mowbray - Offset 0m

| Result | TAB no. | Horse (Barrier)              | 1200 to      | 1000m to    | 800m to     | 600m to     | 400m to     | 200m to   | Total or       | Margin |
|--------|---------|------------------------------|--------------|-------------|-------------|-------------|-------------|-----------|----------------|--------|
| 2nd    | 6       | <b>Flash Al Moon (8)</b>     | <b>1000m</b> | <b>800m</b> | <b>600m</b> | <b>400m</b> | <b>200m</b> | <b>WP</b> | <b>Average</b> |        |
|        |         | Position in running (margin) | -            | 7(4.6)      | 7(4.8)      | 8(4.5)      | 7(2.8)      | 3(2.0)    |                | 0.20   |
|        |         | Sectional time (s)           | 14.47        | 11.12       | 11.39       | 10.69       | 11.09       | 11.48     |                |        |
|        |         | Cumulative time (s)          | 70.26        | 55.79       | 44.66       | 33.27       | 22.58       | 11.48     | 1:10.26        |        |
|        |         | Speed (m/s)                  | 13.83        | 17.99       | 17.56       | 18.71       | 18.03       | 17.42     | 17.08          |        |
|        |         | Stride length (m)            | 5.63         | 7.39        | 7.38        | 7.79        | 7.14        | 7.03      | 6.98           |        |
|        |         | Stride duration (s)          | 0.406        | 0.411       | 0.420       | 0.417       | 0.396       | 0.404     | 0.409          |        |
|        |         | Stride efficiency (%)        | 49.50        | 85.31       | 85.02       | 94.88       | 79.62       | 77.21     | 76.19          |        |
|        |         | Stride count                 | 35.54        | 27.07       | 27.11       | 25.67       | 28.02       | 28.45     | 171.86         |        |

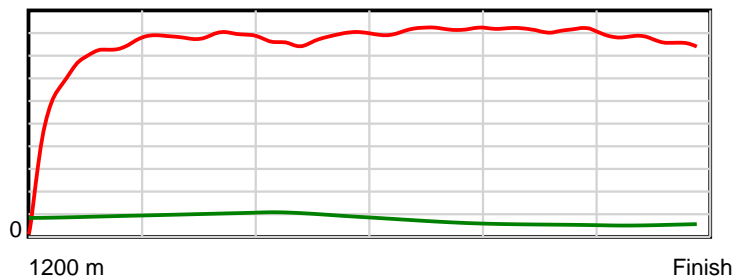
10 m Stride length



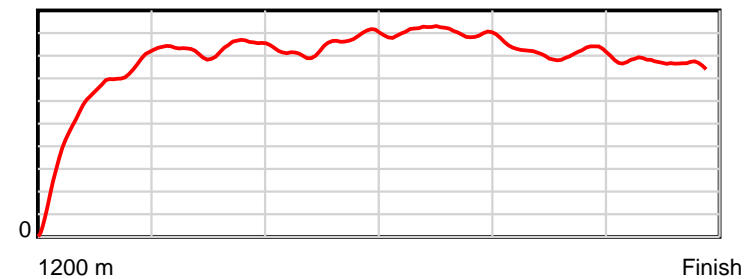
0.6 s Stride duration



20 m/sec Speed



100 % Stride efficiency



Note: Horizontal distance axis grid lines are 200m furlongs.

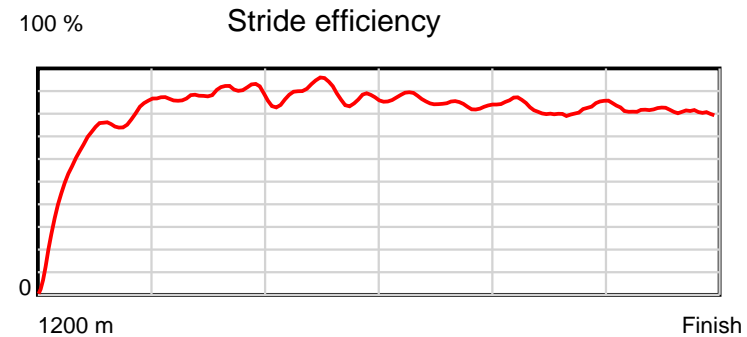
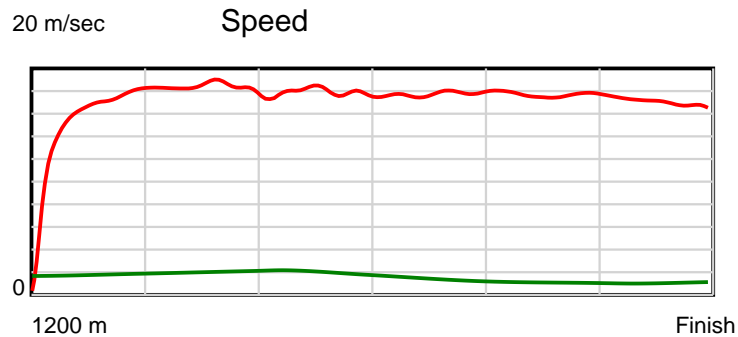
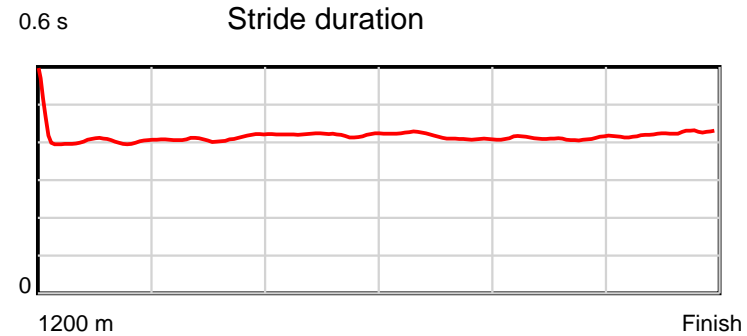
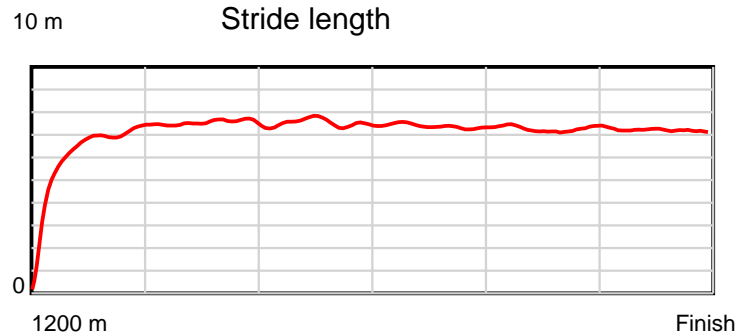
## Disclaimer.

Tasracing Pty Ltd and Thoroughbred Ratings Pty Ltd accepts no responsibility for the completeness or accuracy of any of the information contained herein, and makes no representations about its suitability for any particular purpose. Users should make their own judgements about those matters and/or seek independent advice. You assume all risks associated with use of the data provided on this page.

# Race Results

October 08, 2014, Race 8, BM82, Distance 1200m, Mowbray - Offset 0m

| Result | TAB no. | Horse (Barrier)              | 1200 to | 1000m to | 800m to | 600m to | 400m to | 200m to | Total or | Margin |
|--------|---------|------------------------------|---------|----------|---------|---------|---------|---------|----------|--------|
| 3rd    | 5       | Mr Fashion (4)               | 1000m   | 800m     | 600m    | 400m    | 200m    | WP      | Average  |        |
|        |         | Position in running (margin) | -       | 3(1.8)   | 3(1.4)  | 3(1.6)  | 6(2.3)  | 5(2.6)  |          | 2.00   |
|        |         | Sectional time (s)           | 14.12   | 11.02    | 11.49   | 11.09   | 11.27   | 11.58   |          |        |
|        |         | Cumulative time (s)          | 70.57   | 56.45    | 45.44   | 33.95   | 22.85   | 11.58   | 1:10.56  |        |
|        |         | Speed (m/s)                  | 14.16   | 18.15    | 17.41   | 18.03   | 17.75   | 17.27   | 17.00    |        |
|        |         | Stride length (m)            | 6.01    | 7.46     | 7.32    | 7.48    | 7.28    | 7.31    | 7.10     |        |
|        |         | Stride duration (s)          | 0.416   | 0.411    | 0.420   | 0.415   | 0.411   | 0.423   | 0.418    |        |
|        |         | Stride efficiency (%)        | 56.43   | 86.99    | 83.63   | 87.51   | 82.90   | 83.45   | 78.80    |        |
|        |         | Stride count                 | 33.28   | 26.81    | 27.34   | 26.73   | 27.46   | 27.37   | 168.99   |        |



Note: Horizontal distance axis grid lines are 200m furlongs.

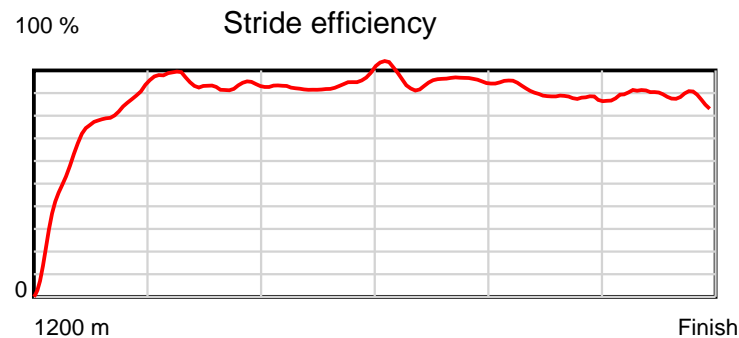
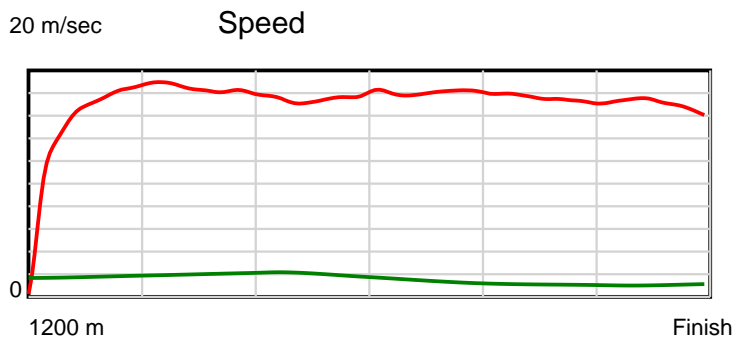
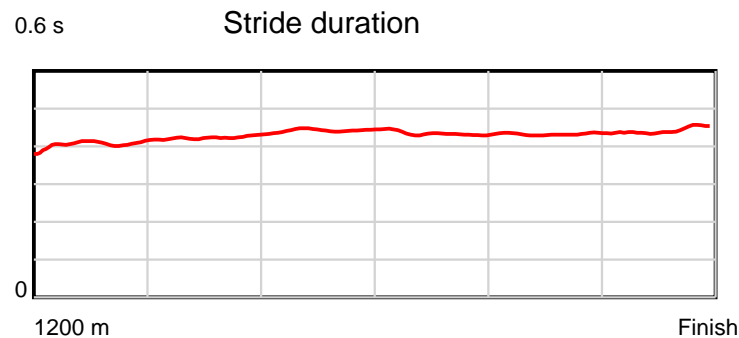
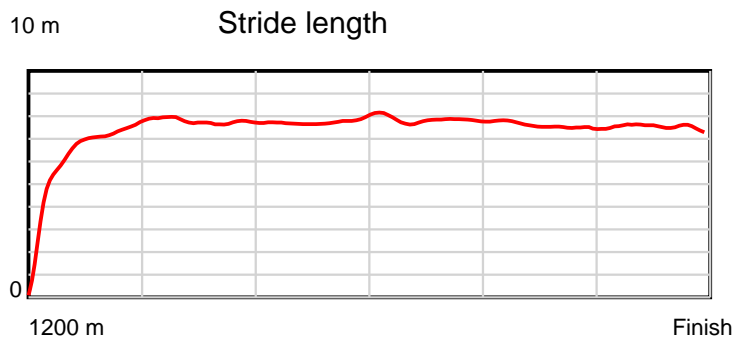
#### Disclaimer.

Tasracing Pty Ltd and Thoroughbred Ratings Pty Ltd accepts no responsibility for the completeness or accuracy of any of the information contained herein, and makes no representations about its suitability for any particular purpose. Users should make their own judgements about those matters and/or seek independent advice. You assume all risks associated with use of the data provided on this page.

# Race Results

October 08, 2014, Race 8, BM82, Distance 1200m, Mowbray - Offset 0m

| Result | TAB no. | Horse (Barrier)              | 1200 to | 1000m to | 800m to | 600m to | 400m to | 200m to | Total or | Margin |
|--------|---------|------------------------------|---------|----------|---------|---------|---------|---------|----------|--------|
| 4th    | 2       | Red Eagle (7)                | 1000m   | 800m     | 600m    | 400m    | 200m    | WP      | Average  |        |
|        |         | Position in running (margin) | -       | 1(0.0)   | 1(0.0)  | 1(0.0)  | 1(0.0)  | 2(1.5)  |          | 2.20   |
|        |         | Sectional time (s)           | 13.86   | 11.08    | 11.45   | 10.98   | 11.48   | 11.77   |          |        |
|        |         | Cumulative time (s)          | 70.61   | 56.75    | 45.67   | 34.22   | 23.24   | 11.77   | 1:10.61  |        |
|        |         | Speed (m/s)                  | 14.43   | 18.05    | 17.47   | 18.21   | 17.42   | 16.99   | 17.00    |        |
|        |         | Stride length (m)            | 5.84    | 7.64     | 7.73    | 7.90    | 7.54    | 7.53    | 7.29     |        |
|        |         | Stride duration (s)          | 0.400   | 0.423    | 0.442   | 0.434   | 0.433   | 0.443   | 0.429    |        |
|        |         | Stride efficiency (%)        | 53.37   | 91.13    | 93.34   | 97.48   | 88.80   | 88.60   | 82.95    |        |
|        |         | Stride count                 | 34.22   | 26.19    | 25.88   | 25.32   | 26.53   | 26.56   | 164.70   |        |



Note: Horizontal distance axis grid lines are 200m furlongs.

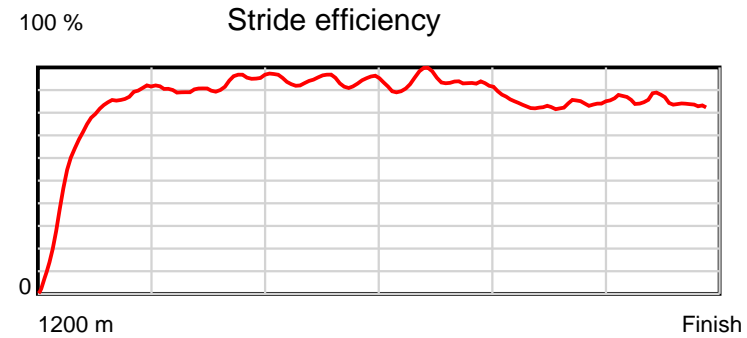
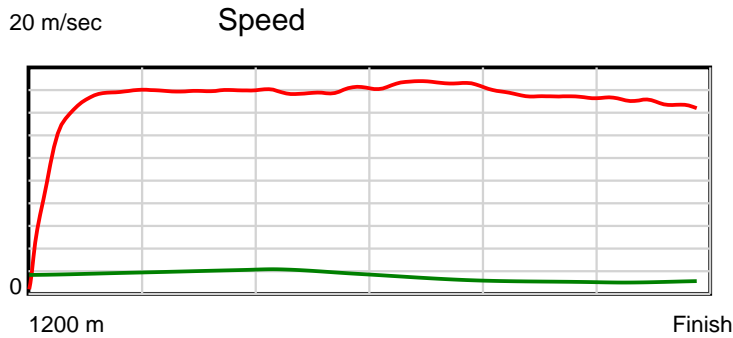
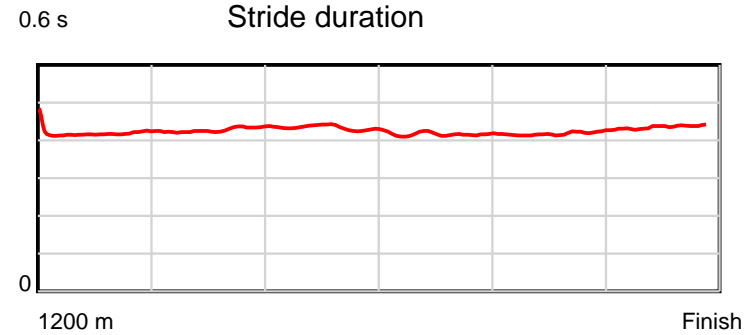
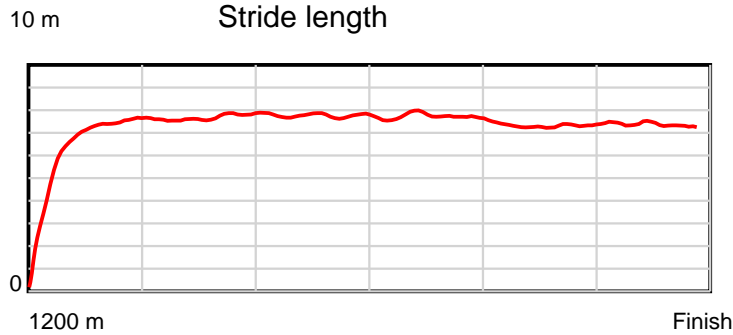
**Disclaimer.**

Tasracing Pty Ltd and Thoroughbred Ratings Pty Ltd accepts no responsibility for the completeness or accuracy of any of the information contained herein, and makes no representations about its suitability for any particular purpose. Users should make their own judgements about those matters and/or seek independent advice. You assume all risks associated with use of the data provided on this page.

# Race Results

October 08, 2014, Race 8, BM82, Distance 1200m, Mowbray - Offset 0m

| Result | TAB no. | Horse (Barrier)              | 1200 to      | 1000m to    | 800m to     | 600m to     | 400m to     | 200m to   | Total or       | Margin |
|--------|---------|------------------------------|--------------|-------------|-------------|-------------|-------------|-----------|----------------|--------|
| 5th    | 3       | <b>Barysh Quest (5)</b>      | <b>1000m</b> | <b>800m</b> | <b>600m</b> | <b>400m</b> | <b>200m</b> | <b>WP</b> | <b>Average</b> |        |
|        |         | Position in running (margin) | -            | 6(4.1)      | 6(4.2)      | 7(2.9)      | 3(1.2)      | 6(3.3)    |                | 3.50   |
|        |         | Sectional time (s)           | 14.58        | 11.08       | 11.23       | 10.70       | 11.56       | 11.68     |                |        |
|        |         | Cumulative time (s)          | 70.84        | 56.26       | 45.18       | 33.94       | 23.24       | 11.68     | 1:10.84        |        |
|        |         | Speed (m/s)                  | 13.72        | 18.05       | 17.81       | 18.69       | 17.30       | 17.12     | 16.94          |        |
|        |         | Stride length (m)            | 5.92         | 7.69        | 7.73        | 7.76        | 7.23        | 7.42      | 7.23           |        |
|        |         | Stride duration (s)          | 0.424        | 0.426       | 0.434       | 0.415       | 0.418       | 0.433     | 0.427          |        |
|        |         | Stride efficiency (%)        | 54.75        | 92.52       | 93.25       | 94.11       | 81.61       | 86.13     | 81.61          |        |
|        |         | Stride count                 | 33.79        | 25.99       | 25.89       | 25.77       | 27.67       | 26.94     | 166.05         |        |



Note: Horizontal distance axis grid lines are 200m furlongs.

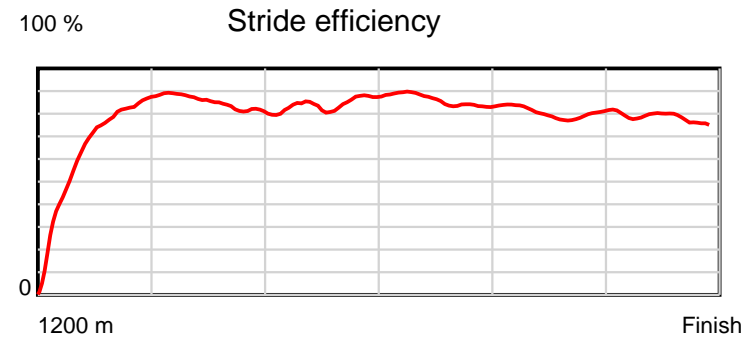
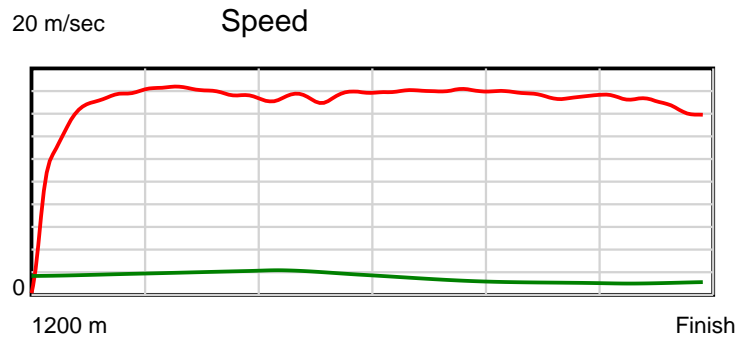
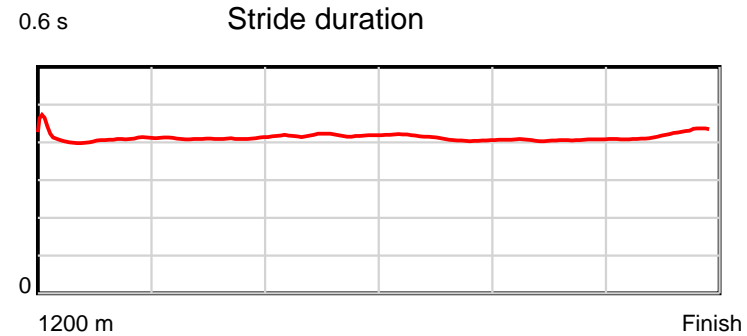
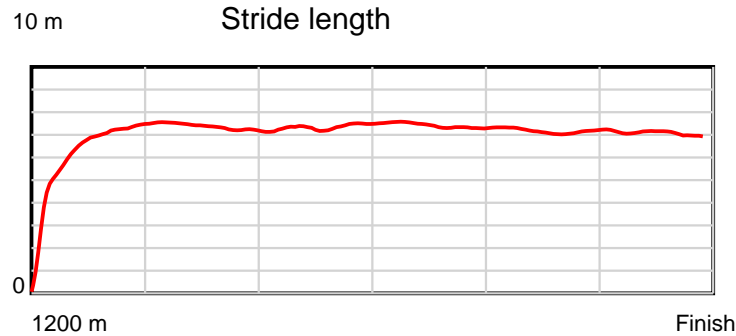
**Disclaimer.**

Tasracing Pty Ltd and Thoroughbred Ratings Pty Ltd accepts no responsibility for the completeness or accuracy of any of the information contained herein, and makes no representations about its suitability for any particular purpose. Users should make their own judgements about those matters and/or seek independent advice. You assume all risks associated with use of the data provided on this page.

# Race Results

October 08, 2014, Race 8, BM82, Distance 1200m, Mowbray - Offset 0m

| Result | TAB no. | Horse (Barrier)              | 1200 to      | 1000m to    | 800m to     | 600m to     | 400m to     | 200m to   | Total or       | Margin |
|--------|---------|------------------------------|--------------|-------------|-------------|-------------|-------------|-----------|----------------|--------|
| 6th    | 4       | <b>Gea Force (3)</b>         | <b>1000m</b> | <b>800m</b> | <b>600m</b> | <b>400m</b> | <b>200m</b> | <b>WP</b> | <b>Average</b> |        |
|        |         | Position in running (margin) | -            | 4(2.5)      | 5(3.8)      | 5(2.7)      | 4(1.8)      | 4(2.1)    |                | 3.60   |
|        |         | Sectional time (s)           | 14.33        | 11.30       | 11.25       | 10.84       | 11.27       | 11.87     |                |        |
|        |         | Cumulative time (s)          | 70.86        | 56.53       | 45.23       | 33.98       | 23.14       | 11.87     | 1:10.86        |        |
|        |         | Speed (m/s)                  | 13.96        | 17.70       | 17.78       | 18.45       | 17.75       | 16.85     | 16.94          |        |
|        |         | Stride length (m)            | 5.85         | 7.26        | 7.43        | 7.59        | 7.21        | 7.10      | 7.02           |        |
|        |         | Stride duration (s)          | 0.413        | 0.410       | 0.418       | 0.411       | 0.406       | 0.421     | 0.415          |        |
|        |         | Stride efficiency (%)        | 53.44        | 82.46       | 86.32       | 89.92       | 81.22       | 78.85     | 77.04          |        |
|        |         | Stride count                 | 34.20        | 27.53       | 26.91       | 26.37       | 27.74       | 28.16     | 170.91         |        |



Note: Horizontal distance axis grid lines are 200m furlongs.

**Disclaimer.**

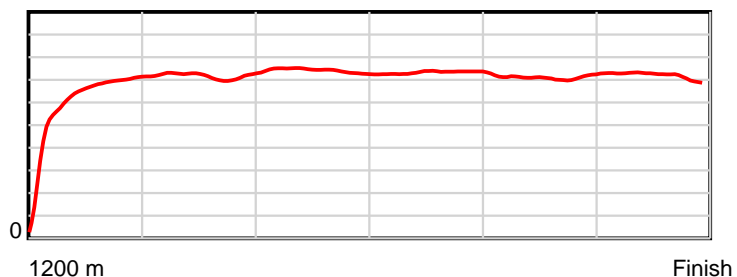
Tasracing Pty Ltd and Thoroughbred Ratings Pty Ltd accepts no responsibility for the completeness or accuracy of any of the information contained herein, and makes no representations about its suitability for any particular purpose. Users should make their own judgements about those matters and/or seek independent advice. You assume all risks associated with use of the data provided on this page.

# Race Results

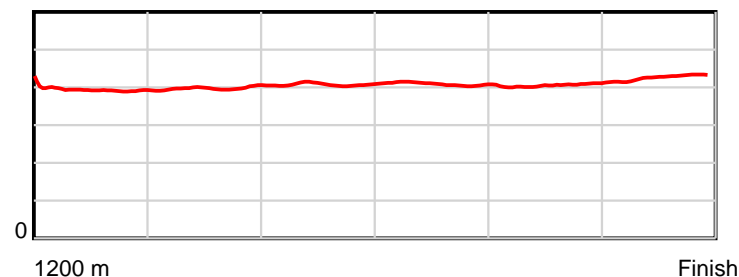
October 08, 2014, Race 8, BM82, Distance 1200m, Mowbray - Offset 0m

| Result | TAB no. | Horse (Barrier)              | 1200 to      | 1000m to    | 800m to     | 600m to     | 400m to     | 200m to   | Total or       | Margin |
|--------|---------|------------------------------|--------------|-------------|-------------|-------------|-------------|-----------|----------------|--------|
| 7th    | 7       | <b>Fashion Label (6)</b>     | <b>1000m</b> | <b>800m</b> | <b>600m</b> | <b>400m</b> | <b>200m</b> | <b>WP</b> | <b>Average</b> |        |
|        |         | Position in running (margin) | -            | 5(3.2)      | 4(2.8)      | 4(2.4)      | 5(2.2)      | 7(3.9)    |                | 3.80   |
|        |         | Sectional time (s)           | 14.27        | 11.01       | 11.38       | 10.95       | 11.51       | 11.77     |                |        |
|        |         | Cumulative time (s)          | 70.89        | 56.62       | 45.61       | 34.23       | 23.28       | 11.77     | 1:10.89        |        |
|        |         | Speed (m/s)                  | 14.01        | 18.17       | 17.57       | 18.26       | 17.38       | 16.99     | 16.93          |        |
|        |         | Stride length (m)            | 5.61         | 7.22        | 7.15        | 7.47        | 7.05        | 7.25      | 6.89           |        |
|        |         | Stride duration (s)          | 0.398        | 0.398       | 0.407       | 0.409       | 0.405       | 0.426     | 0.407          |        |
|        |         | Stride efficiency (%)        | 49.18        | 81.48       | 79.96       | 87.26       | 77.56       | 82.05     | 74.27          |        |
|        |         | Stride count                 | 35.65        | 27.70       | 27.96       | 26.76       | 28.39       | 27.60     | 174.06         |        |

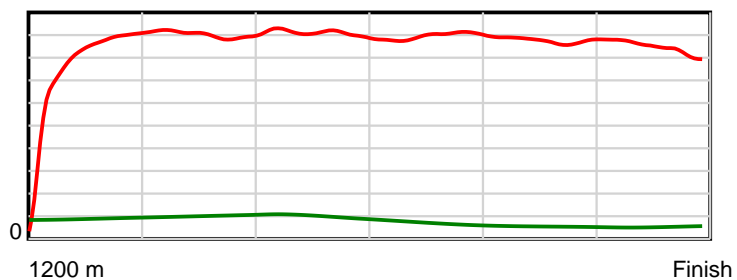
10 m Stride length



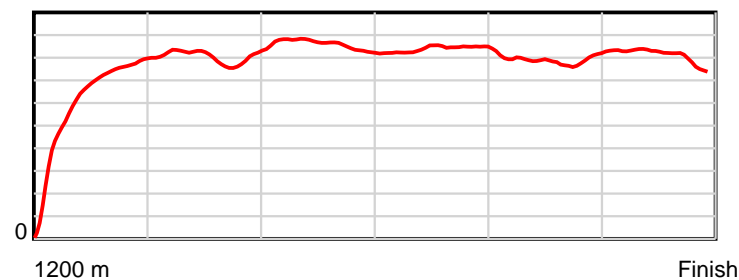
0.6 s Stride duration



20 m/sec Speed



100 % Stride efficiency



Note: Horizontal distance axis grid lines are 200m furlongs.

## Disclaimer.

Tasracing Pty Ltd and Thoroughbred Ratings Pty Ltd accepts no responsibility for the completeness or accuracy of any of the information contained herein, and makes no representations about its suitability for any particular purpose. Users should make their own judgements about those matters and/or seek independent advice. You assume all risks associated with use of the data provided on this page.

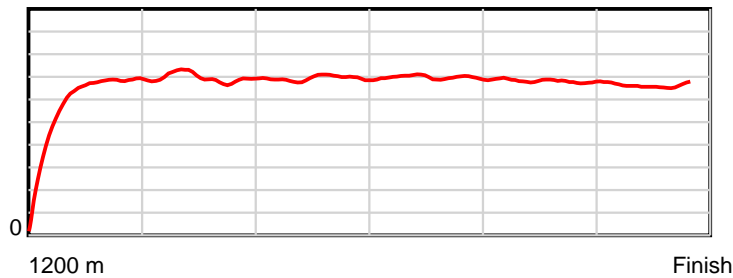


# Race Results

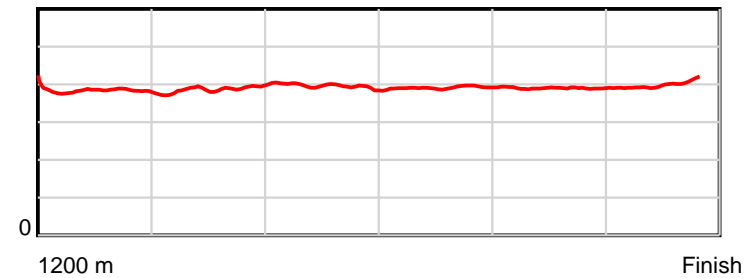
October 08, 2014, Race 8, BM82, Distance 1200m, Mowbray - Offset 0m

| Result | TAB no. | Horse (Barrier)              | 1200 to      | 1000m to    | 800m to     | 600m to     | 400m to     | 200m to   | Total or       | Margin |
|--------|---------|------------------------------|--------------|-------------|-------------|-------------|-------------|-----------|----------------|--------|
| 8th    | 1       | <b>Under the Eiff... (2)</b> | <b>1000m</b> | <b>800m</b> | <b>600m</b> | <b>400m</b> | <b>200m</b> | <b>WP</b> | <b>Average</b> |        |
|        |         | Position in running (margin) | -            | 8(5.5)      | 8(4.9)      | 6(2.7)      | 8(3.0)      | 8(4.6)    |                | 6.60   |
|        |         | Sectional time (s)           | 14.77        | 10.98       | 11.07       | 11.04       | 11.48       | 12.06     |                |        |
|        |         | Cumulative time (s)          | 71.40        | 56.63       | 45.65       | 34.58       | 23.54       | 12.06     | 1:11.40        |        |
|        |         | Speed (m/s)                  | 13.54        | 18.21       | 18.07       | 18.12       | 17.42       | 16.58     | 16.81          |        |
|        |         | Stride length (m)            | 5.31         | 6.99        | 7.19        | 7.05        | 6.80        | 6.61      | 6.59           |        |
|        |         | Stride duration (s)          | 0.390        | 0.384       | 0.398       | 0.389       | 0.390       | 0.398     | 0.392          |        |
|        |         | Stride efficiency (%)        | 44.12        | 76.36       | 80.76       | 77.62       | 72.21       | 68.22     | 67.83          |        |
|        |         | Stride count                 | 37.64        | 28.61       | 27.82       | 28.38       | 29.42       | 30.27     | 182.14         |        |

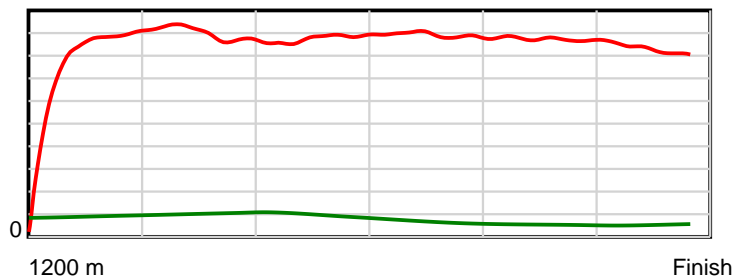
10 m Stride length



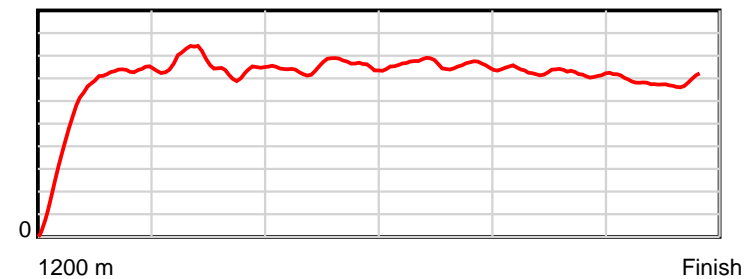
0.6 s Stride duration



20 m/sec Speed



100 % Stride efficiency



Note: Horizontal distance axis grid lines are 200m furlongs.

## Disclaimer.

Tasracing Pty Ltd and Thoroughbred Ratings Pty Ltd accepts no responsibility for the completeness or accuracy of any of the information contained herein, and makes no representations about its suitability for any particular purpose. Users should make their own judgements about those matters and/or seek independent advice. You assume all risks associated with use of the data provided on this page.