



Race Results

Tasmanian Turf Club, Launceston, October 22, 2014

Compilation date: October 27, 2014, 9:39:23 AM (EST)

Copyright © 2014 Tasracing Pty Ltd. All rights reserved.

Trademarks.

StrideMASTER is a registered trademark of Thoroughbred Ratings Pty Ltd.

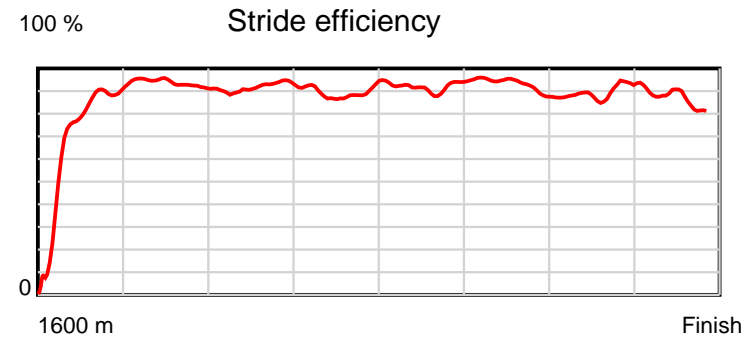
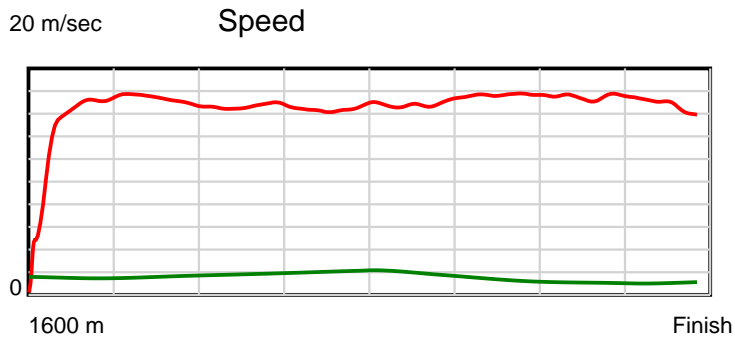
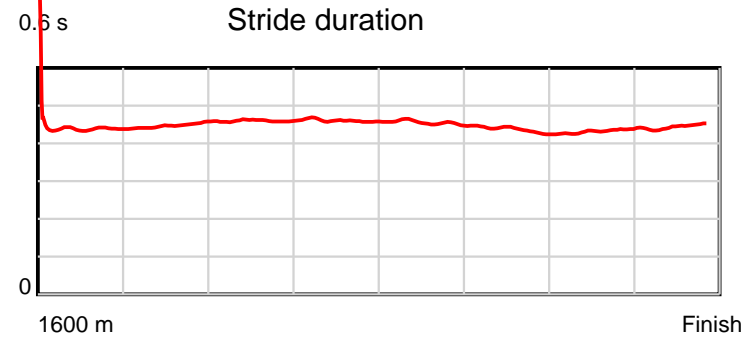
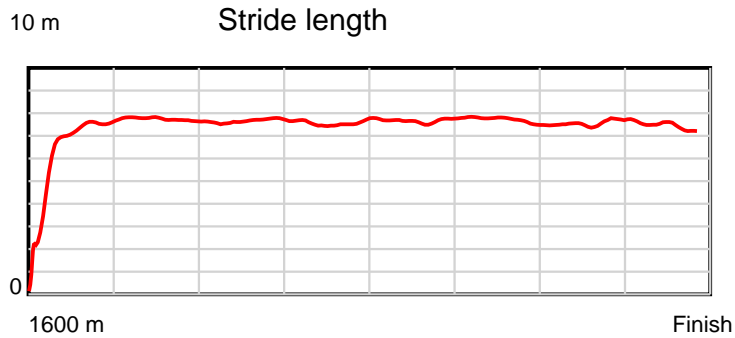
Disclaimer.

Tasracing Pty Ltd and Thoroughbred Ratings Pty Ltd accepts no responsibility for the completeness or accuracy of any of the information contained herein, and makes no representations about its suitability for any particular purpose. Users should make their own judgements about those matters and/or seek independent advice. You assume all risks associated with use of the data provided on this page.

Race Results

October 22, 2014, Race 1, BM62, Distance 1600m, Mowbray - Offset 6m

Result	TAB no.	Horse (Barrier)	1600 to	1400m to	1200m to	1000m to	800m to	600m to	400m to	200m to	Total or	Margin
1st	8	Gee Gees Snowh... (5)	1400m	1200m	1000m	800m	600m	400m	200m	WP	Average	
		Position in running (margin)	-	12(0.0)	9(0.0)	5(0.0)	5(0.0)	6(0.0)	5(0.0)	3(0.0)		0.00
		Sectional time (s)	15.22	11.46	11.76	12.13	12.00	11.03	11.45	11.78		
		Cumulative time (s)	96.83	81.61	70.16	58.40	46.26	34.26	23.23	11.78	1:36.83	
		Speed (m/s)	13.14	17.45	17.01	16.49	16.67	18.13	17.47	16.98	16.52	
		Stride length (m)	5.87	7.80	7.81	7.60	7.59	7.94	7.52	7.55	7.40	
		Stride duration (s)	0.447	0.447	0.459	0.461	0.456	0.438	0.430	0.445	0.448	
		Stride efficiency (%)	53.92	95.01	95.31	90.14	90.03	98.48	88.28	89.06	85.52	
		Stride count	34.05	25.65	25.61	26.33	26.35	25.19	26.61	26.49	216.28	



Note: Horizontal distance axis grid lines are 200m furlongs.

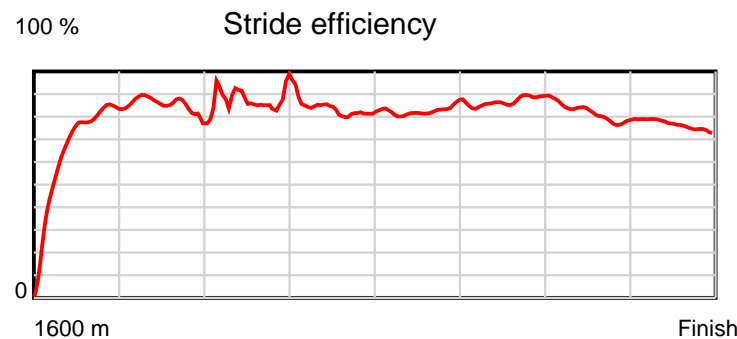
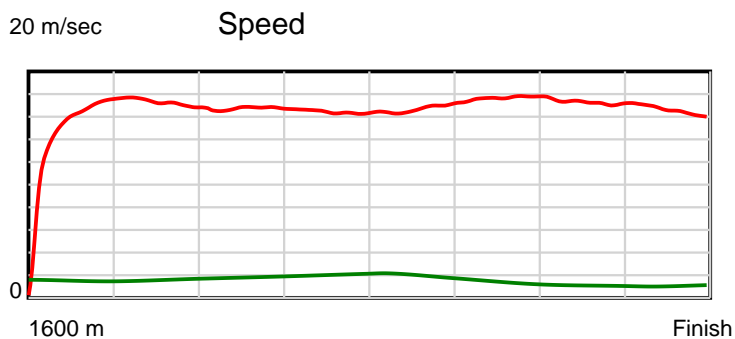
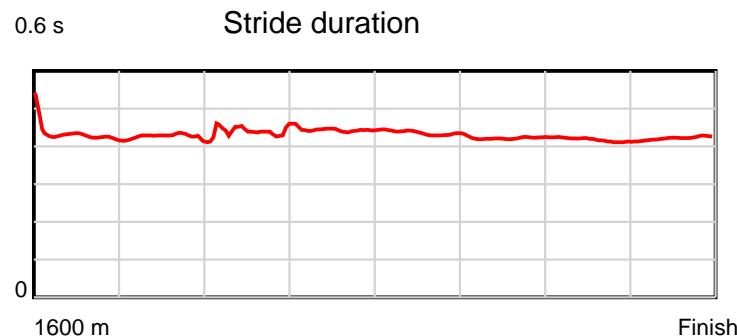
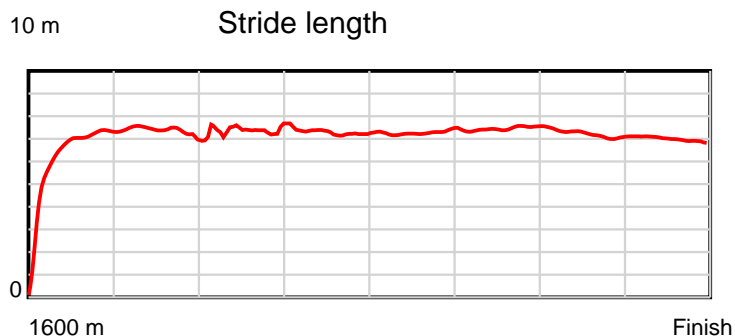
Disclaimer.

Tasracing Pty Ltd and Thoroughbred Ratings Pty Ltd accepts no responsibility for the completeness or accuracy of any of the information contained herein, and makes no representations about its suitability for any particular purpose. Users should make their own judgements about those matters and/or seek independent advice. You assume all risks associated with use of the data provided on this page.

Race Results

October 22, 2014, Race 1, BM62, Distance 1600m, Mowbray - Offset 6m

Result	TAB no.	Horse (Barrier)	1600 to	1400m to	1200m to	1000m to	800m to	600m to	400m to	200m to	Total or	Margin
2nd	2	Mundine (4)	1400m	1200m	1000m	800m	600m	400m	200m	WP	Average	
		Position in running (margin)	-	3(0.0)	3(0.0)	4(0.0)	4(0.0)	3(0.0)	2(0.0)	2(0.0)		2.00
		Sectional time (s)	14.80	11.46	11.97	12.15	11.84	11.19	11.69	12.09		
		Cumulative time (s)	97.19	82.39	70.93	58.96	46.81	34.97	23.78	12.09	1:37.19	
		Speed (m/s)	13.51	17.45	16.71	16.46	16.89	17.87	17.11	16.54	16.46	
		Stride length (m)	5.94	7.29	7.06	7.28	7.36	7.54	7.13	6.99	7.04	
		Stride duration (s)	0.437	0.418	0.423	0.442	0.436	0.422	0.417	0.422	0.428	
		Stride efficiency (%)	55.12	83.14	77.94	82.86	84.72	88.81	79.52	76.25	77.47	
		Stride count	33.67	27.42	28.32	27.47	27.16	26.53	28.04	28.63	227.24	



Note: Horizontal distance axis grid lines are 200m furlongs.

Disclaimer.

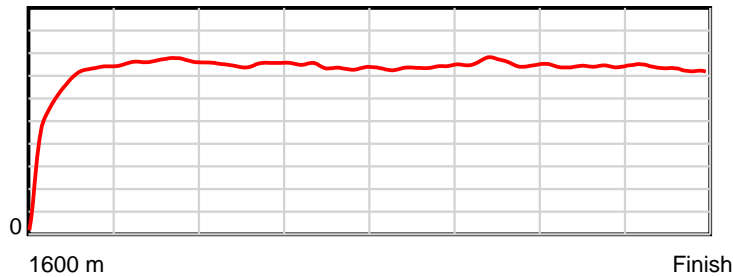
Tasracing Pty Ltd and Thoroughbred Ratings Pty Ltd accepts no responsibility for the completeness or accuracy of any of the information contained herein, and makes no representations about its suitability for any particular purpose. Users should make their own judgements about those matters and/or seek independent advice. You assume all risks associated with use of the data provided on this page.

Race Results

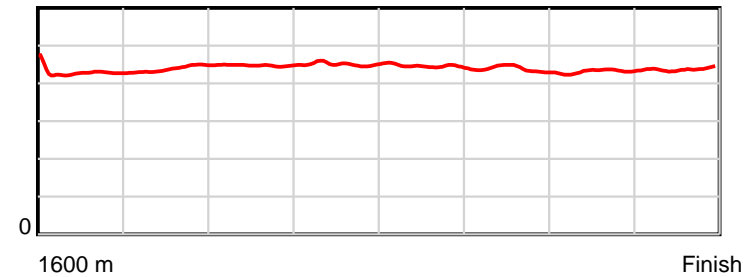
October 22, 2014, Race 1, BM62, Distance 1600m, Mowbray - Offset 6m

Result	TAB no.	Horse (Barrier)	1600 to	1400m to	1200m to	1000m to	800m to	600m to	400m to	200m to	Total or	Margin
3rd	3	Gee Gee's Boss (1)	1400m	1200m	1000m	800m	600m	400m	200m	WP	Average	
		Position in running (margin)	-	6(0.0)	4(0.0)	3(0.0)	3(0.0)	4(0.0)	4(0.0)	4(0.0)		2.20
		Sectional time (s)	15.01	11.37	11.87	12.11	11.93	11.38	11.75	11.81		
		Cumulative time (s)	97.23	82.22	70.85	58.98	46.87	34.94	23.56	11.81	1:37.23	
		Speed (m/s)	13.32	17.59	16.85	16.52	16.76	17.57	17.02	16.93	16.46	
		Stride length (m)	5.85	7.73	7.54	7.45	7.48	7.70	7.34	7.41	7.26	
		Stride duration (s)	0.431	0.440	0.448	0.451	0.446	0.438	0.431	0.438	0.441	
		Stride efficiency (%)	53.49	93.40	88.85	86.62	87.35	92.54	84.19	85.86	82.35	
		Stride count	34.18	25.87	26.52	26.86	26.75	25.99	27.25	26.98	220.40	

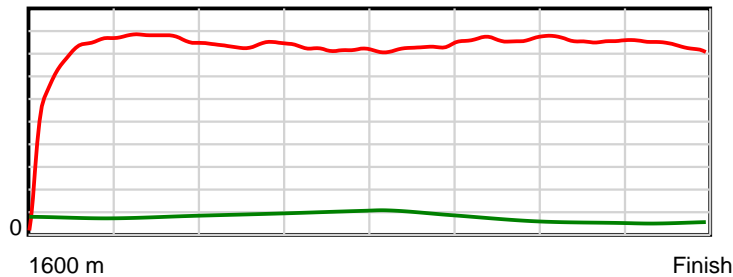
10 m Stride length



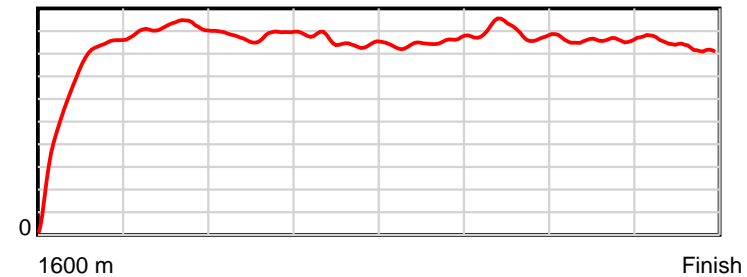
0.6 s Stride duration



20 m/sec Speed



100 % Stride efficiency



Note: Horizontal distance axis grid lines are 200m furlongs.

Disclaimer.

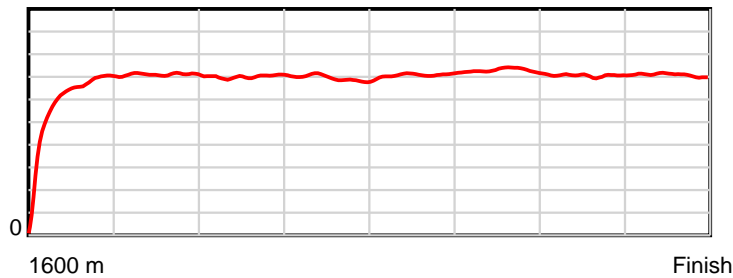
Tasracing Pty Ltd and Thoroughbred Ratings Pty Ltd accepts no responsibility for the completeness or accuracy of any of the information contained herein, and makes no representations about its suitability for any particular purpose. Users should make their own judgements about those matters and/or seek independent advice. You assume all risks associated with use of the data provided on this page.

Race Results

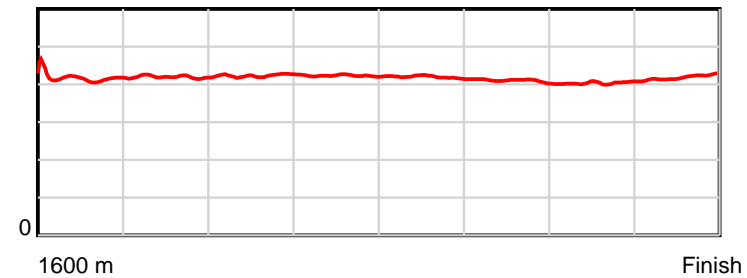
October 22, 2014, Race 1, BM62, Distance 1600m, Mowbray - Offset 6m

Result	TAB no.	Horse (Barrier)	1600 to	1400m to	1200m to	1000m to	800m to	600m to	400m to	200m to	Total or	Margin
4th	7	Topiary (6)	1400m	1200m	1000m	800m	600m	400m	200m	WP	Average	
		Position in running (margin)	-	9(0.0)	8(0.0)	7(0.0)	7(0.0)	7(0.0)	7(0.0)	6(0.0)		3.00
		Sectional time (s)	15.17	11.64	12.02	12.11	11.84	11.13	11.59	11.87		
		Cumulative time (s)	97.38	82.21	70.57	58.54	46.43	34.59	23.47	11.87	1:37.37	
		Speed (m/s)	13.19	17.18	16.64	16.52	16.89	17.97	17.26	16.85	16.43	
		Stride length (m)	5.54	7.21	7.05	6.98	7.09	7.37	6.96	7.07	6.86	
		Stride duration (s)	0.416	0.420	0.424	0.423	0.420	0.410	0.403	0.420	0.417	
		Stride efficiency (%)	47.88	81.33	77.62	76.18	78.49	84.84	75.68	78.06	73.51	
		Stride count	36.13	27.72	28.38	28.65	28.22	27.14	28.74	28.30	233.28	

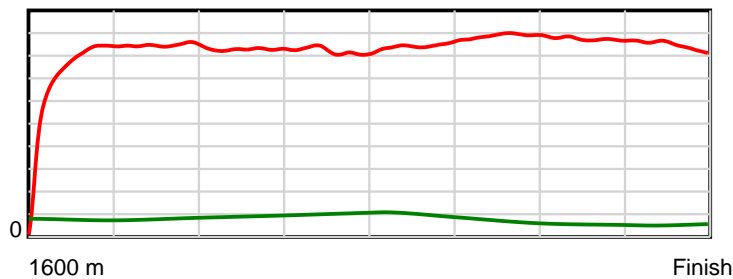
10 m Stride length



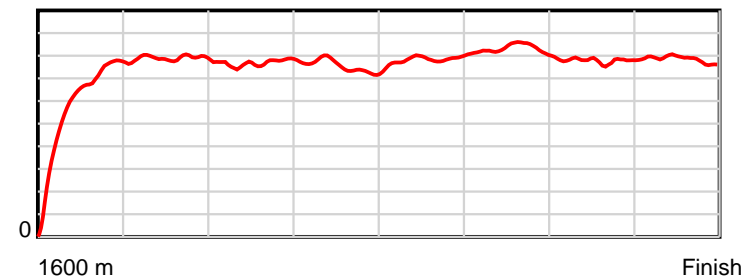
0.6 s Stride duration



20 m/sec Speed



100 % Stride efficiency



Note: Horizontal distance axis grid lines are 200m furlongs.

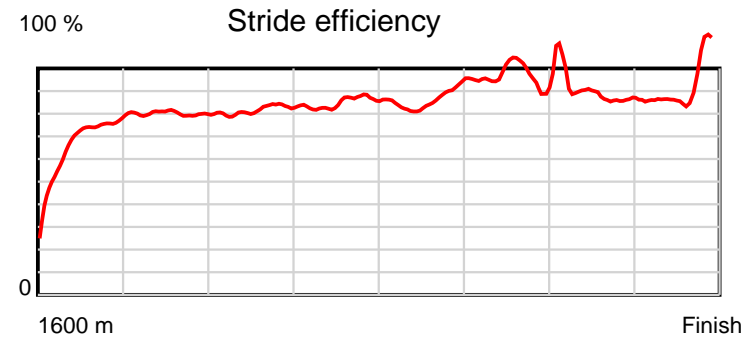
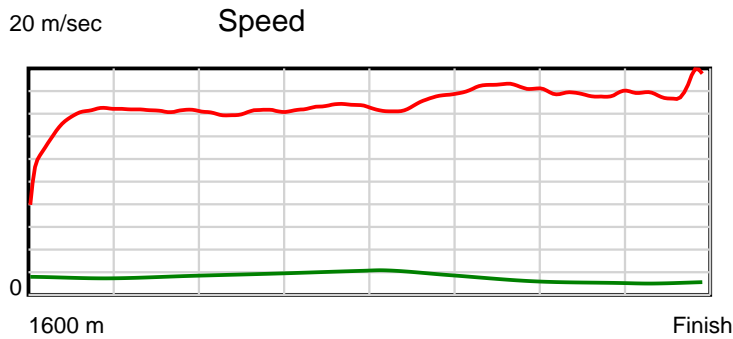
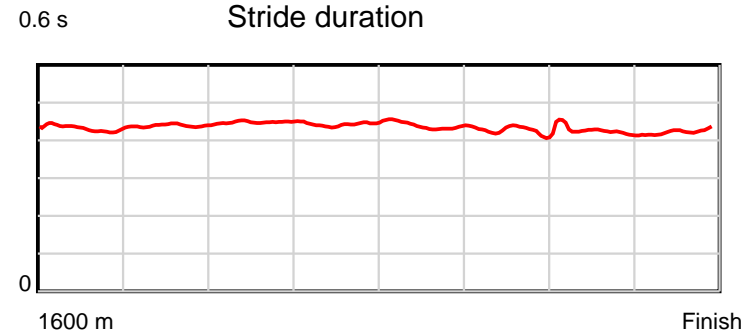
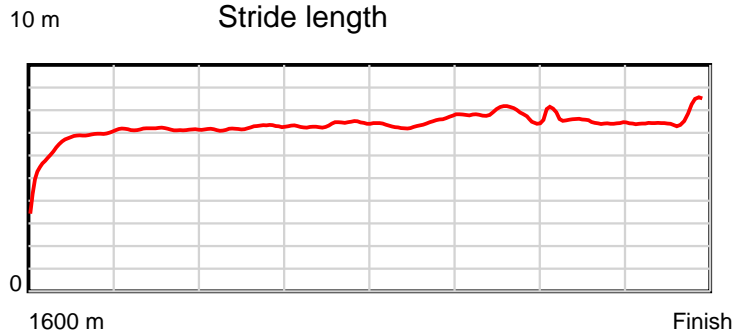
Disclaimer.

Tasracing Pty Ltd and Thoroughbred Ratings Pty Ltd accepts no responsibility for the completeness or accuracy of any of the information contained herein, and makes no representations about its suitability for any particular purpose. Users should make their own judgements about those matters and/or seek independent advice. You assume all risks associated with use of the data provided on this page.

Race Results

October 22, 2014, Race 1, BM62, Distance 1600m, Mowbray - Offset 6m

Result	TAB no.	Horse (Barrier)	1600 to	1400m to	1200m to	1000m to	800m to	600m to	400m to	200m to	Total or	Margin
5th	11	Cielo Duro (13)	1400m	1200m	1000m	800m	600m	400m	200m	WP	Average	
		Position in running (margin)	-	13(0.0)	13(0.0)	13(0.0)	13(0.0)	13(0.0)	13(0.0)	13(0.0)		3.40
		Sectional time (s)	16.92	11.27	11.88	11.90	11.85	10.81	11.63	11.20		
		Cumulative time (s)	97.45	80.53	69.26	57.38	45.48	33.63	22.83	11.20	1:37.45	
		Speed (m/s)	11.82	17.75	16.84	16.81	16.88	18.50	17.20	17.86	16.42	
		Stride length (m)	5.29	7.79	7.54	7.44	7.43	7.85	7.25	7.57	7.17	
		Stride duration (s)	0.440	0.439	0.448	0.443	0.440	0.424	0.422	0.424	0.437	
		Stride efficiency (%)	43.79	94.76	88.78	86.50	86.29	96.32	82.16	89.65	80.28	
		Stride count	37.78	25.68	26.53	26.88	26.91	25.47	27.58	26.40	223.23	



Note: Horizontal distance axis grid lines are 200m furlongs.

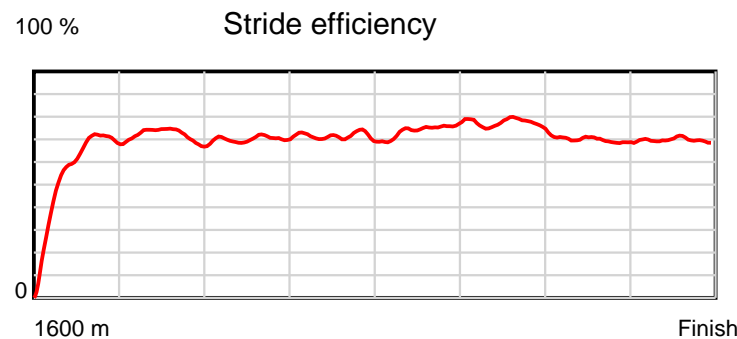
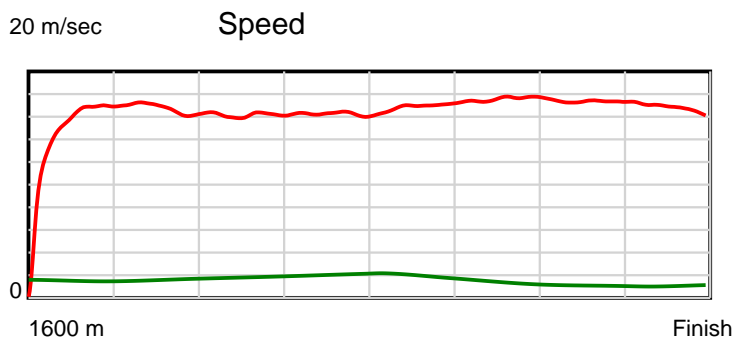
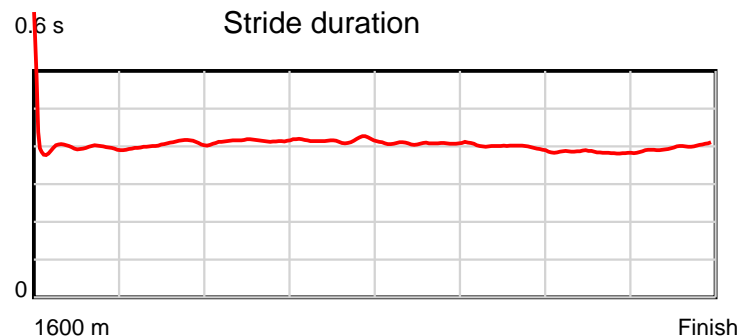
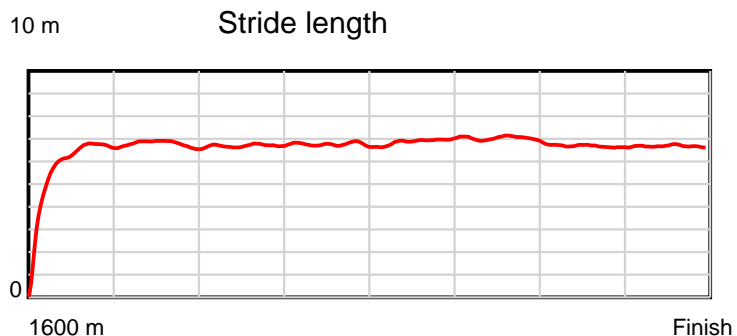
Disclaimer.

Tasracing Pty Ltd and Thoroughbred Ratings Pty Ltd accepts no responsibility for the completeness or accuracy of any of the information contained herein, and makes no representations about its suitability for any particular purpose. Users should make their own judgements about those matters and/or seek independent advice. You assume all risks associated with use of the data provided on this page.

Race Results

October 22, 2014, Race 1, BM62, Distance 1600m, Mowbray - Offset 6m

Result	TAB no.	Horse (Barrier)	1600 to	1400m to	1200m to	1000m to	800m to	600m to	400m to	200m to	Total or	Margin
6th	6	Gee Gee Miss B... (9)	1400m	1200m	1000m	800m	600m	400m	200m	WP	Average	
		Position in running (margin)	-	7(0.0)	7(0.0)	8(0.0)	11(0.0)	11(0.0)	11(0.0)	11(0.0)		4.40
		Sectional time (s)	14.90	11.77	12.26	12.27	11.80	11.13	11.66	11.86		
		Cumulative time (s)	97.64	82.74	70.98	58.71	46.45	34.65	23.52	11.86	1:37.64	
		Speed (m/s)	13.43	16.99	16.31	16.30	16.95	17.97	17.15	16.86	16.39	
		Stride length (m)	5.50	6.89	6.76	6.78	6.91	7.19	6.58	6.71	6.63	
		Stride duration (s)	0.411	0.405	0.414	0.416	0.408	0.400	0.384	0.398	0.404	
		Stride efficiency (%)	47.26	74.14	71.41	71.75	74.62	80.84	67.71	70.30	68.61	
		Stride count	36.37	29.04	29.59	29.51	28.94	27.81	30.38	29.82	241.46	



Note: Horizontal distance axis grid lines are 200m furlongs.

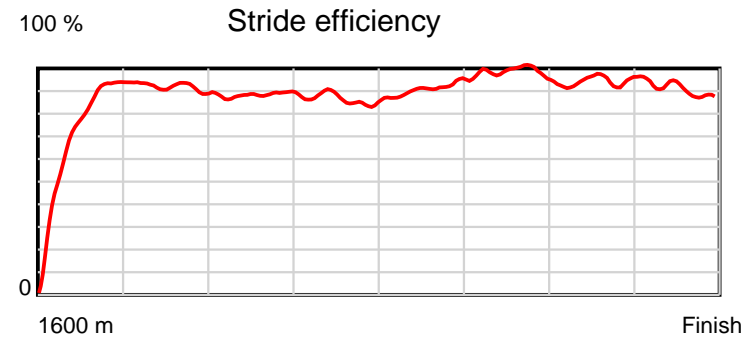
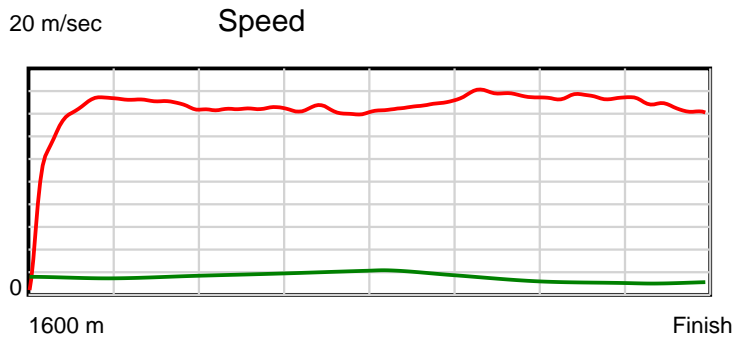
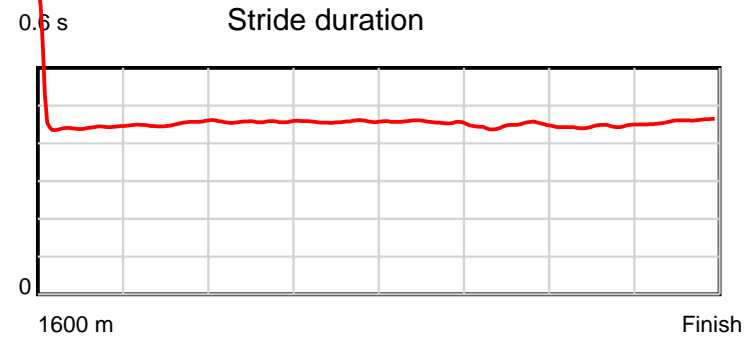
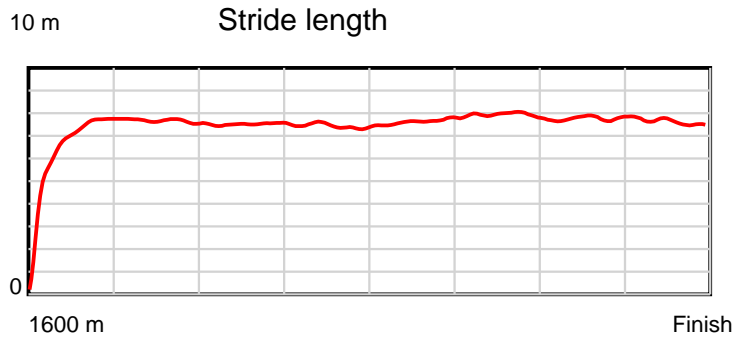
Disclaimer.

Tasracing Pty Ltd and Thoroughbred Ratings Pty Ltd accepts no responsibility for the completeness or accuracy of any of the information contained herein, and makes no representations about its suitability for any particular purpose. Users should make their own judgements about those matters and/or seek independent advice. You assume all risks associated with use of the data provided on this page.

Race Results

October 22, 2014, Race 1, BM62, Distance 1600m, Mowbray - Offset 6m

Result	TAB no.	Horse (Barrier)	1600 to	1400m to	1200m to	1000m to	800m to	600m to	400m to	200m to	Total or	Margin
7th	12	Esca (2)	1400m	1200m	1000m	800m	600m	400m	200m	WP	Average	
		Position in running (margin)	-	4(0.0)	5(0.0)	6(0.0)	6(0.0)	5(0.0)	6(0.0)	5(0.0)		4.70
		Sectional time (s)	14.97	11.77	12.15	12.15	11.71	11.19	11.62	12.14		
		Cumulative time (s)	97.69	82.72	70.96	58.80	46.66	34.95	23.76	12.14	1:37.69	
		Speed (m/s)	13.36	16.99	16.46	16.46	17.08	17.87	17.21	16.47	16.38	
		Stride length (m)	6.33	7.68	7.52	7.54	7.79	8.00	7.65	7.56	7.47	
		Stride duration (s)	0.465	0.452	0.457	0.458	0.456	0.447	0.444	0.459	0.456	
		Stride efficiency (%)	62.54	92.28	88.49	88.78	94.77	99.95	91.45	89.23	87.30	
		Stride count	31.62	26.03	26.58	26.53	25.68	25.01	26.14	26.47	214.06	



Note: Horizontal distance axis grid lines are 200m furlongs.

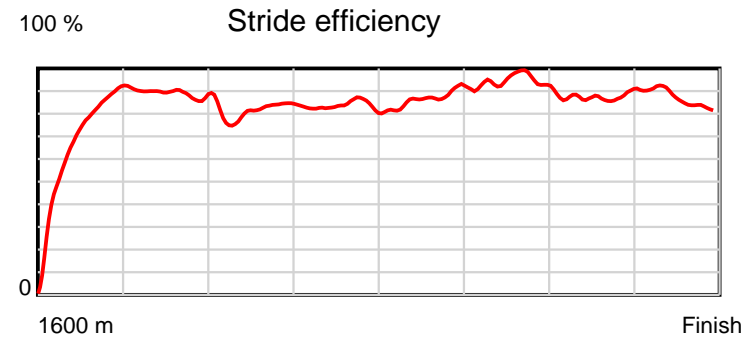
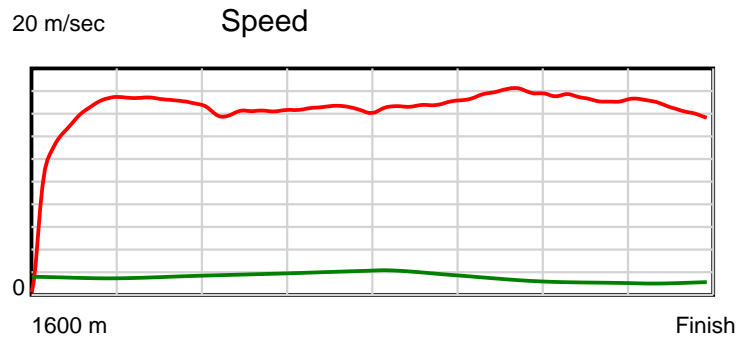
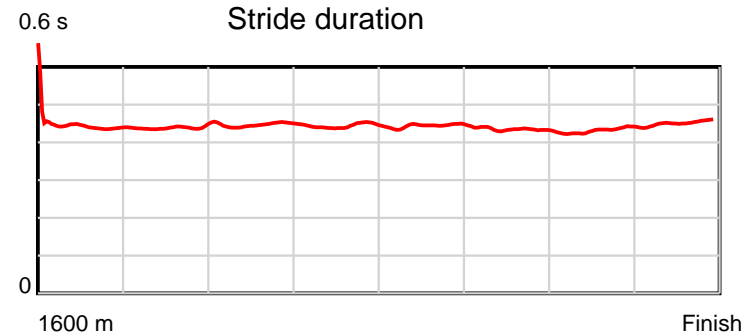
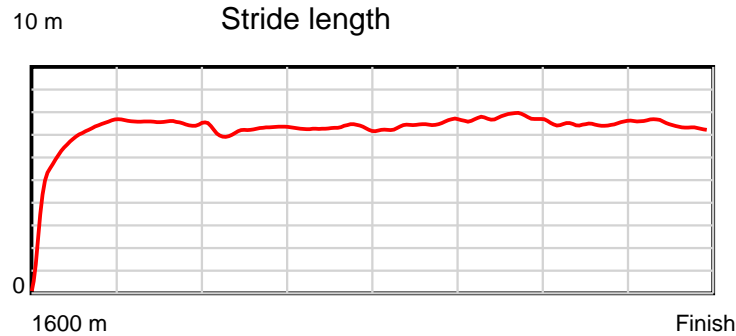
Disclaimer.

Tasracing Pty Ltd and Thoroughbred Ratings Pty Ltd accepts no responsibility for the completeness or accuracy of any of the information contained herein, and makes no representations about its suitability for any particular purpose. Users should make their own judgements about those matters and/or seek independent advice. You assume all risks associated with use of the data provided on this page.

Race Results

October 22, 2014, Race 1, BM62, Distance 1600m, Mowbray - Offset 6m

Result	TAB no.	Horse (Barrier)	1600 to	1400m to	1200m to	1000m to	800m to	600m to	400m to	200m to	Total or	Margin
8th	1	Kirkson (8)	1400m	1200m	1000m	800m	600m	400m	200m	WP	Average	
		Position in running (margin)	-	10(0.0)	6(0.0)	10(0.0)	8(0.0)	8(0.0)	8(0.0)	7(0.0)		5.70
		Sectional time (s)	15.37	11.52	12.34	11.91	11.80	11.12	11.63	12.18		
		Cumulative time (s)	97.88	82.51	70.99	58.65	46.73	34.93	23.81	12.18	1:37.87	
		Speed (m/s)	13.02	17.36	16.21	16.79	16.95	17.99	17.20	16.42	16.35	
		Stride length (m)	5.91	7.63	7.23	7.45	7.52	7.81	7.42	7.43	7.25	
		Stride duration (s)	0.446	0.440	0.446	0.444	0.444	0.435	0.431	0.453	0.444	
		Stride efficiency (%)	54.60	91.04	81.72	86.67	88.44	95.43	86.03	86.32	82.20	
		Stride count	33.84	26.20	27.66	26.86	26.59	25.59	26.95	26.91	220.60	



Note: Horizontal distance axis grid lines are 200m furlongs.

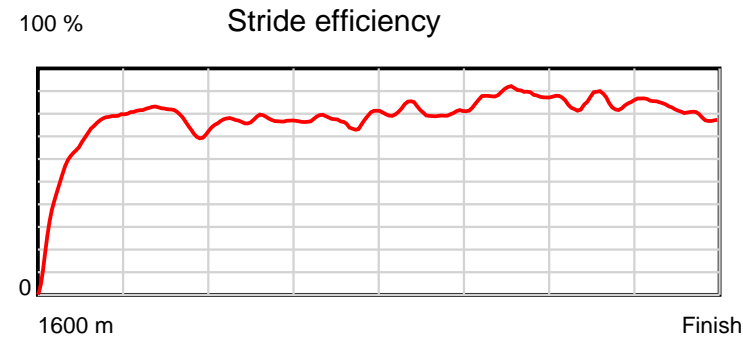
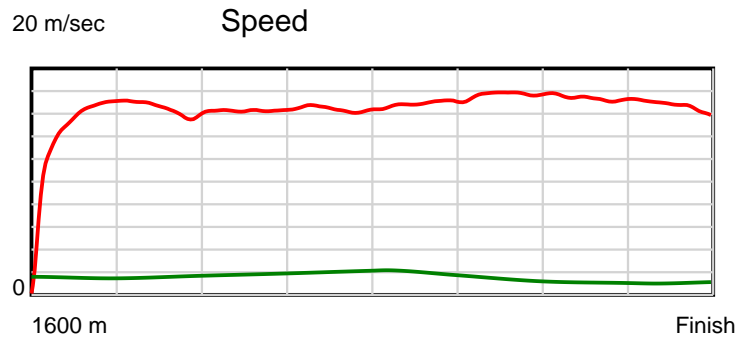
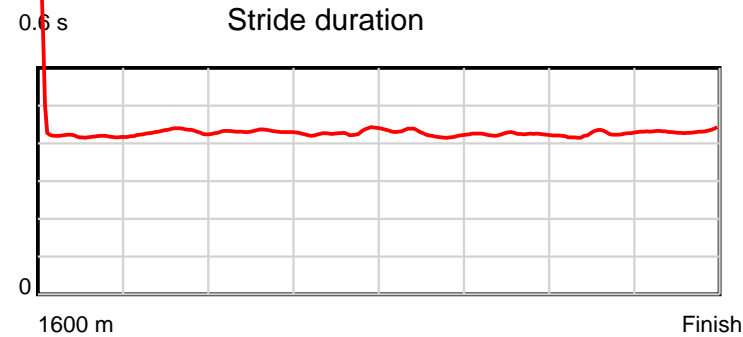
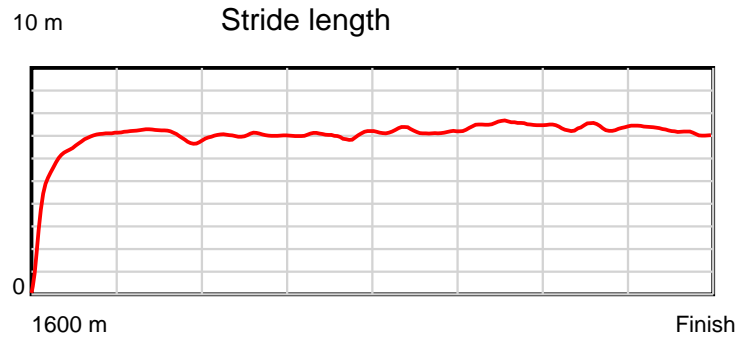
Disclaimer.

Tasracing Pty Ltd and Thoroughbred Ratings Pty Ltd accepts no responsibility for the completeness or accuracy of any of the information contained herein, and makes no representations about its suitability for any particular purpose. Users should make their own judgements about those matters and/or seek independent advice. You assume all risks associated with use of the data provided on this page.

Race Results

October 22, 2014, Race 1, BM62, Distance 1600m, Mowbray - Offset 6m

Result	TAB no.	Horse (Barrier)	1600 to	1400m to	1200m to	1000m to	800m to	600m to	400m to	200m to	Total or	Margin
9th	4	Sister Quest (10)	1400m	1200m	1000m	800m	600m	400m	200m	WP	Average	
		Position in running (margin)	-	5(0.0)	11(0.0)	11(0.0)	10(0.0)	10(0.0)	9(0.0)	10(0.0)		6.10
		Sectional time (s)	15.03	12.13	12.22	12.09	11.70	11.10	11.66	12.01		
		Cumulative time (s)	97.95	82.92	70.79	58.56	46.47	34.77	23.67	12.01	1:37.95	
		Speed (m/s)	13.31	16.49	16.37	16.54	17.09	18.02	17.15	16.65	16.33	
		Stride length (m)	5.94	7.09	7.06	7.09	7.26	7.65	7.24	7.21	7.03	
		Stride duration (s)	0.441	0.430	0.432	0.429	0.425	0.424	0.423	0.433	0.431	
		Stride efficiency (%)	55.09	78.49	77.99	78.58	82.35	91.39	82.02	81.30	77.33	
		Stride count	33.68	28.22	28.31	28.20	27.55	26.15	27.61	27.73	227.45	



Note: Horizontal distance axis grid lines are 200m furlongs.

Disclaimer.

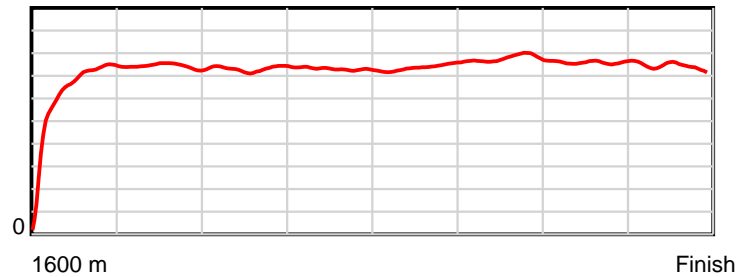
Tasracing Pty Ltd and Thoroughbred Ratings Pty Ltd accepts no responsibility for the completeness or accuracy of any of the information contained herein, and makes no representations about its suitability for any particular purpose. Users should make their own judgements about those matters and/or seek independent advice. You assume all risks associated with use of the data provided on this page.

Race Results

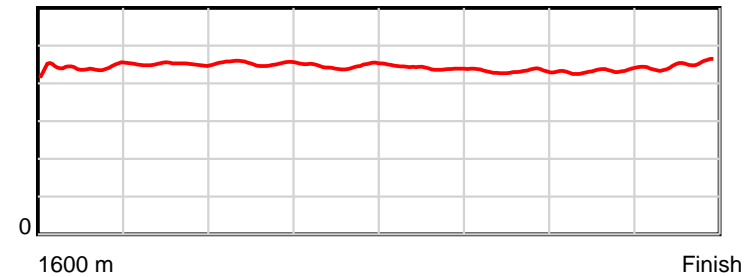
October 22, 2014, Race 1, BM62, Distance 1600m, Mowbray - Offset 6m

Result	TAB no.	Horse (Barrier)	1600 to	1400m to	1200m to	1000m to	800m to	600m to	400m to	200m to	Total or	Margin
10th	13	Sting'em (12)	1400m	1200m	1000m	800m	600m	400m	200m	WP	Average	
		Position in running (margin)	-	11(0.0)	12(0.0)	12(0.0)	12(0.0)	12(0.0)	12(0.0)	9(0.0)		6.50
		Sectional time (s)	15.50	11.91	12.35	11.99	11.80	11.00	11.39	12.08		
		Cumulative time (s)	98.02	82.52	70.61	58.26	46.28	34.47	23.47	12.08	1:38.01	
		Speed (m/s)	12.90	16.79	16.19	16.68	16.95	18.18	17.56	16.56	16.32	
		Stride length (m)	5.82	7.57	7.34	7.44	7.47	7.86	7.59	7.45	7.26	
		Stride duration (s)	0.439	0.450	0.453	0.446	0.441	0.432	0.433	0.450	0.445	
		Stride efficiency (%)	52.95	89.44	84.30	86.56	87.23	96.52	90.13	86.70	82.42	
		Stride count	34.36	26.44	27.23	26.87	26.77	25.45	26.34	26.85	220.31	

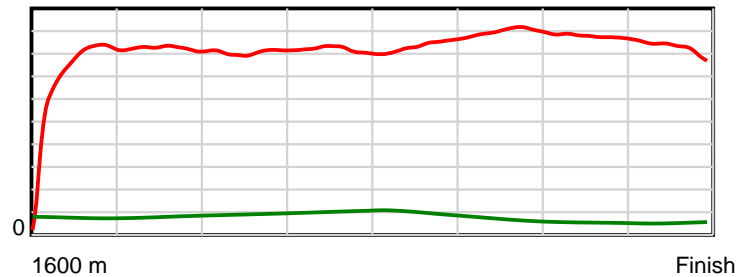
10 m Stride length



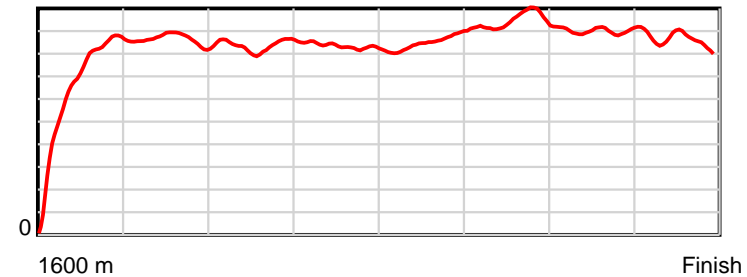
0.6 s Stride duration



20 m/sec Speed



100 % Stride efficiency



Note: Horizontal distance axis grid lines are 200m furlongs.

Disclaimer.

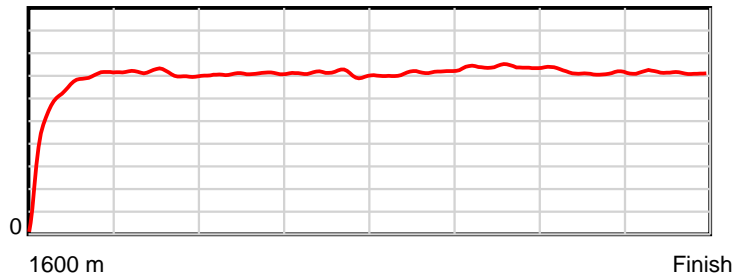
Tasracing Pty Ltd and Thoroughbred Ratings Pty Ltd accepts no responsibility for the completeness or accuracy of any of the information contained herein, and makes no representations about its suitability for any particular purpose. Users should make their own judgements about those matters and/or seek independent advice. You assume all risks associated with use of the data provided on this page.

Race Results

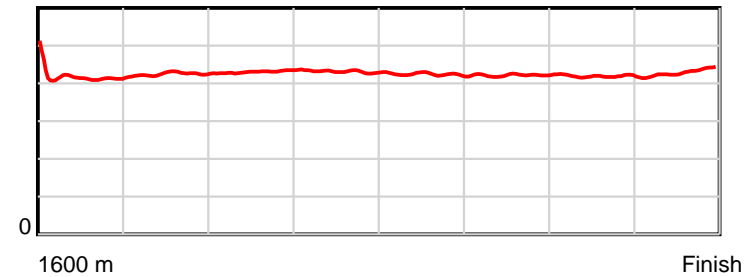
October 22, 2014, Race 1, BM62, Distance 1600m, Mowbray - Offset 6m

Result	TAB no.	Horse (Barrier)	1600 to	1400m to	1200m to	1000m to	800m to	600m to	400m to	200m to	Total or	Margin
11th	9	Symbol of Free... (11)	1400m	1200m	1000m	800m	600m	400m	200m	WP	Average	
		Position in running (margin)	-	8(0.0)	10(0.0)	9(0.0)	9(0.0)	9(0.0)	10(0.0)	12(0.0)		6.70
		Sectional time (s)	15.14	11.87	12.12	12.10	11.76	11.20	11.82	12.04		
		Cumulative time (s)	98.06	82.92	71.05	58.93	46.83	35.07	23.87	12.04	1:38.06	
		Speed (m/s)	13.21	16.85	16.50	16.53	17.01	17.86	16.92	16.61	16.32	
		Stride length (m)	5.57	7.16	7.11	7.12	7.20	7.53	7.09	7.15	6.94	
		Stride duration (s)	0.414	0.425	0.431	0.431	0.423	0.422	0.419	0.431	0.425	
		Stride efficiency (%)	48.56	80.08	78.98	79.28	80.98	88.58	78.64	79.89	75.27	
		Stride count	35.88	27.94	28.13	28.08	27.78	26.56	28.19	27.97	230.53	

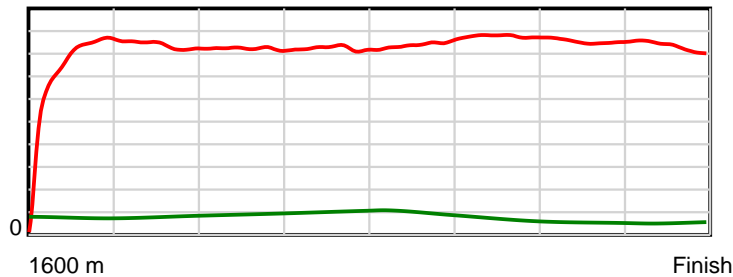
10 m Stride length



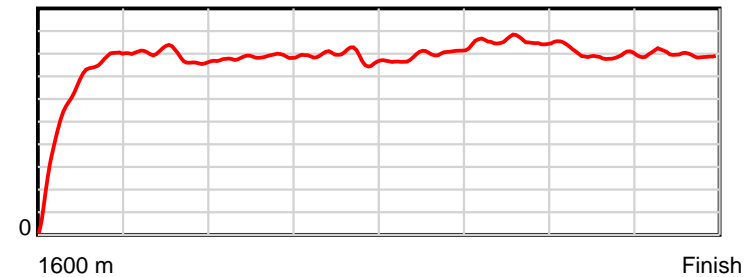
0.6 s Stride duration



20 m/sec Speed



100 % Stride efficiency



Note: Horizontal distance axis grid lines are 200m furlongs.

Disclaimer.

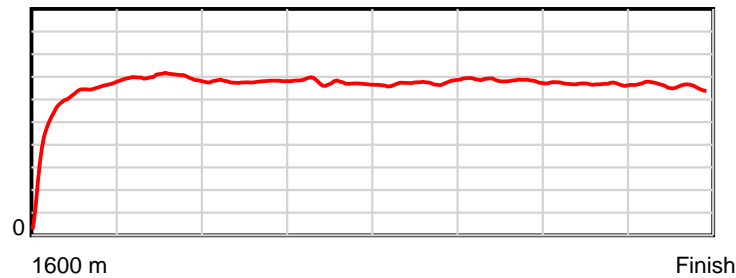
Tasracing Pty Ltd and Thoroughbred Ratings Pty Ltd accepts no responsibility for the completeness or accuracy of any of the information contained herein, and makes no representations about its suitability for any particular purpose. Users should make their own judgements about those matters and/or seek independent advice. You assume all risks associated with use of the data provided on this page.

Race Results

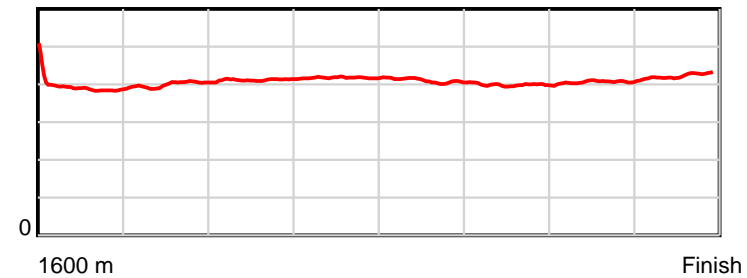
October 22, 2014, Race 1, BM62, Distance 1600m, Mowbray - Offset 6m

Result	TAB no.	Horse (Barrier)	1600 to	1400m to	1200m to	1000m to	800m to	600m to	400m to	200m to	Total or	Margin
12th	10	Reach the Moon (3)	1400m	1200m	1000m	800m	600m	400m	200m	WP	Average	
		Position in running (margin)	-	2(0.0)	2(0.0)	2(0.0)	2(0.0)	2(0.0)	3(0.0)	8(0.0)		8.70
		Sectional time (s)	14.58	11.33	11.95	12.15	11.99	11.43	12.11	12.89		
		Cumulative time (s)	98.44	83.86	72.53	60.58	48.43	36.44	25.01	12.89	1:38.44	
		Speed (m/s)	13.72	17.65	16.74	16.46	16.68	17.50	16.52	15.52	16.25	
		Stride length (m)	5.45	7.05	6.89	6.87	6.83	6.98	6.68	6.56	6.62	
		Stride duration (s)	0.400	0.399	0.412	0.417	0.410	0.399	0.405	0.423	0.407	
		Stride efficiency (%)	46.44	77.60	74.08	73.70	72.96	76.06	69.76	67.17	68.52	
		Stride count	36.69	28.38	29.05	29.12	29.27	28.67	29.93	30.51	241.62	

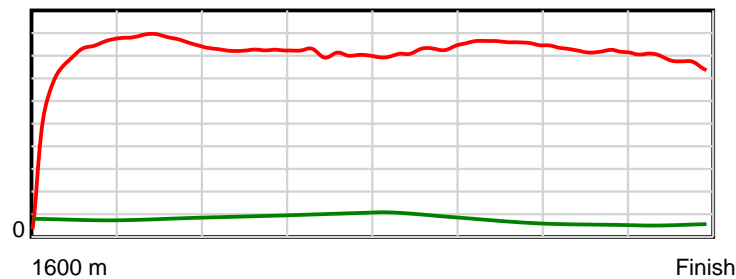
10 m Stride length



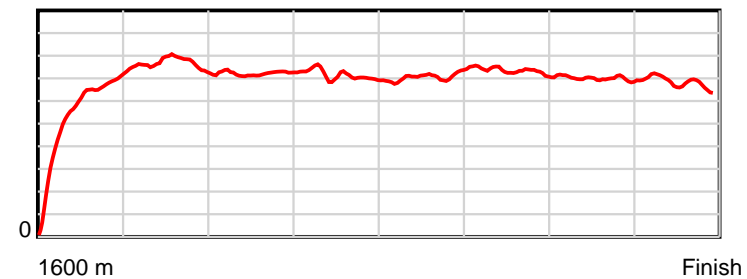
0.6 s Stride duration



20 m/sec Speed



100 % Stride efficiency



Note: Horizontal distance axis grid lines are 200m furlongs.

Disclaimer.

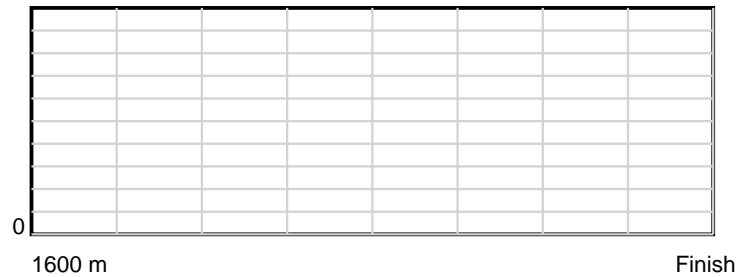
Tasracing Pty Ltd and Thoroughbred Ratings Pty Ltd accepts no responsibility for the completeness or accuracy of any of the information contained herein, and makes no representations about its suitability for any particular purpose. Users should make their own judgements about those matters and/or seek independent advice. You assume all risks associated with use of the data provided on this page.

Race Results


October 22, 2014, Race 1, BM62, Distance 1600m, Mowbray - Offset 6m

Result	TAB no.	Horse (Barrier)	1600 to	1400m to	1200m to	1000m to	800m to	600m to	400m to	200m to	Total or	Margin
13th	5	Mister Baldock (7)	WP	Average								
		Position in running (margin)		9.20								
		Sectional time (s)										
		Cumulative time (s)	1:38.53									
		Speed (m/s)	16.24									
		Stride length (m)	nan									
		Stride duration (s)	nan									
		Stride efficiency (%)	nan									
		Stride count	0.00									

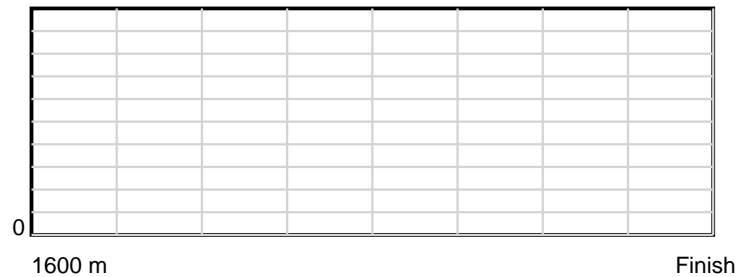
10 m Stride length



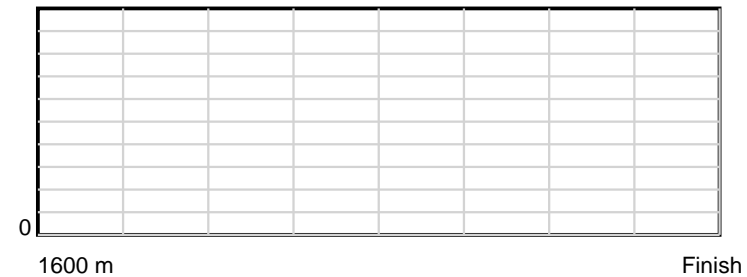
0.6 s Stride duration



20 m/sec Speed



100 % Stride efficiency



Note: Horizontal distance axis grid lines are 200m furlongs.

Disclaimer.

Tasracing Pty Ltd and Thoroughbred Ratings Pty Ltd accepts no responsibility for the completeness or accuracy of any of the information contained herein, and makes no representations about its suitability for any particular purpose. Users should make their own judgements about those matters and/or seek independent advice. You assume all risks associated with use of the data provided on this page.