



Race Results

Tasmanian Turf Club, Launceston, October 22, 2014

Compilation date: October 27, 2014, 9:44:53 AM (EST)

Copyright © 2014 Tasracing Pty Ltd. All rights reserved.

Trademarks.

StrideMASTER is a registered trademark of Thoroughbred Ratings Pty Ltd.

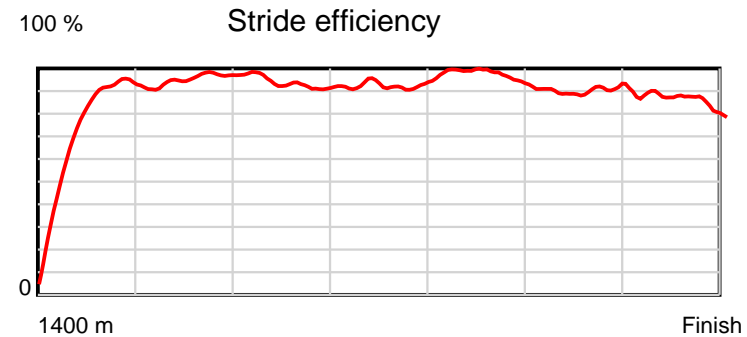
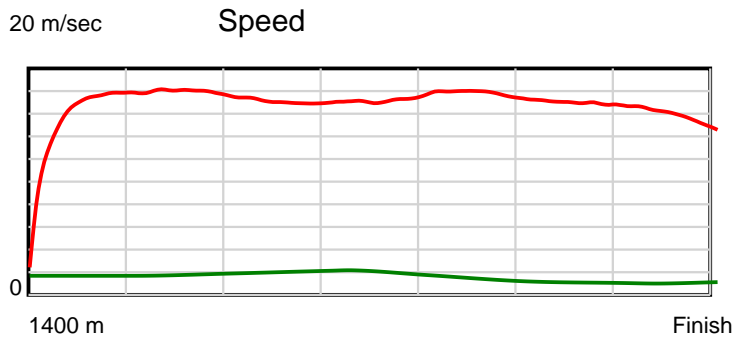
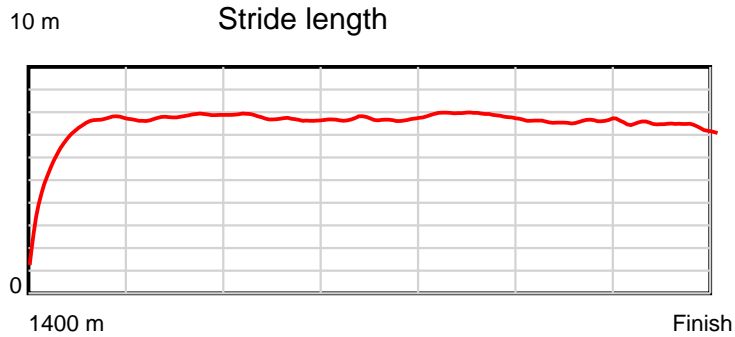
Disclaimer.

Tasracing Pty Ltd and Thoroughbred Ratings Pty Ltd accepts no responsibility for the completeness or accuracy of any of the information contained herein, and makes no representations about its suitability for any particular purpose. Users should make their own judgements about those matters and/or seek independent advice. You assume all risks associated with use of the data provided on this page.

Race Results

October 22, 2014, Race 3, MDN-SW, Distance 1400m, Mowbray - Offset 6m

Result	TAB no.	Horse (Barrier)	1400 to	1200m to	1000m to	800m to	600m to	400m to	200m to	Total or	Margin
1st	2	Mygreyhorse (6)	1200m	1000m	800m	600m	400m	200m	WP	Average	
		Position in running (margin)	-	1(0.0)	1(0.0)	1(0.0)	1(0.0)	1(0.0)	1(0.0)		0.00
		Sectional time (s)	14.63	11.08	11.66	11.82	11.39	12.06	13.00		
		Cumulative time (s)	85.65	71.02	59.94	48.27	36.45	25.07	13.00	1:25.65	
		Speed (m/s)	13.67	18.05	17.15	16.92	17.56	16.58	15.38	16.35	
		Stride length (m)	5.96	7.85	7.76	7.57	7.76	7.40	7.24	7.31	
		Stride duration (s)	0.436	0.435	0.453	0.447	0.442	0.446	0.471	0.447	
		Stride efficiency (%)	55.56	96.35	94.13	89.54	94.03	85.61	82.01	83.42	
		Stride count	33.54	25.47	25.77	26.42	25.78	27.02	27.61	191.61	



Note: Horizontal distance axis grid lines are 200m furlongs.

Disclaimer.

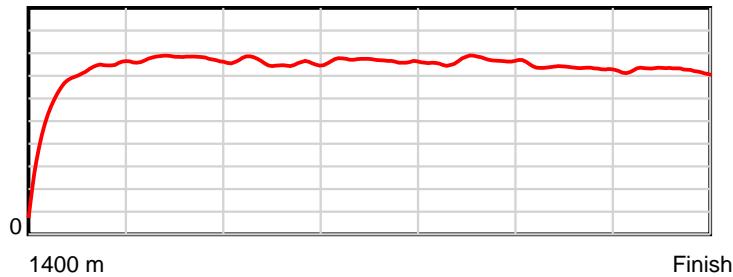
Tasracing Pty Ltd and Thoroughbred Ratings Pty Ltd accepts no responsibility for the completeness or accuracy of any of the information contained herein, and makes no representations about its suitability for any particular purpose. Users should make their own judgements about those matters and/or seek independent advice. You assume all risks associated with use of the data provided on this page.

Race Results

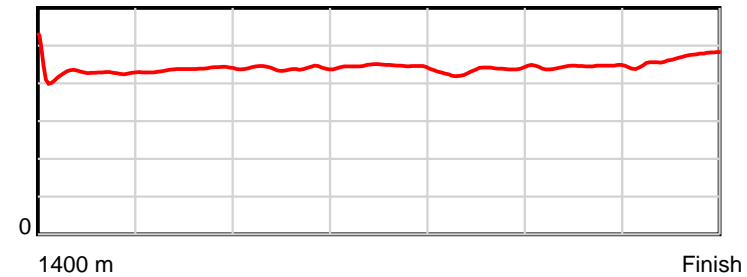
October 22, 2014, Race 3, MDN-SW, Distance 1400m, Mowbray - Offset 6m

Result	TAB no.	Horse (Barrier)	1400 to	1200m to	1000m to	800m to	600m to	400m to	200m to	Total or	Margin
2nd	9	Geegee Hot Nov... (2)	1200m	1000m	800m	600m	400m	200m	WP	Average	
		Position in running (margin)	-	2(0.2)	2(1.6)	2(0.2)	2(0.1)	2(0.1)	2(0.9)		0.40
		Sectional time (s)	14.53	11.32	11.42	11.80	11.40	12.19	13.05		
		Cumulative time (s)	85.72	71.19	59.86	48.44	36.64	25.24	13.05	1:25.72	
		Speed (m/s)	13.76	17.67	17.51	16.95	17.54	16.41	15.33	16.33	
		Stride length (m)	5.97	7.72	7.71	7.54	7.64	7.28	7.19	7.24	
		Stride duration (s)	0.435	0.437	0.440	0.445	0.435	0.444	0.469	0.443	
		Stride efficiency (%)	55.65	93.23	92.87	88.78	91.12	82.71	80.68	81.90	
		Stride count	33.51	25.89	25.94	26.53	26.19	27.49	27.83	193.38	

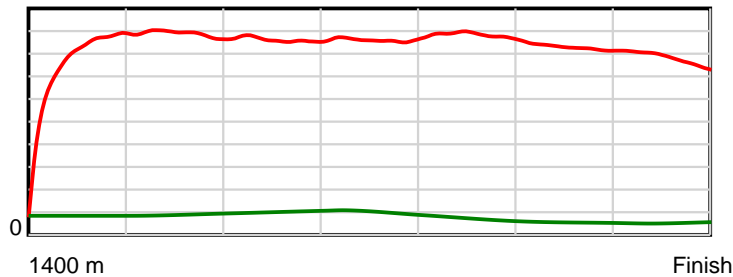
10 m Stride length



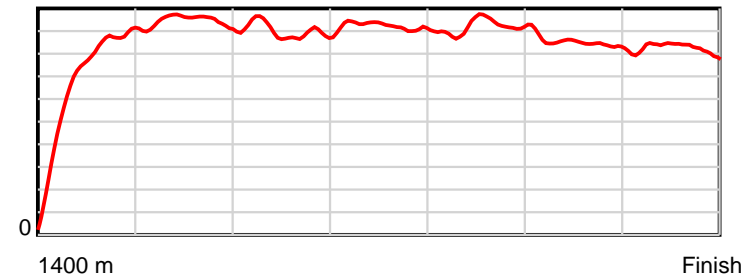
0.6 s Stride duration



20 m/sec Speed



100 % Stride efficiency



Note: Horizontal distance axis grid lines are 200m furlongs.

Disclaimer.

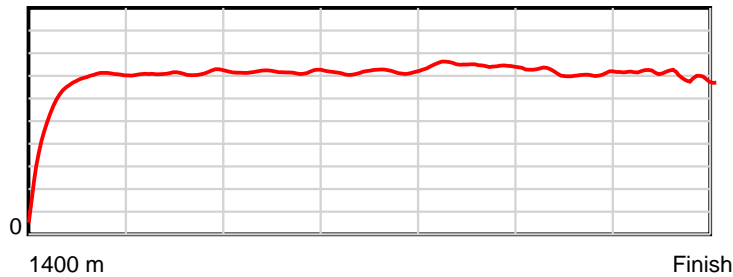
Tasracing Pty Ltd and Thoroughbred Ratings Pty Ltd accepts no responsibility for the completeness or accuracy of any of the information contained herein, and makes no representations about its suitability for any particular purpose. Users should make their own judgements about those matters and/or seek independent advice. You assume all risks associated with use of the data provided on this page.

Race Results

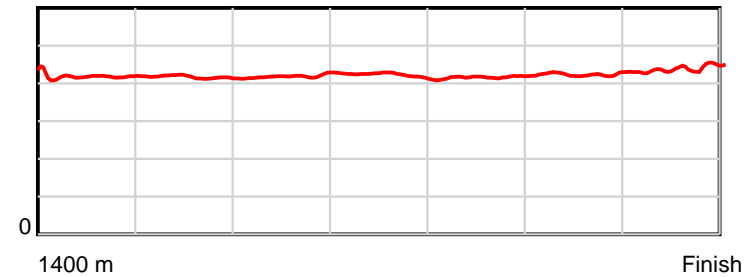
October 22, 2014, Race 3, MDN-SW, Distance 1400m, Mowbray - Offset 6m

Result	TAB no.	Horse (Barrier)	1400 to	1200m to	1000m to	800m to	600m to	400m to	200m to	Total or	Margin
3rd	4	Unparalleled (1)	1200m	1000m	800m	600m	400m	200m	WP	Average	
		Position in running (margin)	-	4(2.6)	5(5.4)	4(4.2)	4(4.7)	3(3.1)	3(3.5)		1.70
		Sectional time (s)	14.97	11.56	11.45	11.90	11.11	12.15	12.81		
		Cumulative time (s)	85.96	70.99	59.43	47.97	36.07	24.96	12.81	1:25.95	
		Speed (m/s)	13.36	17.30	17.47	16.81	18.00	16.46	15.61	16.29	
		Stride length (m)	5.50	7.21	7.32	7.08	7.49	6.97	6.79	6.84	
		Stride duration (s)	0.415	0.417	0.419	0.422	0.416	0.423	0.435	0.420	
		Stride efficiency (%)	47.26	81.17	83.63	78.44	87.61	75.86	72.14	73.22	
		Stride count	36.37	27.75	27.34	28.23	26.71	28.70	29.43	204.53	

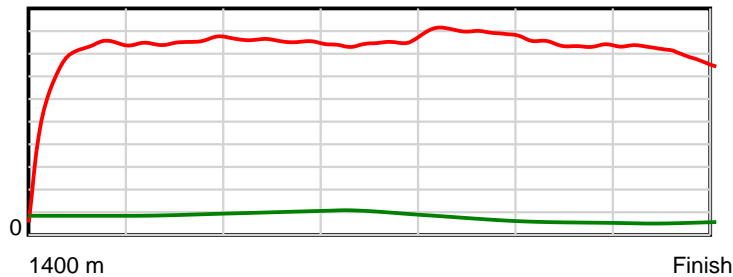
10 m Stride length



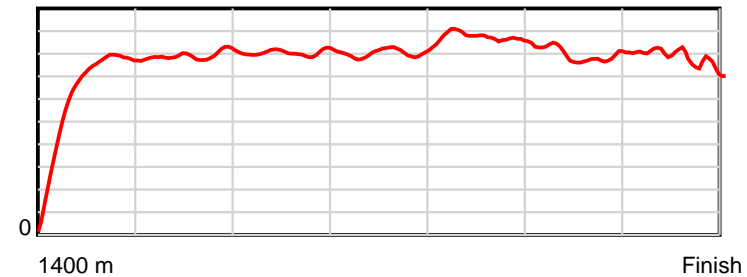
0.6 s Stride duration



20 m/sec Speed



100 % Stride efficiency



Note: Horizontal distance axis grid lines are 200m furlongs.

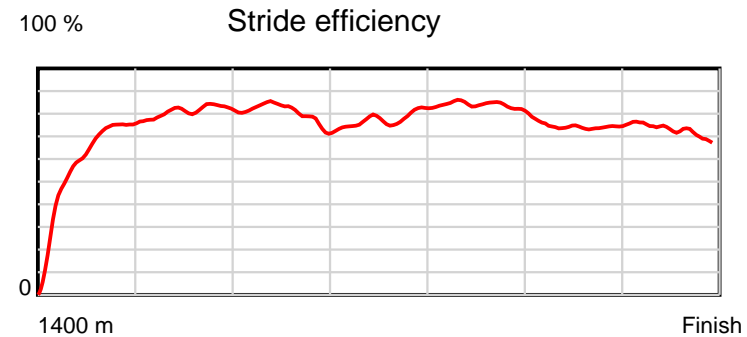
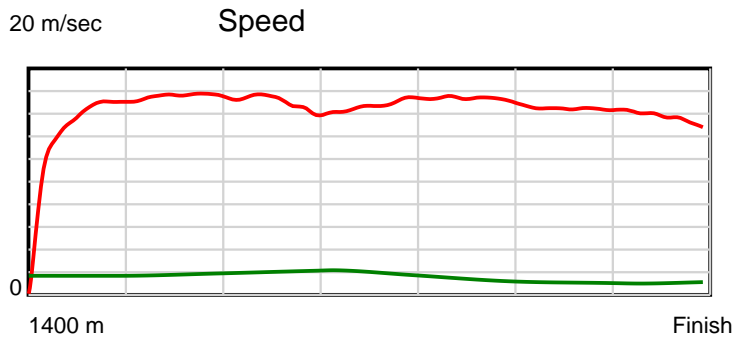
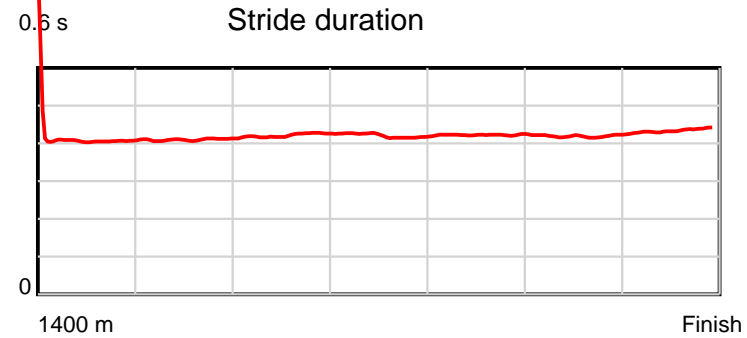
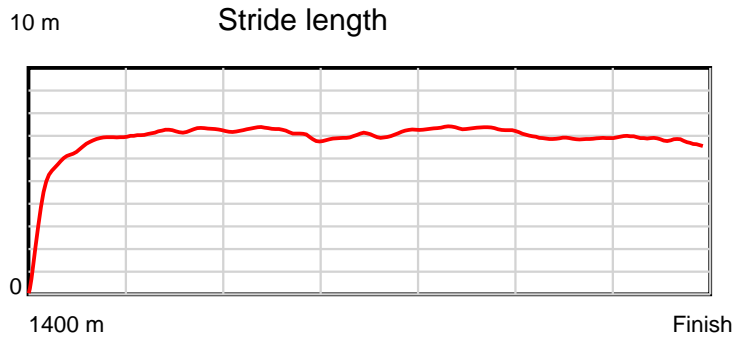
Disclaimer.

Tasracing Pty Ltd and Thoroughbred Ratings Pty Ltd accepts no responsibility for the completeness or accuracy of any of the information contained herein, and makes no representations about its suitability for any particular purpose. Users should make their own judgements about those matters and/or seek independent advice. You assume all risks associated with use of the data provided on this page.

Race Results

October 22, 2014, Race 3, MDN-SW, Distance 1400m, Mowbray - Offset 6m

Result	TAB no.	Horse (Barrier)	1400 to	1200m to	1000m to	800m to	600m to	400m to	200m to	Total or	Margin
4th	8	Soldier's Choi... (3)	1200m	1000m	800m	600m	400m	200m	WP	Average	
		Position in running (margin)	-	5(2.8)	4(3.2)	5(4.8)	5(4.7)	4(4.3)	4(4.7)		3.00
		Sectional time (s)	15.05	11.15	11.92	11.80	11.32	12.12	12.82		
		Cumulative time (s)	86.20	71.15	59.99	48.07	36.27	24.94	12.82	1:26.20	
		Speed (m/s)	13.29	17.94	16.78	16.95	17.67	16.50	15.60	16.24	
		Stride length (m)	5.76	7.35	7.07	7.13	7.47	6.91	6.78	6.88	
		Stride duration (s)	0.427	0.410	0.421	0.421	0.423	0.419	0.434	0.423	
		Stride efficiency (%)	51.79	84.36	78.07	79.36	87.11	74.65	71.73	73.92	
		Stride count	34.74	27.22	28.29	28.06	26.79	28.94	29.52	203.56	



Note: Horizontal distance axis grid lines are 200m furlongs.

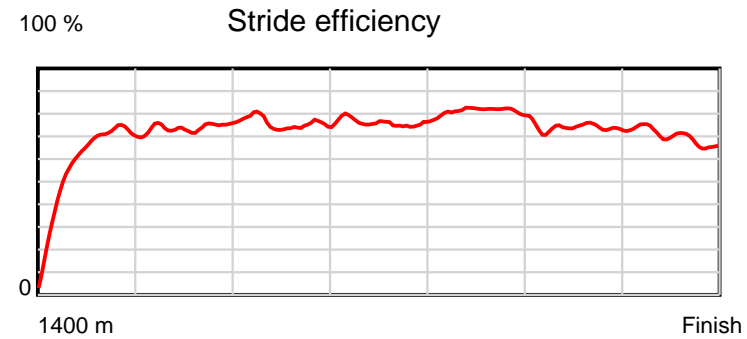
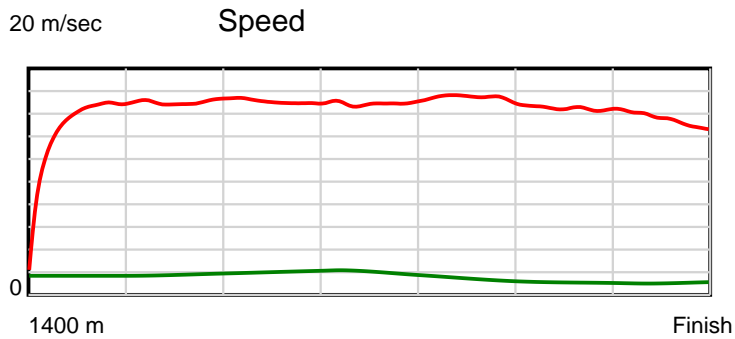
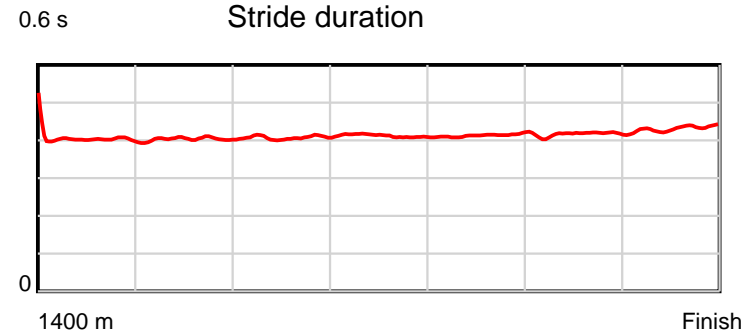
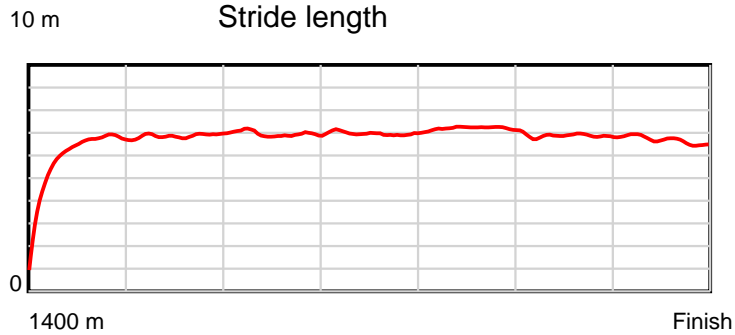
Disclaimer.

Tasracing Pty Ltd and Thoroughbred Ratings Pty Ltd accepts no responsibility for the completeness or accuracy of any of the information contained herein, and makes no representations about its suitability for any particular purpose. Users should make their own judgements about those matters and/or seek independent advice. You assume all risks associated with use of the data provided on this page.

Race Results

October 22, 2014, Race 3, MDN-SW, Distance 1400m, Mowbray - Offset 6m

Result	TAB no.	Horse (Barrier)	1400 to	1200m to	1000m to	800m to	600m to	400m to	200m to	Total or	Margin
5th	6	Knots And Cros... (4)	1200m	1000m	800m	600m	400m	200m	WP	Average	
		Position in running (margin)	-	6(3.6)	6(5.8)	6(4.8)	6(6.0)	6(6.4)	5(7.4)		6.30
		Sectional time (s)	15.21	11.44	11.49	12.02	11.44	12.25	12.96		
		Cumulative time (s)	86.82	71.61	60.17	48.67	36.65	25.21	12.96	1:26.81	
		Speed (m/s)	13.15	17.48	17.41	16.64	17.48	16.33	15.43	16.12	
		Stride length (m)	5.38	7.06	7.07	6.85	7.23	6.79	6.68	6.67	
		Stride duration (s)	0.412	0.404	0.406	0.412	0.413	0.416	0.433	0.413	
		Stride efficiency (%)	45.29	77.85	78.08	73.41	81.64	72.04	69.78	69.44	
		Stride count	37.15	28.34	28.29	29.18	27.67	29.46	29.93	210.02	



Note: Horizontal distance axis grid lines are 200m furlongs.

Disclaimer.

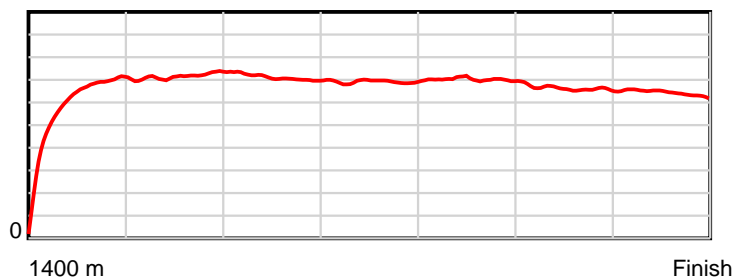
Tasracing Pty Ltd and Thoroughbred Ratings Pty Ltd accepts no responsibility for the completeness or accuracy of any of the information contained herein, and makes no representations about its suitability for any particular purpose. Users should make their own judgements about those matters and/or seek independent advice. You assume all risks associated with use of the data provided on this page.

Race Results

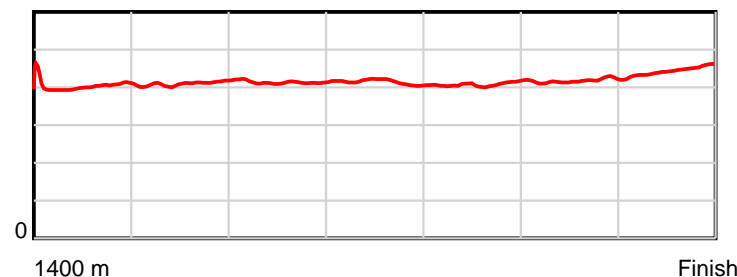
October 22, 2014, Race 3, MDN-SW, Distance 1400m, Mowbray - Offset 6m

Result	TAB no.	Horse (Barrier)	1400 to	1200m to	1000m to	800m to	600m to	400m to	200m to	Total or	Margin
6th	5	Bay of Fire (7)	1200m	1000m	800m	600m	400m	200m	WP	Average	
		Position in running (margin)	-	3(1.7)	3(3.1)	3(2.0)	3(3.1)	5(4.3)	6(8.7)		12.10
		Sectional time (s)	15.00	11.32	11.47	12.00	11.60	12.80	13.75		
		Cumulative time (s)	87.93	72.93	61.61	50.14	38.14	26.55	13.75	1:27.93	
		Speed (m/s)	13.33	17.67	17.44	16.67	17.24	15.62	14.55	15.92	
		Stride length (m)	5.57	7.25	7.19	6.89	7.03	6.52	6.50	6.66	
		Stride duration (s)	0.407	0.411	0.413	0.413	0.407	0.417	0.447	0.418	
		Stride efficiency (%)	48.45	82.25	80.86	74.10	77.13	66.33	66.10	69.29	
		Stride count	35.92	27.57	27.80	29.04	28.47	30.70	30.75	210.25	

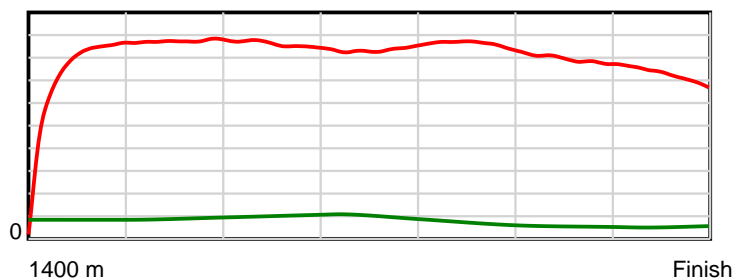
10 m Stride length



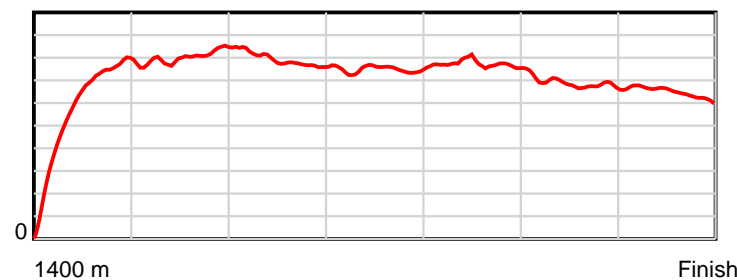
0.6 s Stride duration



20 m/sec Speed



100 % Stride efficiency



Note: Horizontal distance axis grid lines are 200m furlongs.

Disclaimer.

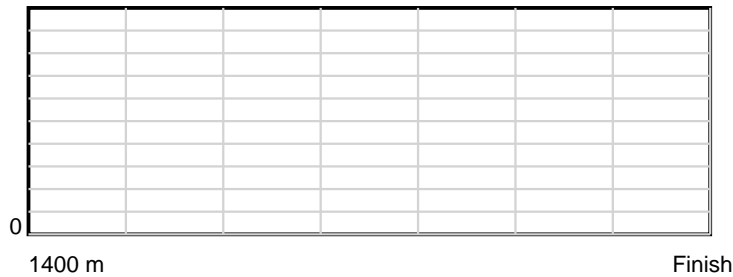
Tasracing Pty Ltd and Thoroughbred Ratings Pty Ltd accepts no responsibility for the completeness or accuracy of any of the information contained herein, and makes no representations about its suitability for any particular purpose. Users should make their own judgements about those matters and/or seek independent advice. You assume all risks associated with use of the data provided on this page.

Race Results


October 22, 2014, Race 3, MDN-SW, Distance 1400m, Mowbray - Offset 6m

Result	TAB no.	Horse (Barrier)	1400 to	1200m to	1000m to	800m to	600m to	400m to	200m to	Total or	Margin
7th	1	Mr Keith (5)									
		Position in running (margin)									
		Sectional time (s)									
		Cumulative time (s)									
		Speed (m/s)									
		Stride length (m)									
		Stride duration (s)									
		Stride efficiency (%)									
		Stride count									

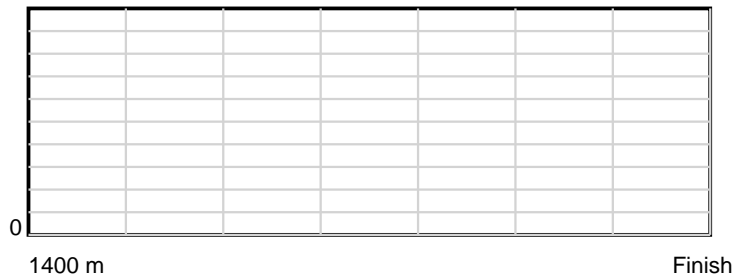
10 m Stride length



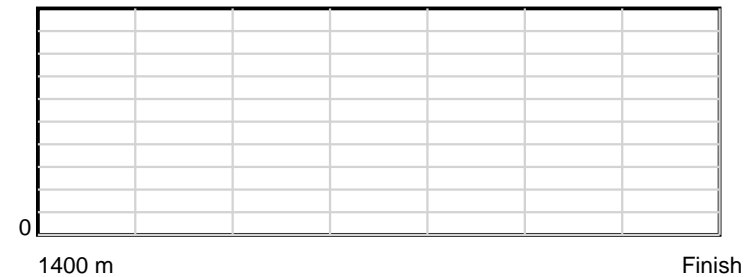
0.6 s Stride duration



20 m/sec Speed



100 % Stride efficiency



Note: Horizontal distance axis grid lines are 200m furlongs.

Disclaimer.

Tasracing Pty Ltd and Thoroughbred Ratings Pty Ltd accepts no responsibility for the completeness or accuracy of any of the information contained herein, and makes no representations about its suitability for any particular purpose. Users should make their own judgements about those matters and/or seek independent advice. You assume all risks associated with use of the data provided on this page.