



## Race Results

Tasmanian Turf Club, Launceston, October 22, 2014

Compilation date: October 27, 2014, 9:51:16 AM (EST)

Copyright © 2014 Tasracing Pty Ltd. All rights reserved.

### Trademarks.

StrideMASTER is a registered trademark of Thoroughbred Ratings Pty Ltd.

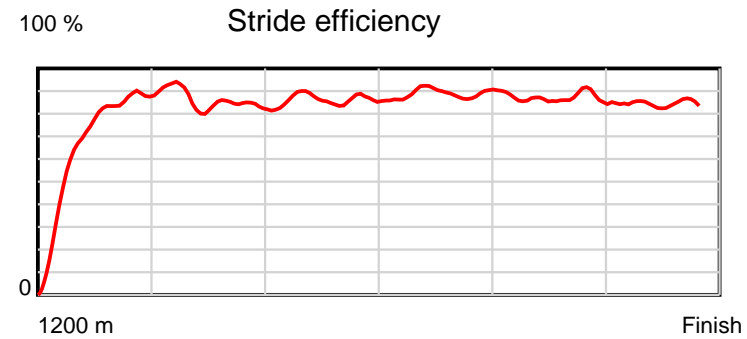
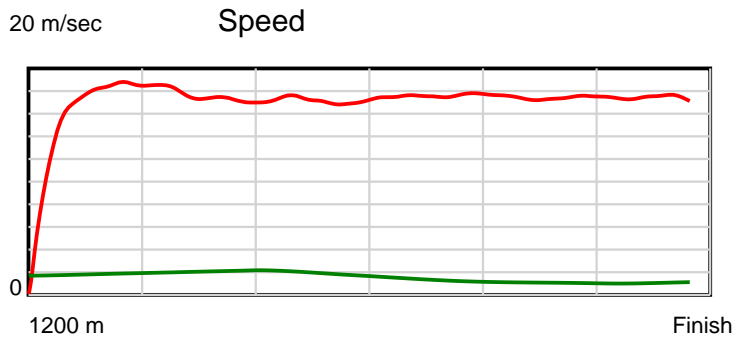
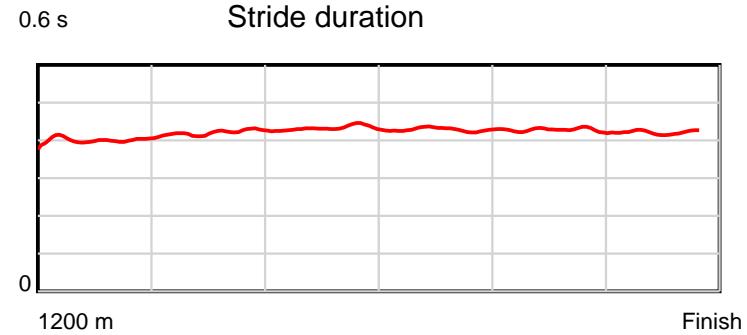
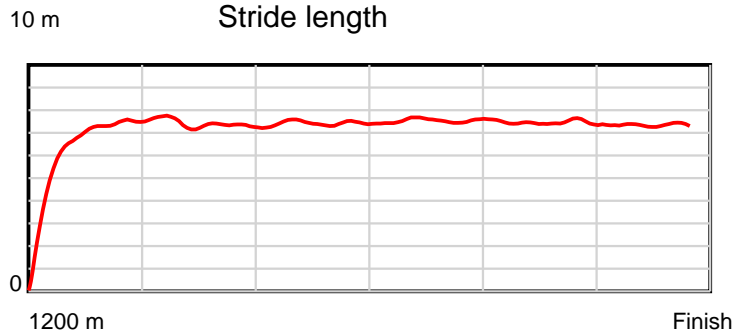
### Disclaimer.

Tasracing Pty Ltd and Thoroughbred Ratings Pty Ltd accepts no responsibility for the completeness or accuracy of any of the information contained herein, and makes no representations about its suitability for any particular purpose. Users should make their own judgements about those matters and/or seek independent advice. You assume all risks associated with use of the data provided on this page.

# Race Results

October 22, 2014, Race 5, CL1, Distance 1200m, Mowbray - Offset 6m

Result	TAB no.	Horse (Barrier)	1200 to	1000m to	800m to	600m to	400m to	200m to	Total or	Margin
1st	6	Sentimental Dr... (2)	1000m	800m	600m	400m	200m	WP	Average	
		Position in running (margin)	-	4(2.2)	6(3.8)	5(1.6)	5(2.8)	4(1.7)		0.00
		Sectional time (s)	14.19	11.31	11.15	11.22	11.44	11.50		
		Cumulative time (s)	70.81	56.62	45.31	34.16	22.94	11.50	1:10.81	
		Speed (m/s)	14.09	17.68	17.94	17.83	17.48	17.39	16.95	
		Stride length (m)	5.59	7.43	7.75	7.63	7.47	7.32	7.11	
		Stride duration (s)	0.396	0.420	0.432	0.428	0.428	0.421	0.419	
		Stride efficiency (%)	48.80	86.19	93.93	91.00	87.31	83.72	78.96	
		Stride count	35.79	26.93	25.80	26.21	26.76	27.32	168.81	



Note: Horizontal distance axis grid lines are 200m furlongs.

**Disclaimer.**

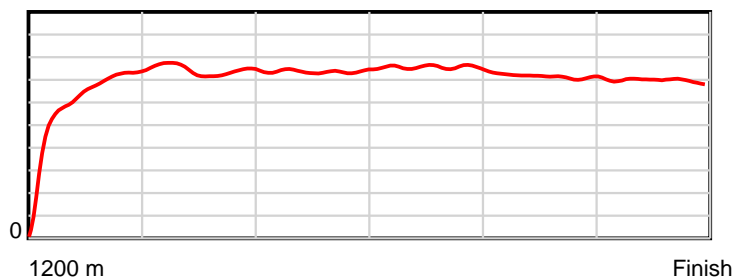
Tasracing Pty Ltd and Thoroughbred Ratings Pty Ltd accepts no responsibility for the completeness or accuracy of any of the information contained herein, and makes no representations about its suitability for any particular purpose. Users should make their own judgements about those matters and/or seek independent advice. You assume all risks associated with use of the data provided on this page.

# Race Results

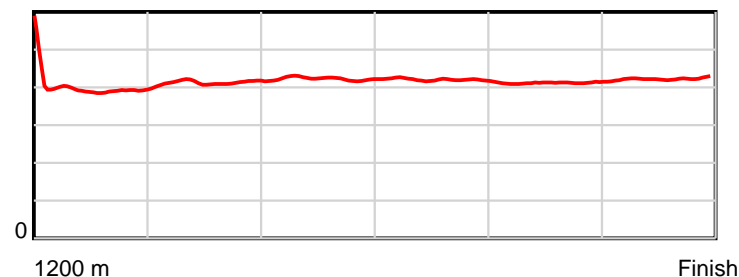
October 22, 2014, Race 5, CL1, Distance 1200m, Mowbray - Offset 6m

Result	TAB no.	Horse (Barrier)	1200 to	1000m to	800m to	600m to	400m to	200m to	Total or	Margin
2nd	4	It's Flash AI (3)	1000m	800m	600m	400m	200m	WP	Average	
		Position in running (margin)	-	2(0.2)	2(1.0)	1(0.0)	1(0.0)	2(0.4)		1.00
		Sectional time (s)	13.75	11.16	11.36	11.01	11.69	12.02		
		Cumulative time (s)	70.99	57.24	46.08	34.72	23.71	12.02	1:10.98	
		Speed (m/s)	14.55	17.92	17.61	18.17	17.11	16.64	16.90	
		Stride length (m)	5.84	7.40	7.45	7.64	7.05	7.03	7.01	
		Stride duration (s)	0.405	0.413	0.423	0.421	0.412	0.423	0.415	
		Stride efficiency (%)	53.36	85.64	86.63	91.28	77.60	77.30	76.86	
		Stride count	34.23	27.02	26.86	26.17	28.38	28.44	171.10	

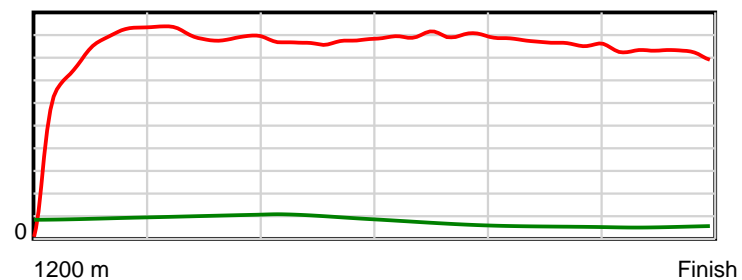
10 m Stride length



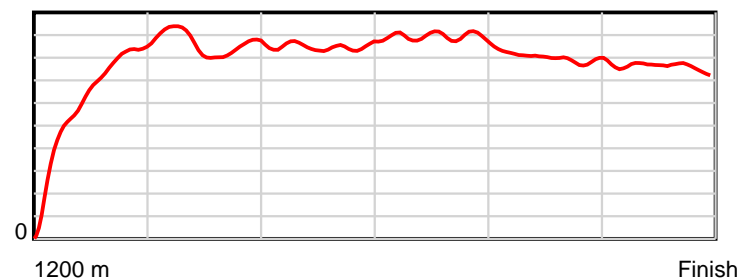
0.6 s Stride duration



20 m/sec Speed



100 % Stride efficiency



Note: Horizontal distance axis grid lines are 200m furlongs.

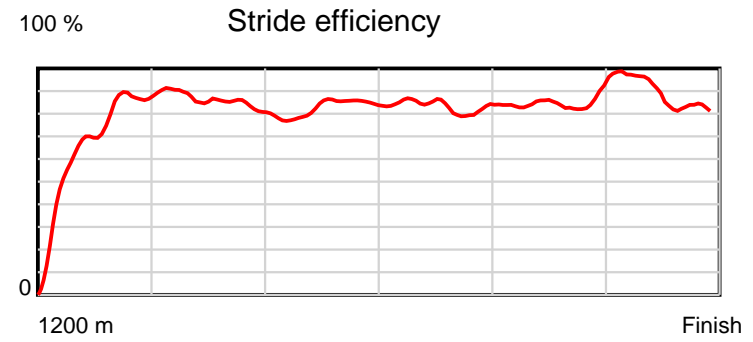
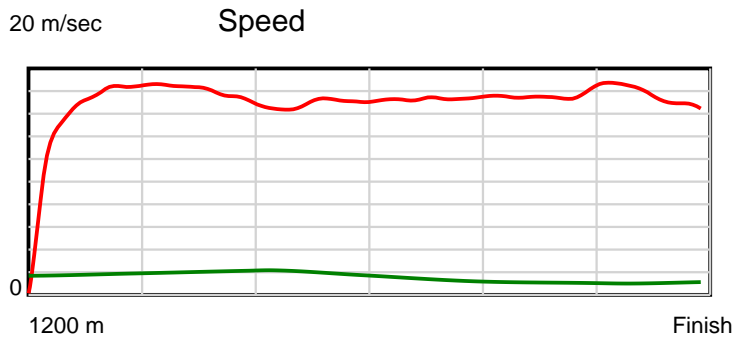
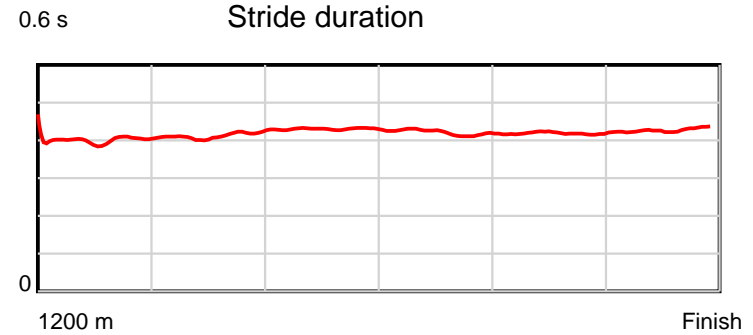
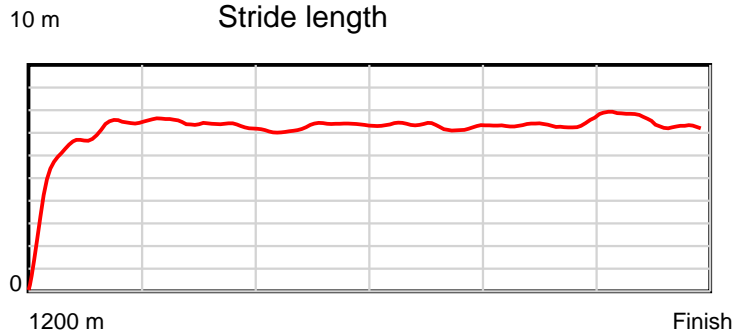
## Disclaimer.

Tasracing Pty Ltd and Thoroughbred Ratings Pty Ltd accepts no responsibility for the completeness or accuracy of any of the information contained herein, and makes no representations about its suitability for any particular purpose. Users should make their own judgements about those matters and/or seek independent advice. You assume all risks associated with use of the data provided on this page.

# Race Results

October 22, 2014, Race 5, CL1, Distance 1200m, Mowbray - Offset 6m

Result	TAB no.	Horse (Barrier)	1200 to	1000m to	800m to	600m to	400m to	200m to	Total or	Margin
3rd	2	<b>Flight Mode (9)</b>	<b>1000m</b>	<b>800m</b>	<b>600m</b>	<b>400m</b>	<b>200m</b>	<b>WP</b>	<b>Average</b>	
		Position in running (margin)	-	1(0.0)	1(0.0)	2(0.1)	2(1.6)	1(0.0)		1.20
		Sectional time (s)	14.00	11.04	11.54	11.26	11.36	11.82		
		Cumulative time (s)	71.02	57.02	45.98	34.44	23.17	11.82	1:11.01	
		Speed (m/s)	14.28	18.12	17.33	17.76	17.61	16.92	16.90	
		Stride length (m)	5.82	7.47	7.46	7.48	7.34	7.20	7.07	
		Stride duration (s)	0.405	0.412	0.430	0.421	0.417	0.425	0.418	
		Stride efficiency (%)	52.84	87.19	86.88	87.51	84.28	80.92	78.11	
		Stride count	34.39	26.77	26.82	26.73	27.23	27.79	169.73	



Note: Horizontal distance axis grid lines are 200m furlongs.

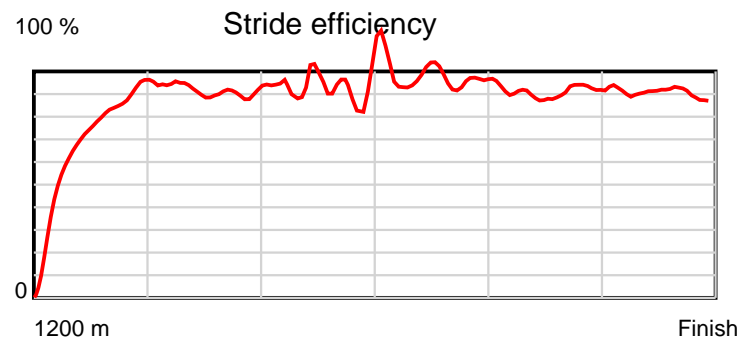
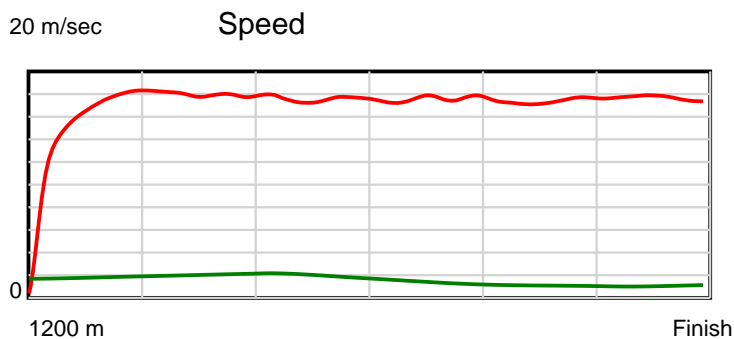
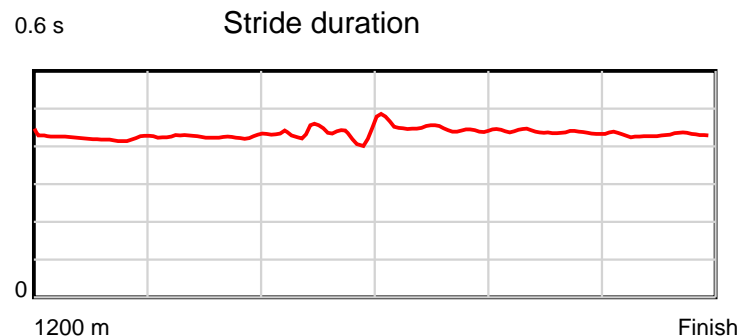
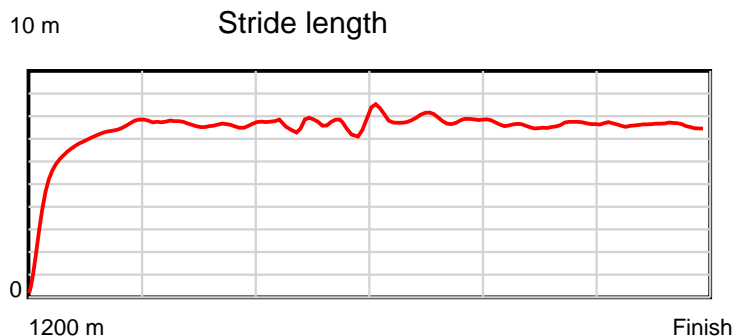
**Disclaimer.**

Tasracing Pty Ltd and Thoroughbred Ratings Pty Ltd accepts no responsibility for the completeness or accuracy of any of the information contained herein, and makes no representations about its suitability for any particular purpose. Users should make their own judgements about those matters and/or seek independent advice. You assume all risks associated with use of the data provided on this page.

# Race Results

October 22, 2014, Race 5, CL1, Distance 1200m, Mowbray - Offset 6m

Result	TAB no.	Horse (Barrier)	1200 to	1000m to	800m to	600m to	400m to	200m to	Total or	Margin
4th	8	<b>Pint of Pain (8)</b>	<b>1000m</b>	<b>800m</b>	<b>600m</b>	<b>400m</b>	<b>200m</b>	<b>WP</b>	<b>Average</b>	
		Position in running (margin)	-	9(4.1)	7(3.9)	9(3.7)	10(5.6)	11(5.3)		1.40
		Sectional time (s)	14.49	11.02	11.49	11.32	11.58	11.16		
		Cumulative time (s)	71.06	56.57	45.55	34.06	22.75	11.16	1:11.06	
		Speed (m/s)	13.80	18.15	17.41	17.67	17.27	17.92	16.89	
		Stride length (m)	5.83	7.71	7.41	7.88	7.52	7.71	7.27	
		Stride duration (s)	0.424	0.425	0.425	0.446	0.436	0.430	0.430	
		Stride efficiency (%)	53.18	92.81	85.73	96.98	88.38	92.83	82.49	
		Stride count	34.28	25.95	27.00	25.39	26.59	25.95	165.16	



Note: Horizontal distance axis grid lines are 200m furlongs.

**Disclaimer.**

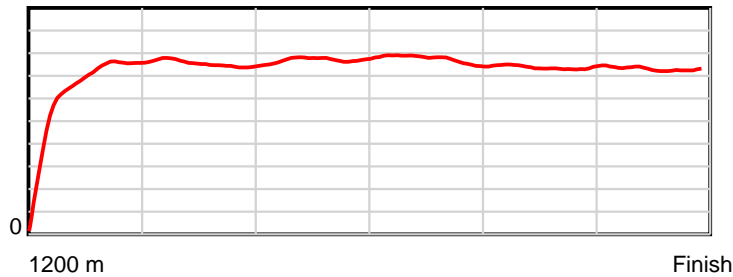
Tasracing Pty Ltd and Thoroughbred Ratings Pty Ltd accepts no responsibility for the completeness or accuracy of any of the information contained herein, and makes no representations about its suitability for any particular purpose. Users should make their own judgements about those matters and/or seek independent advice. You assume all risks associated with use of the data provided on this page.

# Race Results

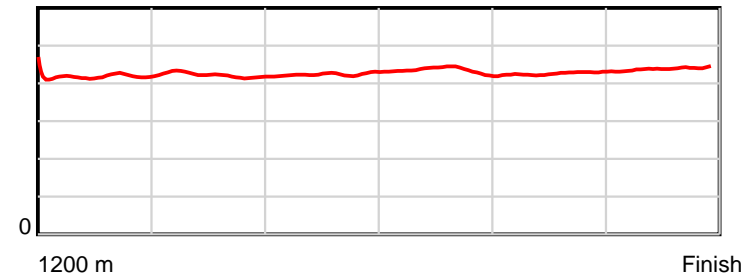
October 22, 2014, Race 5, CL1, Distance 1200m, Mowbray - Offset 6m

Result	TAB no.	Horse (Barrier)	1200 to	1000m to	800m to	600m to	400m to	200m to	Total or	Margin
5th	11	<b>Before All (10)</b>	<b>1000m</b>	<b>800m</b>	<b>600m</b>	<b>400m</b>	<b>200m</b>	<b>WP</b>	<b>Average</b>	
		Position in running (margin)	-	7(3.4)	8(4.1)	3(1.2)	3(2.0)	5(2.4)		2.20
		Sectional time (s)	14.31	11.16	11.04	11.14	11.70	11.85		
		Cumulative time (s)	71.20	56.89	45.73	34.69	23.56	11.85	1:11.20	
		Speed (m/s)	13.97	17.92	18.12	17.95	17.09	16.88	16.85	
		Stride length (m)	5.85	7.56	7.68	7.79	7.28	7.41	7.19	
		Stride duration (s)	0.422	0.422	0.424	0.434	0.426	0.439	0.427	
		Stride efficiency (%)	53.48	89.24	92.24	94.75	82.93	85.70	80.85	
		Stride count	34.19	26.47	26.03	25.68	27.45	27.01	166.83	

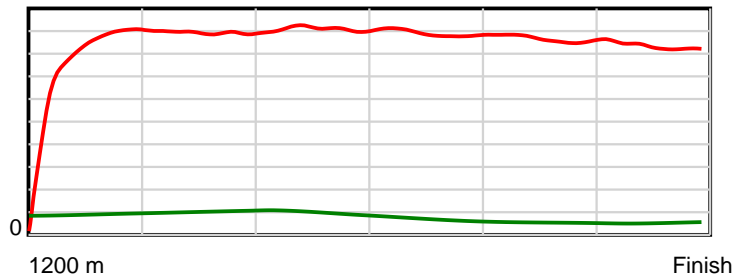
10 m Stride length



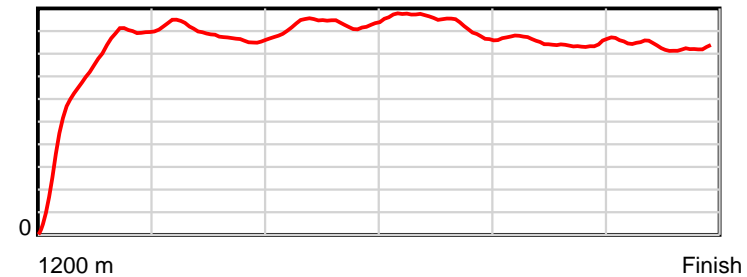
0.6 s Stride duration



20 m/sec Speed



100 % Stride efficiency



Note: Horizontal distance axis grid lines are 200m furlongs.

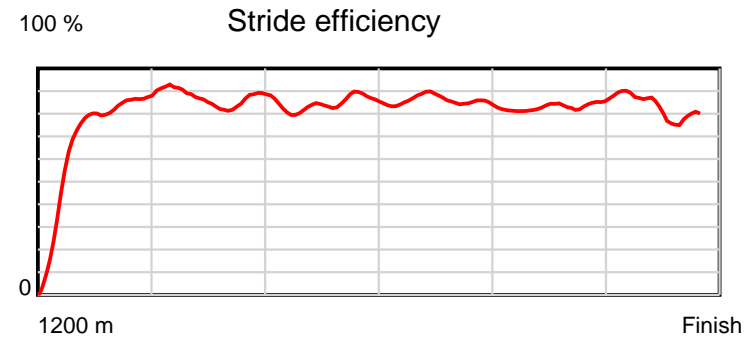
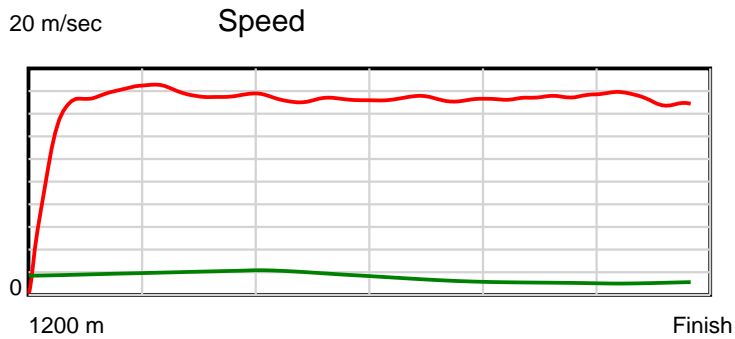
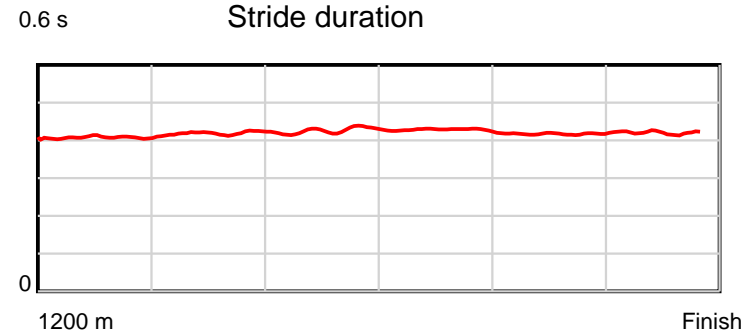
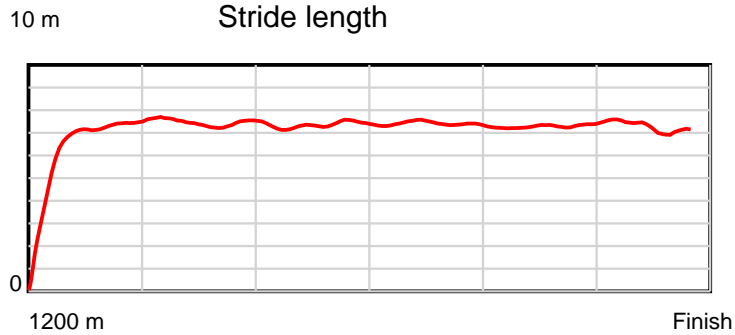
**Disclaimer.**

Tasracing Pty Ltd and Thoroughbred Ratings Pty Ltd accepts no responsibility for the completeness or accuracy of any of the information contained herein, and makes no representations about its suitability for any particular purpose. Users should make their own judgements about those matters and/or seek independent advice. You assume all risks associated with use of the data provided on this page.

# Race Results

October 22, 2014, Race 5, CL1, Distance 1200m, Mowbray - Offset 6m

Result	TAB no.	Horse (Barrier)	1200 to	1000m to	800m to	600m to	400m to	200m to	Total or	Margin
6th	3	Sir Joey (1)	1000m	800m	600m	400m	200m	WP	Average	
		Position in running (margin)	-	8(3.7)	4(2.4)	7(2.5)	8(4.4)	6(3.8)		2.70
		Sectional time (s)	14.54	10.83	11.54	11.31	11.53	11.53		
		Cumulative time (s)	71.29	56.75	45.92	34.37	23.06	11.53	1:11.29	
		Speed (m/s)	13.75	18.47	17.33	17.68	17.35	17.35	16.83	
		Stride length (m)	5.56	7.71	7.37	7.57	7.24	7.29	7.04	
		Stride duration (s)	0.402	0.418	0.425	0.428	0.418	0.420	0.418	
		Stride efficiency (%)	48.24	92.88	84.88	89.62	81.96	82.94	77.36	
		Stride count	35.99	25.94	27.14	26.41	27.62	27.45	170.55	



Note: Horizontal distance axis grid lines are 200m furlongs.

**Disclaimer.**

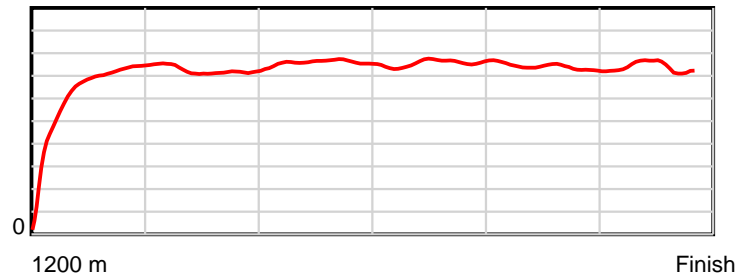
Tasracing Pty Ltd and Thoroughbred Ratings Pty Ltd accepts no responsibility for the completeness or accuracy of any of the information contained herein, and makes no representations about its suitability for any particular purpose. Users should make their own judgements about those matters and/or seek independent advice. You assume all risks associated with use of the data provided on this page.

# Race Results

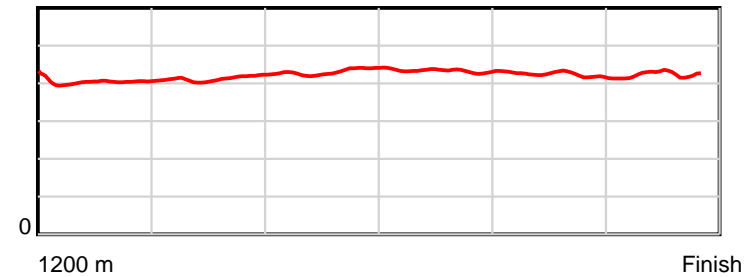
October 22, 2014, Race 5, CL1, Distance 1200m, Mowbray - Offset 6m

Result	TAB no.	Horse (Barrier)	1200 to	1000m to	800m to	600m to	400m to	200m to	Total or	Margin
7th	1	Arkadashim (5)	1000m	800m	600m	400m	200m	WP	Average	
		Position in running (margin)	-	11(7.3)	11(6.3)	10(4.0)	11(5.6)	10(4.9)		3.00
		Sectional time (s)	15.09	10.89	11.14	11.27	11.51	11.46		
		Cumulative time (s)	71.35	56.26	45.37	34.24	22.97	11.46	1:11.34	
		Speed (m/s)	13.26	18.37	17.95	17.75	17.38	17.45	16.82	
		Stride length (m)	5.38	7.58	7.71	7.69	7.40	7.37	7.07	
		Stride duration (s)	0.408	0.412	0.430	0.434	0.426	0.422	0.420	
		Stride efficiency (%)	45.16	89.69	93.01	92.53	85.50	84.97	78.17	
		Stride count	37.20	26.40	25.92	25.99	27.04	27.12	169.67	

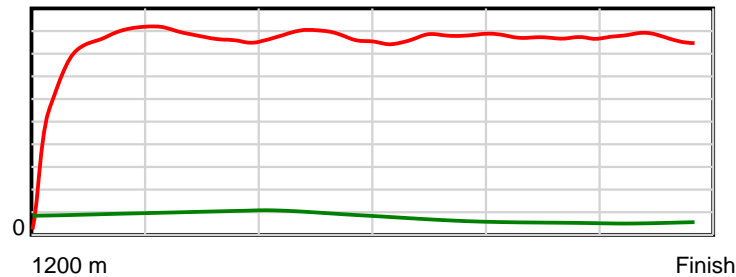
10 m Stride length



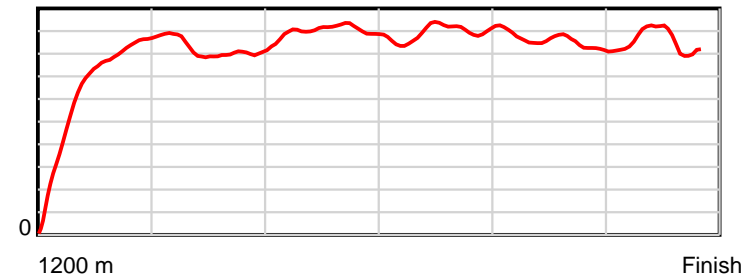
0.6 s Stride duration



20 m/sec Speed



100 % Stride efficiency



Note: Horizontal distance axis grid lines are 200m furlongs.

**Disclaimer.**

Tasracing Pty Ltd and Thoroughbred Ratings Pty Ltd accepts no responsibility for the completeness or accuracy of any of the information contained herein, and makes no representations about its suitability for any particular purpose. Users should make their own judgements about those matters and/or seek independent advice. You assume all risks associated with use of the data provided on this page.

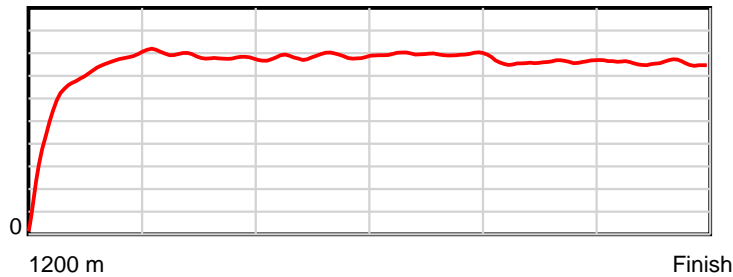


# Race Results

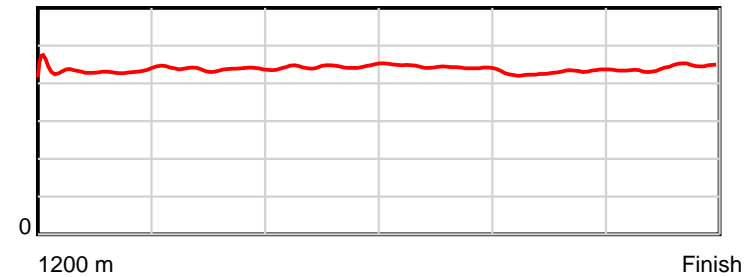
October 22, 2014, Race 5, CL1, Distance 1200m, Mowbray - Offset 6m

Result	TAB no.	Horse (Barrier)	1200 to	1000m to	800m to	600m to	400m to	200m to	Total or	Margin
8th	7	Grey Hype (11)	1000m	800m	600m	400m	200m	WP	Average	
		Position in running (margin)	-	10(5.4)	10(6.1)	11(4.3)	7(4.4)	8(4.0)		3.80
		Sectional time (s)	14.80	11.14	11.23	11.02	11.57	11.72		
		Cumulative time (s)	71.49	56.69	45.54	34.31	23.30	11.72	1:11.48	
		Speed (m/s)	13.51	17.95	17.81	18.15	17.29	17.06	16.79	
		Stride length (m)	5.81	7.85	7.92	8.05	7.39	7.52	7.33	
		Stride duration (s)	0.429	0.437	0.445	0.443	0.428	0.441	0.437	
		Stride efficiency (%)	52.71	96.34	98.04	101.24	85.40	88.43	84.02	
		Stride count	34.44	25.47	25.25	24.85	27.05	26.59	163.65	

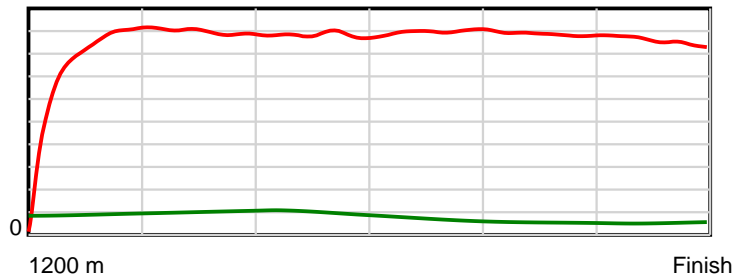
10 m Stride length



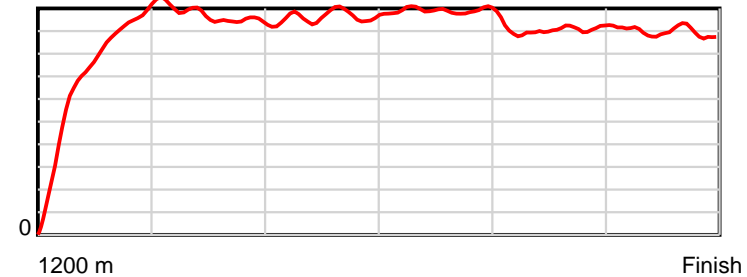
0.6 s Stride duration



20 m/sec Speed



100 % Stride efficiency



Note: Horizontal distance axis grid lines are 200m furlongs.

## Disclaimer.

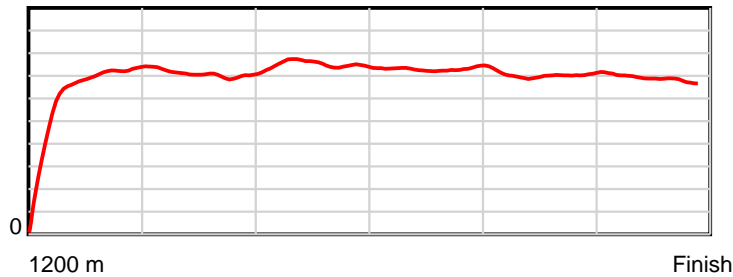
Tasracing Pty Ltd and Thoroughbred Ratings Pty Ltd accepts no responsibility for the completeness or accuracy of any of the information contained herein, and makes no representations about its suitability for any particular purpose. Users should make their own judgements about those matters and/or seek independent advice. You assume all risks associated with use of the data provided on this page.

# Race Results

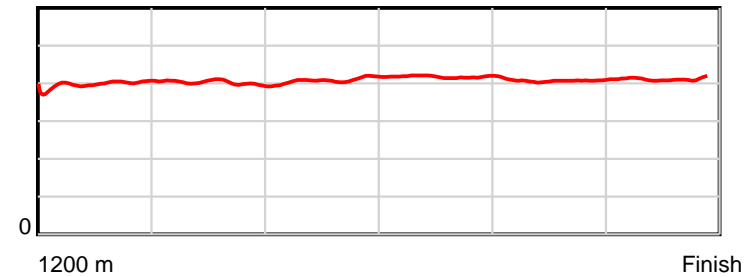
October 22, 2014, Race 5, CL1, Distance 1200m, Mowbray - Offset 6m

Result	TAB no.	Horse (Barrier)	1200 to	1000m to	800m to	600m to	400m to	200m to	Total or	Margin
9th	10	Littlemiss Mat... (7)	1000m	800m	600m	400m	200m	WP	Average	
		Position in running (margin)	-	6(3.0)	9(4.8)	6(1.6)	6(3.6)	7(4.0)		4.30
		Sectional time (s)	14.31	11.34	11.00	11.34	11.69	11.90		
		Cumulative time (s)	71.58	57.27	45.93	34.93	23.59	11.90	1:11.57	
		Speed (m/s)	13.98	17.64	18.18	17.64	17.11	16.81	16.76	
		Stride length (m)	5.48	7.10	7.39	7.36	6.96	6.92	6.80	
		Stride duration (s)	0.400	0.402	0.407	0.417	0.407	0.412	0.405	
		Stride efficiency (%)	46.85	78.72	85.41	84.54	75.80	74.89	72.18	
		Stride count	36.53	28.18	27.05	27.19	28.72	28.89	176.56	

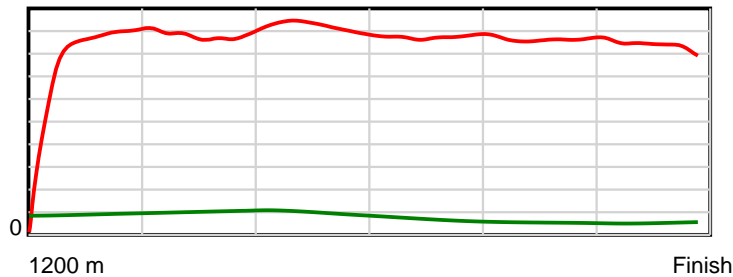
10 m Stride length



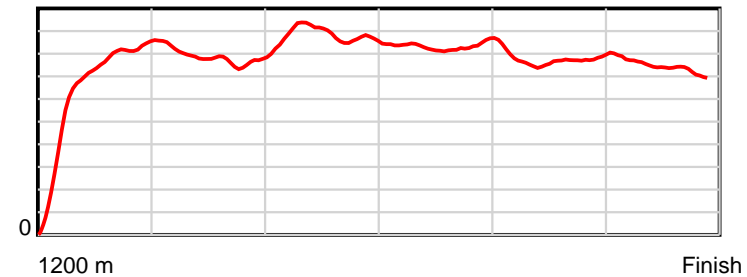
0.6 s Stride duration



20 m/sec Speed



100 % Stride efficiency



Note: Horizontal distance axis grid lines are 200m furlongs.

## Disclaimer.

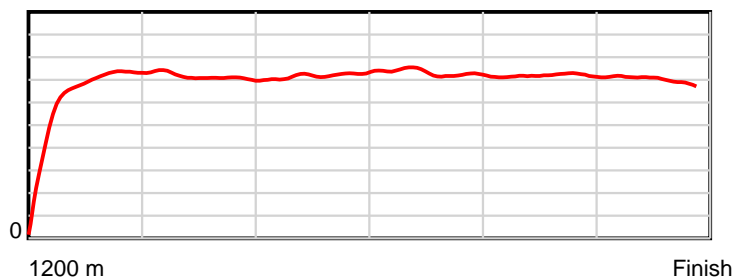
Tasracing Pty Ltd and Thoroughbred Ratings Pty Ltd accepts no responsibility for the completeness or accuracy of any of the information contained herein, and makes no representations about its suitability for any particular purpose. Users should make their own judgements about those matters and/or seek independent advice. You assume all risks associated with use of the data provided on this page.

# Race Results

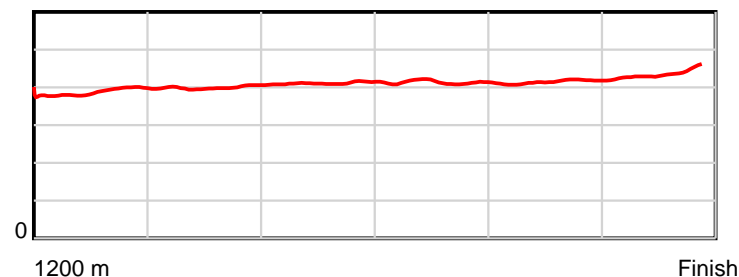
October 22, 2014, Race 5, CL1, Distance 1200m, Mowbray - Offset 6m

Result	TAB no.	Horse (Barrier)	1200 to	1000m to	800m to	600m to	400m to	200m to	Total or	Margin
10th	5	Little Streake... (4)	1000m	800m	600m	400m	200m	WP	Average	
		Position in running (margin)	-	3(1.0)	3(1.5)	4(1.4)	4(2.0)	3(1.6)		6.60
		Sectional time (s)	14.21	11.12	11.50	11.10	11.57	12.49		
		Cumulative time (s)	72.00	57.79	46.67	35.17	24.06	12.49	1:12.00	
		Speed (m/s)	14.08	17.99	17.39	18.02	17.29	16.01	16.67	
		Stride length (m)	5.65	7.17	7.13	7.45	7.15	6.97	6.86	
		Stride duration (s)	0.396	0.399	0.410	0.414	0.414	0.436	0.412	
		Stride efficiency (%)	49.83	80.33	79.36	86.69	79.91	76.02	73.59	
		Stride count	35.42	27.89	28.07	26.85	27.97	28.67	174.87	

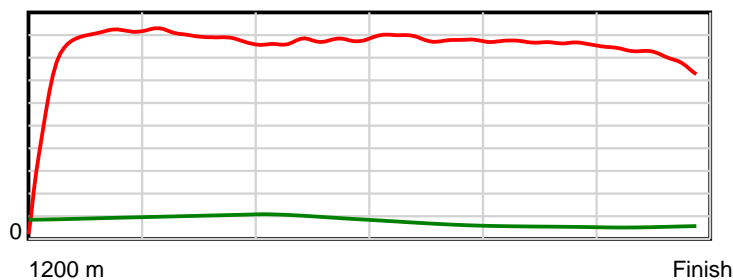
10 m Stride length



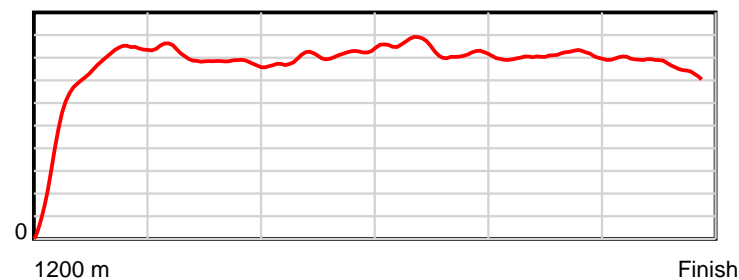
0.6 s Stride duration



20 m/sec Speed



100 % Stride efficiency



Note: Horizontal distance axis grid lines are 200m furlongs.

## Disclaimer.

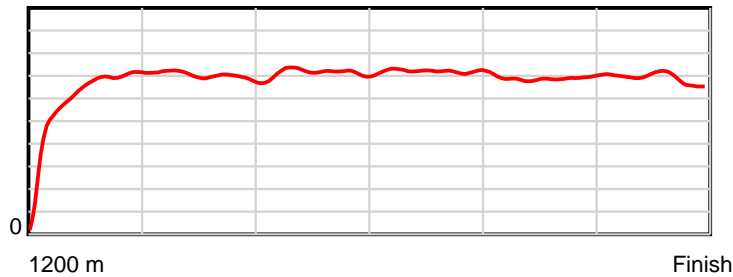
Tasracing Pty Ltd and Thoroughbred Ratings Pty Ltd accepts no responsibility for the completeness or accuracy of any of the information contained herein, and makes no representations about its suitability for any particular purpose. Users should make their own judgements about those matters and/or seek independent advice. You assume all risks associated with use of the data provided on this page.

# Race Results

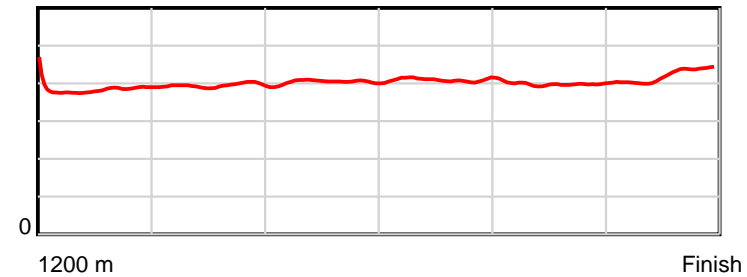
October 22, 2014, Race 5, CL1, Distance 1200m, Mowbray - Offset 6m

Result	TAB no.	Horse (Barrier)	1200 to	1000m to	800m to	600m to	400m to	200m to	Total or	Margin
11th	9	Vision Touch (6)	1000m	800m	600m	400m	200m	WP	Average	
		Position in running (margin)	-	5(2.6)	5(3.7)	8(2.9)	9(4.8)	9(4.6)		8.60
		Sectional time (s)	14.58	11.23	11.38	11.32	11.60	12.26		
		Cumulative time (s)	72.37	57.79	46.56	35.18	23.86	12.26	1:12.37	
		Speed (m/s)	13.72	17.81	17.57	17.67	17.24	16.31	16.58	
		Stride length (m)	5.46	7.02	7.10	7.24	6.86	6.91	6.70	
		Stride duration (s)	0.388	0.394	0.404	0.410	0.398	0.424	0.404	
		Stride efficiency (%)	46.52	77.05	78.67	81.98	73.53	74.63	70.20	
		Stride count	36.66	28.48	28.19	27.61	29.16	28.94	179.04	

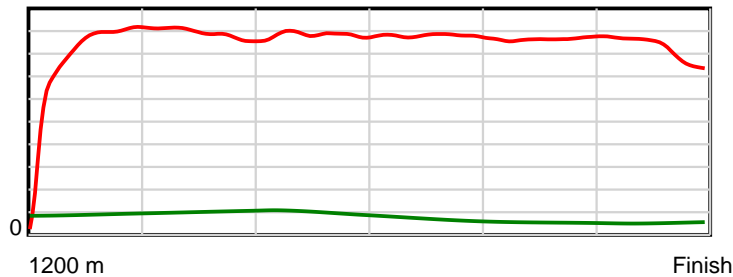
10 m Stride length



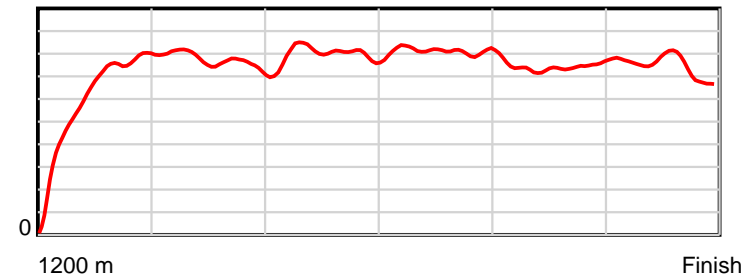
0.6 s Stride duration



20 m/sec Speed



100 % Stride efficiency



Note: Horizontal distance axis grid lines are 200m furlongs.

### Disclaimer.

Tasracing Pty Ltd and Thoroughbred Ratings Pty Ltd accepts no responsibility for the completeness or accuracy of any of the information contained herein, and makes no representations about its suitability for any particular purpose. Users should make their own judgements about those matters and/or seek independent advice. You assume all risks associated with use of the data provided on this page.