



## Race Results

Tasmanian Racing Club, Hobart, October 25, 2014

Compilation date: October 27, 2014, 9:57:53 AM (EST)

Copyright © 2014 Tasracing Pty Ltd. All rights reserved.

### Trademarks.

StrideMASTER is a registered trademark of Thoroughbred Ratings Pty Ltd.

### Disclaimer.

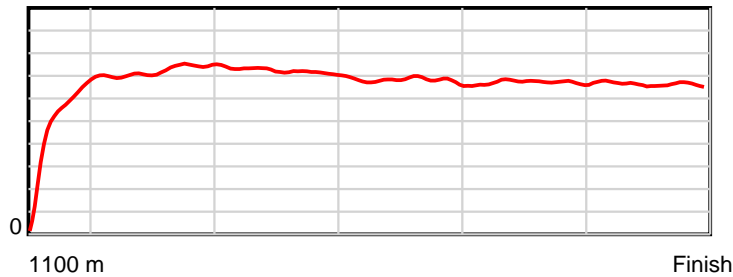
Tasracing Pty Ltd and Thoroughbred Ratings Pty Ltd accepts no responsibility for the completeness or accuracy of any of the information contained herein, and makes no representations about its suitability for any particular purpose. Users should make their own judgements about those matters and/or seek independent advice. You assume all risks associated with use of the data provided on this page.

# Race Results

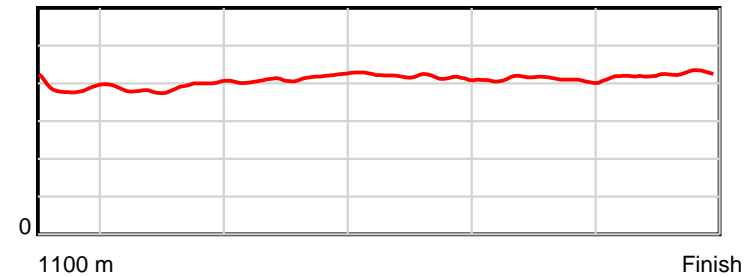
October 25, 2014, Race 4, MDN-SW, Distance 1100m, Elwick Course Proper - Offset 7m

| Result | TAB no. | Horse (Barrier)              | 1100 to      | 1000m to    | 800m to     | 600m to     | 400m to     | 200m to   | Total or       | Margin |
|--------|---------|------------------------------|--------------|-------------|-------------|-------------|-------------|-----------|----------------|--------|
| 1st    | 11      | <b>Galeocerdo (3)</b>        | <b>1000m</b> | <b>800m</b> | <b>600m</b> | <b>400m</b> | <b>200m</b> | <b>WP</b> | <b>Average</b> |        |
|        |         | Position in running (margin) | -            | 2(0.9)      | 1(0.0)      | 1(0.0)      | 1(0.0)      | 1(0.0)    |                | 0.00   |
|        |         | Sectional time (s)           | 8.74         | 10.56       | 11.43       | 12.47       | 11.91       | 12.71     |                |        |
|        |         | Cumulative time (s)          | 67.81        | 59.07       | 48.51       | 37.09       | 24.62       | 12.71     | 1:07.81        |        |
|        |         | Speed (m/s)                  | 11.44        | 18.94       | 17.50       | 16.04       | 16.79       | 15.74     | 16.22          |        |
|        |         | Stride length (m)            | 4.50         | 7.38        | 7.22        | 6.70        | 6.89        | 6.64      | 6.62           |        |
|        |         | Stride duration (s)          | 0.393        | 0.389       | 0.413       | 0.418       | 0.410       | 0.422     | 0.408          |        |
|        |         | Stride efficiency (%)        | 31.58        | 85.04       | 81.55       | 70.13       | 74.14       | 68.80     | 68.55          |        |
|        |         | Stride count                 | 22.24        | 27.11       | 27.69       | 29.86       | 29.04       | 30.14     | 166.08         |        |

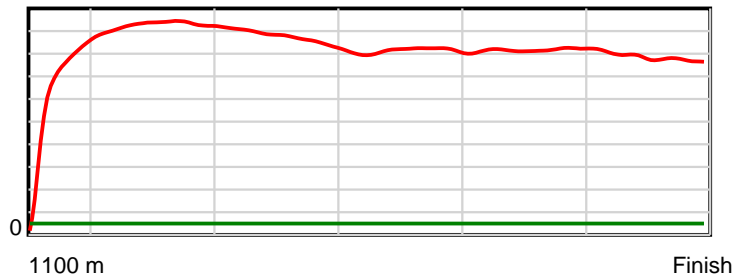
10 m Stride length



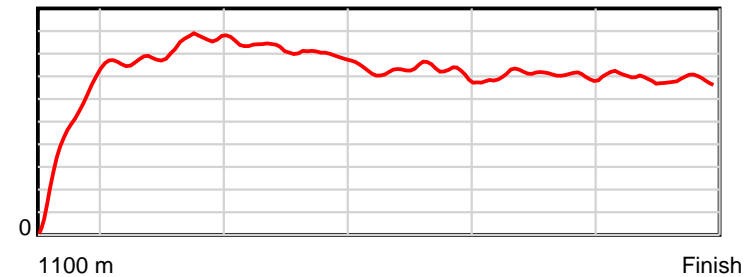
0.6 s Stride duration



20 m/sec Speed



100 % Stride efficiency



Note: Horizontal distance axis grid lines are 200m furlongs.

**Disclaimer.**

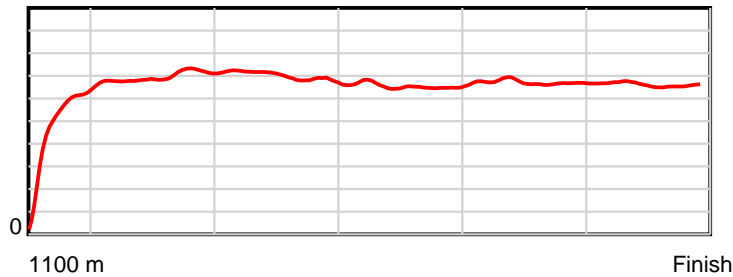
Tasracing Pty Ltd and Thoroughbred Ratings Pty Ltd accepts no responsibility for the completeness or accuracy of any of the information contained herein, and makes no representations about its suitability for any particular purpose. Users should make their own judgements about those matters and/or seek independent advice. You assume all risks associated with use of the data provided on this page.

# Race Results

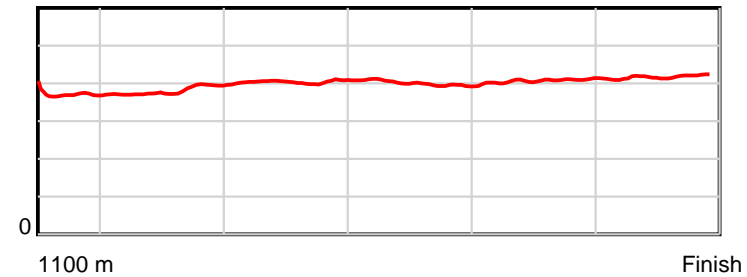
October 25, 2014, Race 4, MDN-SW, Distance 1100m, Elwick Course Proper - Offset 7m

| Result | TAB no. | Horse (Barrier)              | 1100 to | 1000m to | 800m to | 600m to | 400m to | 200m to | Total or | Margin |
|--------|---------|------------------------------|---------|----------|---------|---------|---------|---------|----------|--------|
| 2nd    | 5       | Miss Che Che (11)            | 1000m   | 800m     | 600m    | 400m    | 200m    | WP      | Average  |        |
|        |         | Position in running (margin) | -       | 3(1.3)   | 2(0.2)  | 2(1.1)  | 2(0.3)  | 2(1.0)  |          | 0.10   |
|        |         | Sectional time (s)           | 8.79    | 10.52    | 11.58   | 12.34   | 12.03   | 12.57   |          |        |
|        |         | Cumulative time (s)          | 67.83   | 59.04    | 48.52   | 36.94   | 24.60   | 12.57   | 1:07.82  |        |
|        |         | Speed (m/s)                  | 11.38   | 19.01    | 17.27   | 16.21   | 16.63   | 15.91   | 16.22    |        |
|        |         | Stride length (m)            | 4.20    | 7.22     | 6.97    | 6.48    | 6.76    | 6.64    | 6.44     |        |
|        |         | Stride duration (s)          | 0.376   | 0.380    | 0.403   | 0.400   | 0.407   | 0.417   | 0.397    |        |
|        |         | Stride efficiency (%)        | 27.62   | 81.52    | 75.92   | 65.56   | 71.47   | 68.87   | 64.85    |        |
|        |         | Stride count                 | 23.79   | 27.69    | 28.69   | 30.88   | 29.57   | 30.13   | 170.75   |        |

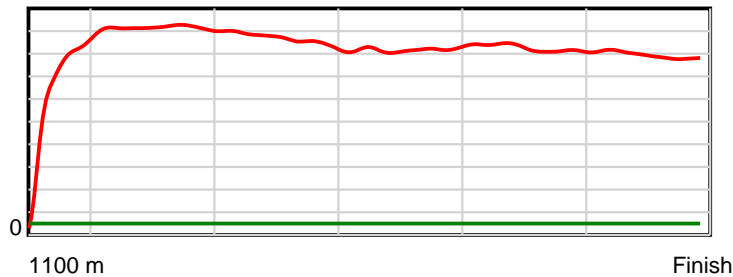
10 m Stride length



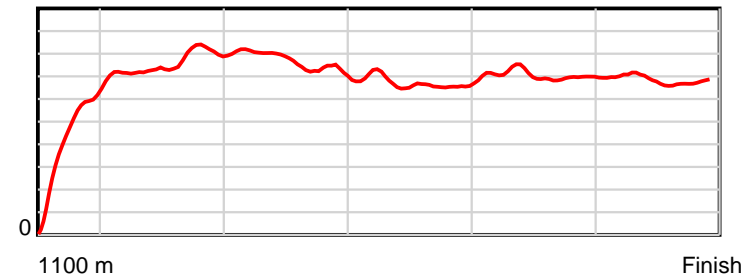
0.6 s Stride duration



20 m/sec Speed



100 % Stride efficiency



Note: Horizontal distance axis grid lines are 200m furlongs.

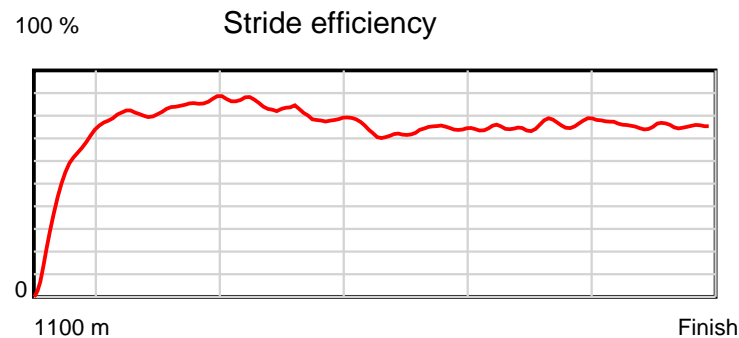
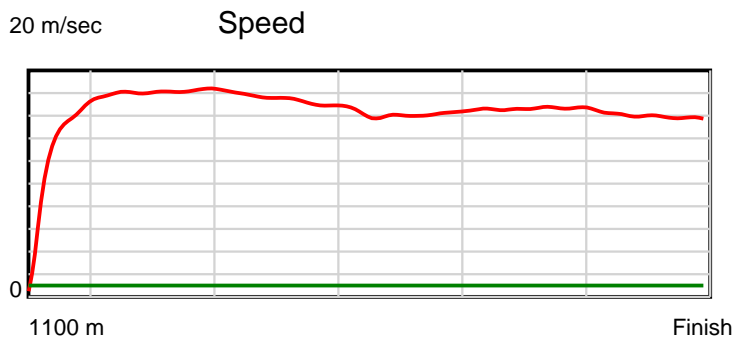
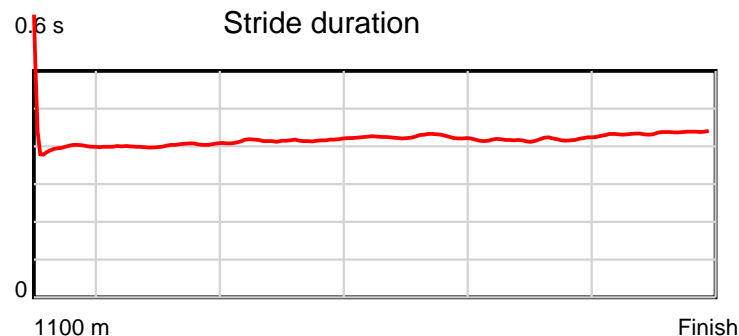
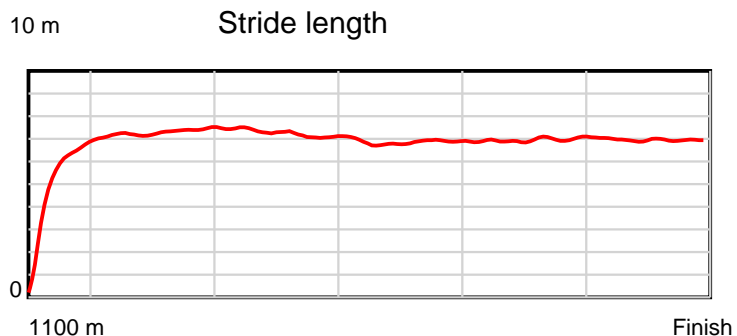
**Disclaimer.**

Tasracing Pty Ltd and Thoroughbred Ratings Pty Ltd accepts no responsibility for the completeness or accuracy of any of the information contained herein, and makes no representations about its suitability for any particular purpose. Users should make their own judgements about those matters and/or seek independent advice. You assume all risks associated with use of the data provided on this page.

# Race Results

October 25, 2014, Race 4, MDN-SW, Distance 1100m, Elwick Course Proper - Offset 7m

| Result | TAB no. | Horse (Barrier)              | 1100 to | 1000m to | 800m to | 600m to | 400m to | 200m to | Total or | Margin |
|--------|---------|------------------------------|---------|----------|---------|---------|---------|---------|----------|--------|
| 3rd    | 2       | Mikaylas Raide... (6)        | 1000m   | 800m     | 600m    | 400m    | 200m    | WP      | Average  |        |
|        |         | Position in running (margin) | -       | 5(1.8)   | 4(1.4)  | 5(2.2)  | 5(2.6)  | 4(1.8)  |          | 0.30   |
|        |         | Sectional time (s)           | 8.90    | 10.65    | 11.56   | 12.53   | 11.77   | 12.45   |          |        |
|        |         | Cumulative time (s)          | 67.87   | 58.97    | 48.32   | 36.76   | 24.23   | 12.45   | 1:07.87  |        |
|        |         | Speed (m/s)                  | 11.24   | 18.78    | 17.30   | 15.96   | 16.99   | 16.06   | 16.21    |        |
|        |         | Stride length (m)            | 4.78    | 7.56     | 7.18    | 6.78    | 7.09    | 7.00    | 6.81     |        |
|        |         | Stride duration (s)          | 0.422   | 0.402    | 0.415   | 0.425   | 0.417   | 0.436   | 0.420    |        |
|        |         | Stride efficiency (%)        | 35.65   | 89.23    | 80.48   | 71.81   | 78.51   | 76.61   | 72.44    |        |
|        |         | Stride count                 | 20.94   | 26.47    | 27.87   | 29.50   | 28.22   | 28.56   | 161.56   |        |



Note: Horizontal distance axis grid lines are 200m furlongs.

### Disclaimer.

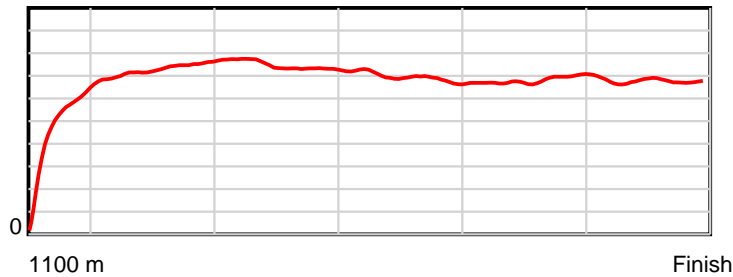
Tasracing Pty Ltd and Thoroughbred Ratings Pty Ltd accepts no responsibility for the completeness or accuracy of any of the information contained herein, and makes no representations about its suitability for any particular purpose. Users should make their own judgements about those matters and/or seek independent advice. You assume all risks associated with use of the data provided on this page.

# Race Results

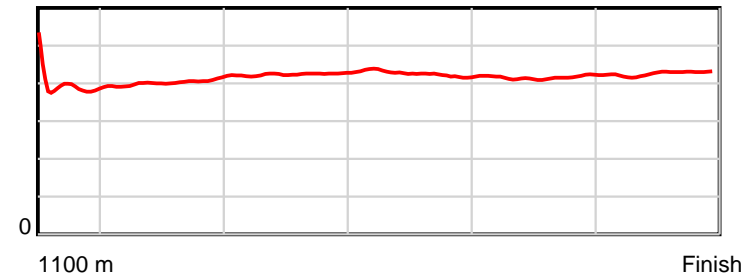
October 25, 2014, Race 4, MDN-SW, Distance 1100m, Elwick Course Proper - Offset 7m

| Result | TAB no. | Horse (Barrier)              | 1100 to      | 1000m to    | 800m to     | 600m to     | 400m to     | 200m to   | Total or       | Margin |
|--------|---------|------------------------------|--------------|-------------|-------------|-------------|-------------|-----------|----------------|--------|
| 4th    | 10      | <b>Gee Gees Supre... (7)</b> | <b>1000m</b> | <b>800m</b> | <b>600m</b> | <b>400m</b> | <b>200m</b> | <b>WP</b> | <b>Average</b> |        |
|        |         | Position in running (margin) | -            | 1(0.0)      | 3(0.8)      | 4(1.9)      | 4(1.9)      | 3(1.7)    |                | 0.30   |
|        |         | Sectional time (s)           | 8.60         | 10.85       | 11.60       | 12.46       | 11.89       | 12.46     |                |        |
|        |         | Cumulative time (s)          | 67.87        | 59.27       | 48.42       | 36.82       | 24.35       | 12.46     | 1:07.87        |        |
|        |         | Speed (m/s)                  | 11.63        | 18.43       | 17.24       | 16.05       | 16.82       | 16.05     | 16.21          |        |
|        |         | Stride length (m)            | 4.64         | 7.43        | 7.31        | 6.82        | 6.99        | 6.85      | 6.75           |        |
|        |         | Stride duration (s)          | 0.401        | 0.403       | 0.424       | 0.425       | 0.415       | 0.427     | 0.416          |        |
|        |         | Stride efficiency (%)        | 33.72        | 86.17       | 83.40       | 72.73       | 76.35       | 73.33     | 71.19          |        |
|        |         | Stride count                 | 21.53        | 26.93       | 27.38       | 29.32       | 28.61       | 29.20     | 162.97         |        |

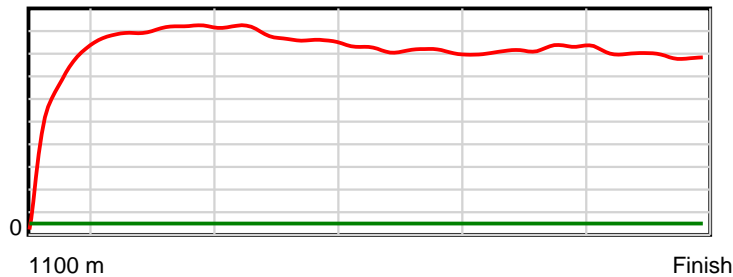
10 m Stride length



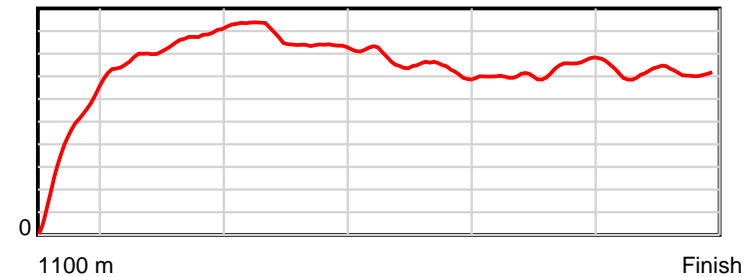
0.6 s Stride duration



20 m/sec Speed



100 % Stride efficiency



Note: Horizontal distance axis grid lines are 200m furlongs.

### Disclaimer.

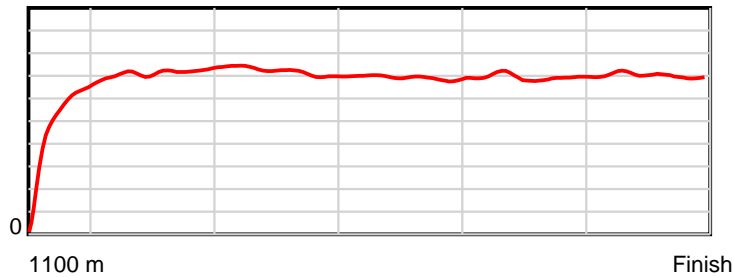
Tasracing Pty Ltd and Thoroughbred Ratings Pty Ltd accepts no responsibility for the completeness or accuracy of any of the information contained herein, and makes no representations about its suitability for any particular purpose. Users should make their own judgements about those matters and/or seek independent advice. You assume all risks associated with use of the data provided on this page.

# Race Results

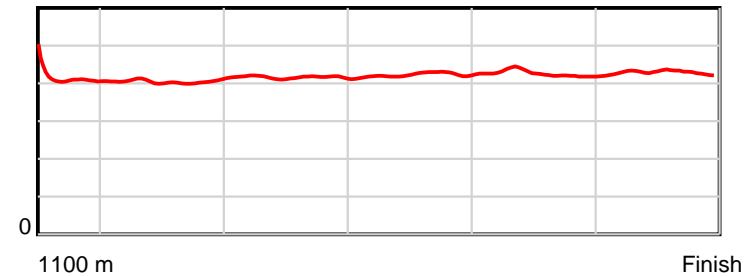
October 25, 2014, Race 4, MDN-SW, Distance 1100m, Elwick Course Proper - Offset 7m

| Result | TAB no. | Horse (Barrier)              | 1100 to | 1000m to | 800m to | 600m to | 400m to | 200m to | Total or | Margin |
|--------|---------|------------------------------|---------|----------|---------|---------|---------|---------|----------|--------|
| 5th    | 4       | Sentry Duty (8)              | 1000m   | 800m     | 600m    | 400m    | 200m    | WP      | Average  |        |
|        |         | Position in running (margin) | -       | 8(2.9)   | 10(5.3) | 10(6.0) | 7(3.8)  | 5(4.0)  |          | 0.80   |
|        |         | Sectional time (s)           | 9.00    | 11.12    | 11.53   | 12.10   | 11.95   | 12.25   |          |        |
|        |         | Cumulative time (s)          | 67.96   | 58.96    | 47.84   | 36.30   | 24.20   | 12.25   | 1:07.95  |        |
|        |         | Speed (m/s)                  | 11.11   | 17.99    | 17.35   | 16.53   | 16.74   | 16.33   | 16.19    |        |
|        |         | Stride length (m)            | 4.62    | 7.28     | 7.21    | 6.99    | 7.12    | 6.98    | 6.78     |        |
|        |         | Stride duration (s)          | 0.420   | 0.405    | 0.416   | 0.423   | 0.426   | 0.428   | 0.419    |        |
|        |         | Stride efficiency (%)        | 33.39   | 82.92    | 81.30   | 76.41   | 79.28   | 76.22   | 71.92    |        |
|        |         | Stride count                 | 21.63   | 27.46    | 27.73   | 28.60   | 28.08   | 28.64   | 162.14   |        |

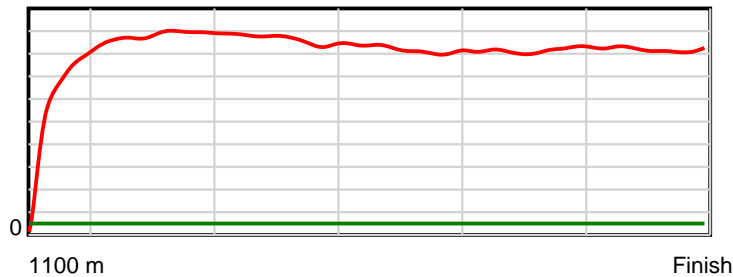
10 m Stride length



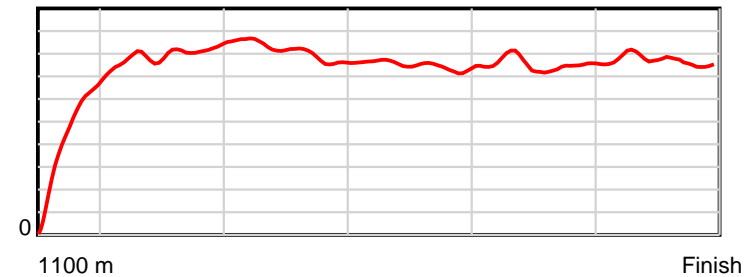
0.6 s Stride duration



20 m/sec Speed



100 % Stride efficiency



Note: Horizontal distance axis grid lines are 200m furlongs.

## Disclaimer.

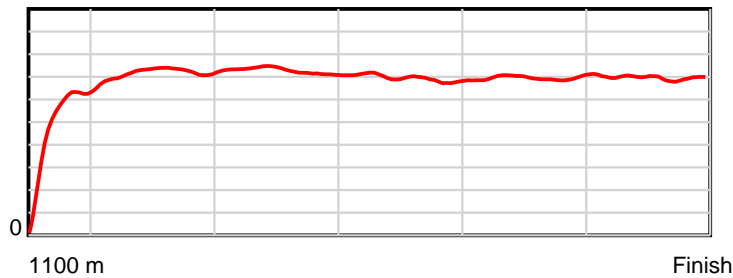
Tasracing Pty Ltd and Thoroughbred Ratings Pty Ltd accepts no responsibility for the completeness or accuracy of any of the information contained herein, and makes no representations about its suitability for any particular purpose. Users should make their own judgements about those matters and/or seek independent advice. You assume all risks associated with use of the data provided on this page.

# Race Results

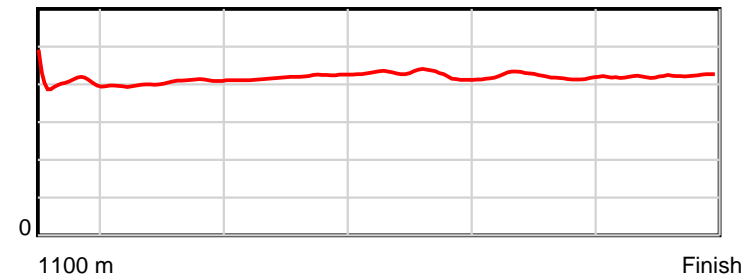
October 25, 2014, Race 4, MDN-SW, Distance 1100m, Elwick Course Proper - Offset 7m

| Result | TAB no. | Horse (Barrier)              | 1100 to | 1000m to | 800m to | 600m to | 400m to | 200m to | Total or | Margin |
|--------|---------|------------------------------|---------|----------|---------|---------|---------|---------|----------|--------|
| 6th    | 8       | Ashalar (5)                  | 1000m   | 800m     | 600m    | 400m    | 200m    | WP      | Average  |        |
|        |         | Position in running (margin) | -       | 7(2.1)   | 9(3.6)  | 9(4.6)  | 10(5.0) | 6(5.2)  |          | 1.00   |
|        |         | Sectional time (s)           | 8.94    | 10.96    | 11.59   | 12.53   | 11.95   | 12.03   |          |        |
|        |         | Cumulative time (s)          | 68.00   | 59.06    | 48.10   | 36.51   | 23.98   | 12.03   | 1:08.00  |        |
|        |         | Speed (m/s)                  | 11.19   | 18.25    | 17.26   | 15.96   | 16.74   | 16.63   | 16.18    |        |
|        |         | Stride length (m)            | 4.66    | 7.37     | 7.24    | 6.80    | 7.06    | 6.98    | 6.77     |        |
|        |         | Stride duration (s)          | 0.412   | 0.404    | 0.419   | 0.426   | 0.422   | 0.420   | 0.418    |        |
|        |         | Stride efficiency (%)        | 33.99   | 84.96    | 81.88   | 72.26   | 77.94   | 76.21   | 71.55    |        |
|        |         | Stride count                 | 21.44   | 27.12    | 27.63   | 29.41   | 28.32   | 28.64   | 162.56   |        |

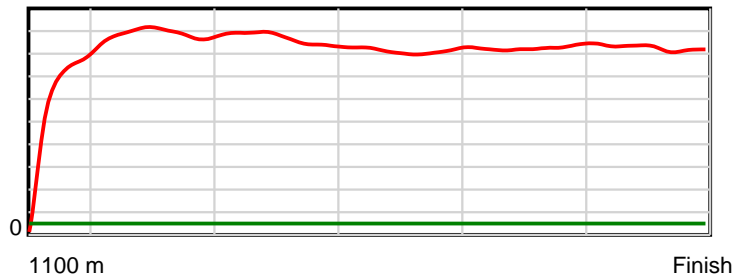
10 m Stride length



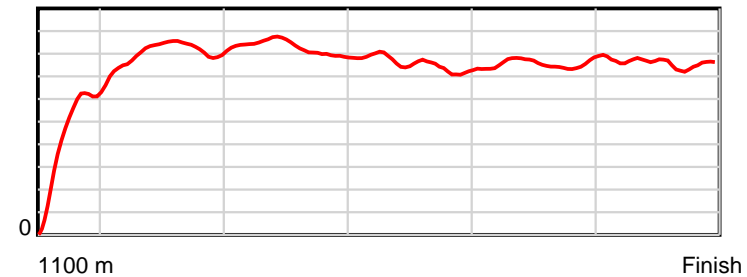
0.6 s Stride duration



20 m/sec Speed



100 % Stride efficiency



Note: Horizontal distance axis grid lines are 200m furlongs.

## Disclaimer.

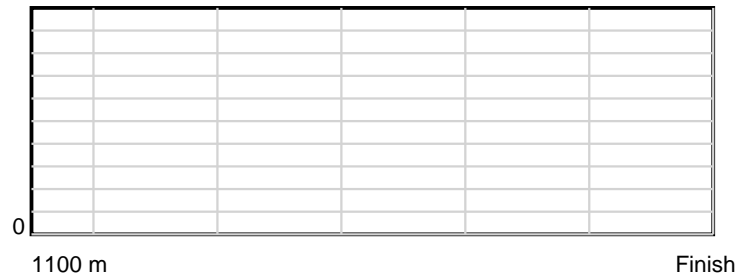
Tasracing Pty Ltd and Thoroughbred Ratings Pty Ltd accepts no responsibility for the completeness or accuracy of any of the information contained herein, and makes no representations about its suitability for any particular purpose. Users should make their own judgements about those matters and/or seek independent advice. You assume all risks associated with use of the data provided on this page.

# Race Results

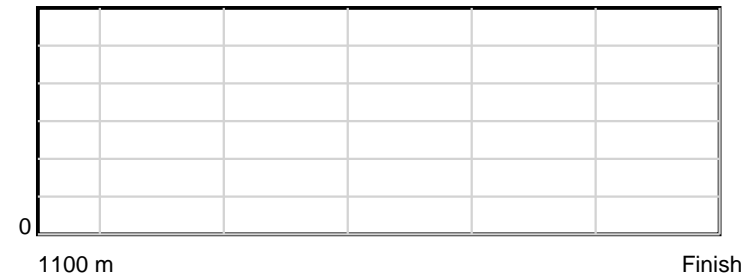
October 25, 2014, Race 4, MDN-SW, Distance 1100m, Elwick Course Proper - Offset 7m

| Result | TAB no. | Horse (Barrier)              | 1100 to | 1000m to | 800m to | 600m to | 400m to | 200m to | Total or | Margin |
|--------|---------|------------------------------|---------|----------|---------|---------|---------|---------|----------|--------|
| 7th    | 3       | Rangaondarun (10)            |         |          |         |         |         |         |          |        |
|        |         | Position in running (margin) |         |          |         |         |         |         |          |        |
|        |         | Sectional time (s)           |         |          |         |         |         |         |          |        |
|        |         | Cumulative time (s)          |         |          |         |         |         |         |          |        |
|        |         | Speed (m/s)                  |         |          |         |         |         |         |          |        |
|        |         | Stride length (m)            |         |          |         |         |         |         |          |        |
|        |         | Stride duration (s)          |         |          |         |         |         |         |          |        |
|        |         | Stride efficiency (%)        |         |          |         |         |         |         |          |        |
|        |         | Stride count                 |         |          |         |         |         |         |          |        |

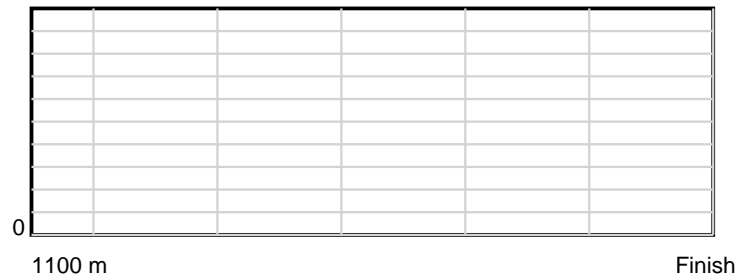
10 m Stride length



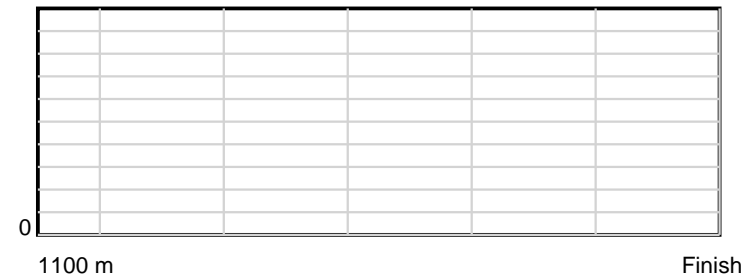
0.6 s Stride duration



20 m/sec Speed



100 % Stride efficiency



Note: Horizontal distance axis grid lines are 200m furlongs.

**Disclaimer.**

Tasracing Pty Ltd and Thoroughbred Ratings Pty Ltd accepts no responsibility for the completeness or accuracy of any of the information contained herein, and makes no representations about its suitability for any particular purpose. Users should make their own judgements about those matters and/or seek independent advice. You assume all risks associated with use of the data provided on this page.

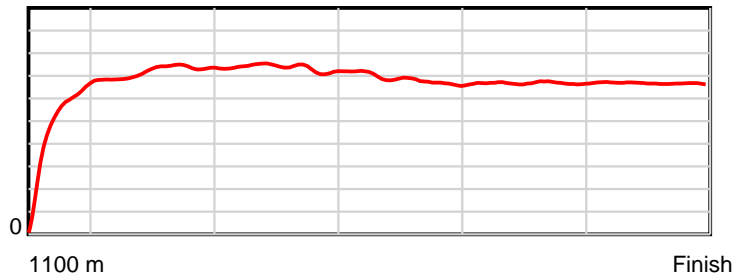


# Race Results

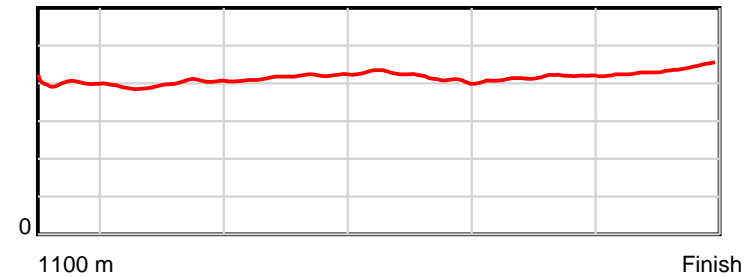
October 25, 2014, Race 4, MDN-SW, Distance 1100m, Elwick Course Proper - Offset 7m

| Result | TAB no. | Horse (Barrier)              | 1100 to      | 1000m to    | 800m to     | 600m to     | 400m to     | 200m to   | Total or       | Margin |
|--------|---------|------------------------------|--------------|-------------|-------------|-------------|-------------|-----------|----------------|--------|
| 8th    | 1       | <b>EI Boliche (2)</b>        | <b>1000m</b> | <b>800m</b> | <b>600m</b> | <b>400m</b> | <b>200m</b> | <b>WP</b> | <b>Average</b> |        |
|        |         | Position in running (margin) | -            | 6(2.1)      | 7(2.6)      | 7(2.9)      | 6(3.0)      | 8(5.7)    |                | 8.10   |
|        |         | Sectional time (s)           | 9.23         | 10.80       | 11.47       | 12.49       | 12.36       | 13.00     |                |        |
|        |         | Cumulative time (s)          | 69.34        | 60.11       | 49.31       | 37.84       | 25.35       | 13.00     | 1:09.34        |        |
|        |         | Speed (m/s)                  | 10.83        | 18.52       | 17.44       | 16.01       | 16.18       | 15.38     | 15.86          |        |
|        |         | Stride length (m)            | 4.38         | 7.37        | 7.28        | 6.68        | 6.73        | 6.74      | 6.60           |        |
|        |         | Stride duration (s)          | 0.397        | 0.398       | 0.417       | 0.417       | 0.416       | 0.438     | 0.416          |        |
|        |         | Stride efficiency (%)        | 29.99        | 84.79       | 82.84       | 69.74       | 70.80       | 71.04     | 67.99          |        |
|        |         | Stride count                 | 22.83        | 27.15       | 27.47       | 29.94       | 29.71       | 29.66     | 166.76         |        |

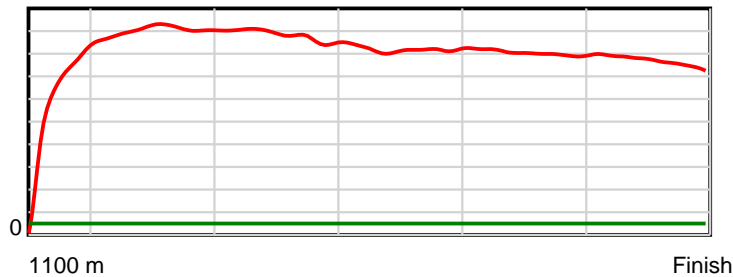
10 m Stride length



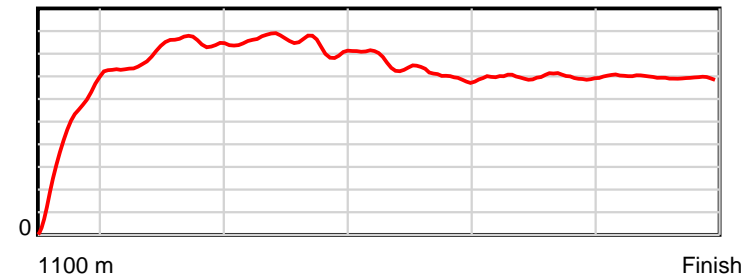
0.6 s Stride duration



20 m/sec Speed



100 % Stride efficiency



Note: Horizontal distance axis grid lines are 200m furlongs.

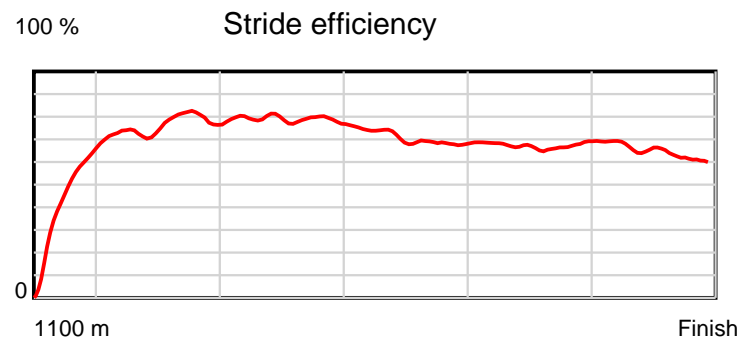
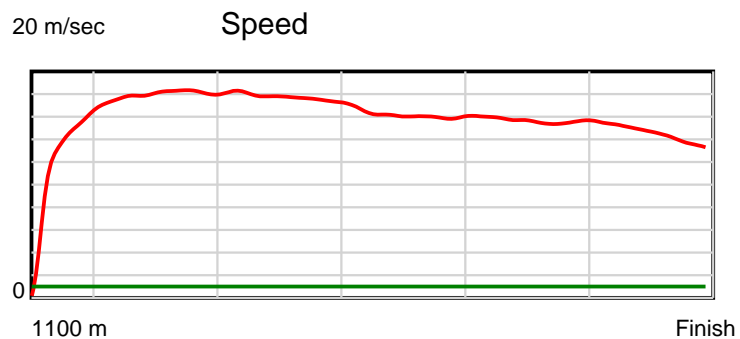
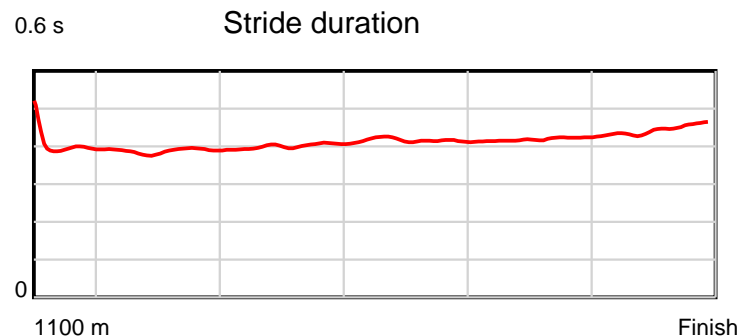
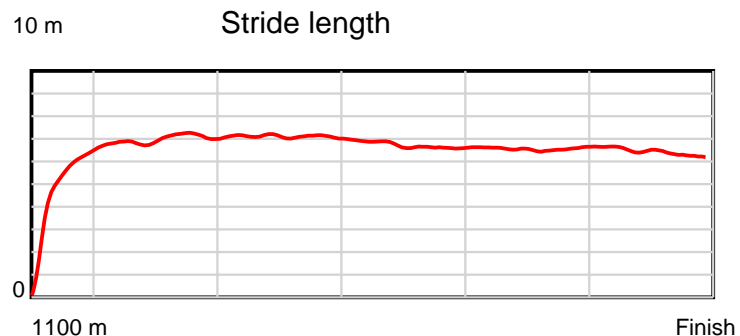
**Disclaimer.**

Tasracing Pty Ltd and Thoroughbred Ratings Pty Ltd accepts no responsibility for the completeness or accuracy of any of the information contained herein, and makes no representations about its suitability for any particular purpose. Users should make their own judgements about those matters and/or seek independent advice. You assume all risks associated with use of the data provided on this page.

# Race Results

October 25, 2014, Race 4, MDN-SW, Distance 1100m, Elwick Course Proper - Offset 7m

| Result | TAB no. | Horse (Barrier)              | 1100 to | 1000m to | 800m to | 600m to | 400m to | 200m to | Total or | Margin |
|--------|---------|------------------------------|---------|----------|---------|---------|---------|---------|----------|--------|
| 9th    | 7       | Sedate (1)                   | 1000m   | 800m     | 600m    | 400m    | 200m    | WP      | Average  |        |
|        |         | Position in running (margin) | -       | 4(1.5)   | 5(2.6)  | 3(1.8)  | 3(1.7)  | 7(5.3)  |          | 12.90  |
|        |         | Sectional time (s)           | 9.32    | 10.89    | 11.28   | 12.46   | 12.51   | 13.81   |          |        |
|        |         | Cumulative time (s)          | 70.28   | 60.96    | 50.07   | 38.78   | 26.33   | 13.81   | 1:10.28  |        |
|        |         | Speed (m/s)                  | 10.73   | 18.37    | 17.73   | 16.05   | 15.99   | 14.48   | 15.65    |        |
|        |         | Stride length (m)            | 4.63    | 7.12     | 7.11    | 6.68    | 6.69    | 6.44    | 6.52     |        |
|        |         | Stride duration (s)          | 0.411   | 0.388    | 0.401   | 0.416   | 0.419   | 0.445   | 0.417    |        |
|        |         | Stride efficiency (%)        | 33.45   | 79.22    | 78.92   | 69.72   | 70.00   | 64.85   | 66.42    |        |
|        |         | Stride count                 | 21.62   | 28.09    | 28.14   | 29.94   | 29.88   | 31.05   | 168.72   |        |



Note: Horizontal distance axis grid lines are 200m furlongs.

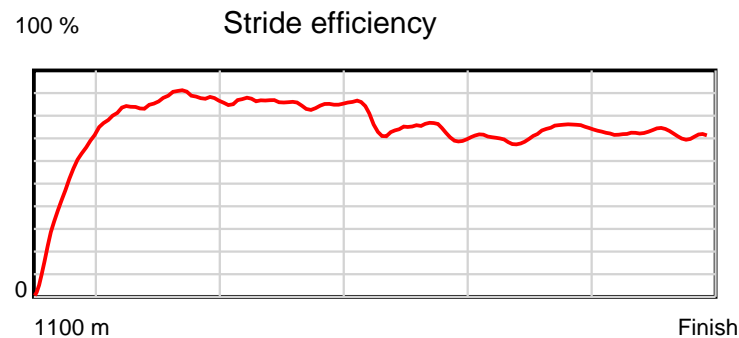
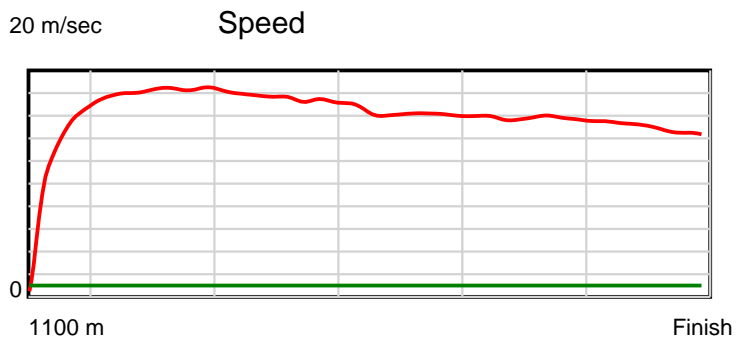
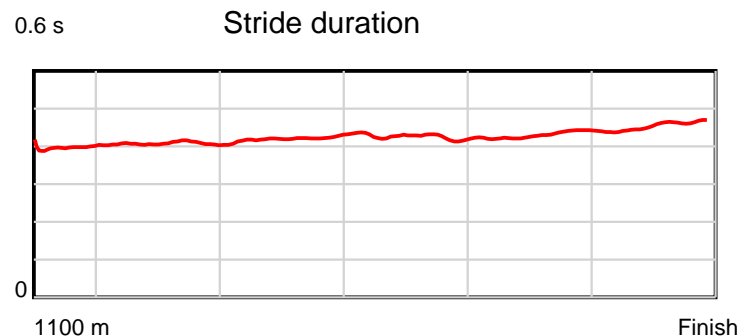
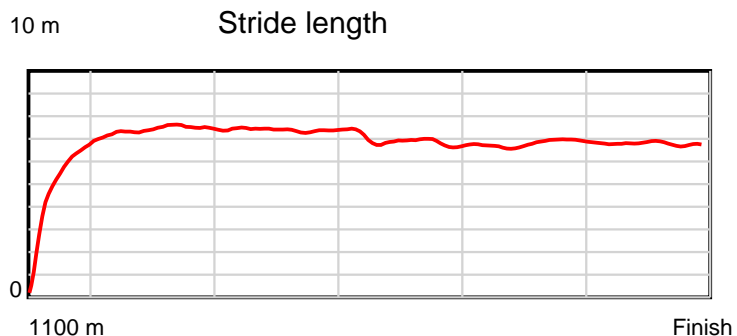
## Disclaimer.

Tasracing Pty Ltd and Thoroughbred Ratings Pty Ltd accepts no responsibility for the completeness or accuracy of any of the information contained herein, and makes no representations about its suitability for any particular purpose. Users should make their own judgements about those matters and/or seek independent advice. You assume all risks associated with use of the data provided on this page.

# Race Results

October 25, 2014, Race 4, MDN-SW, Distance 1100m, Elwick Course Proper - Offset 7m

| Result | TAB no. | Horse (Barrier)              | 1100 to      | 1000m to    | 800m to     | 600m to     | 400m to     | 200m to   | Total or       | Margin |
|--------|---------|------------------------------|--------------|-------------|-------------|-------------|-------------|-----------|----------------|--------|
| 10th   | 12      | <b>Gee Gees Tismo... (9)</b> | <b>1000m</b> | <b>800m</b> | <b>600m</b> | <b>400m</b> | <b>200m</b> | <b>WP</b> | <b>Average</b> |        |
|        |         | Position in running (margin) | -            | 9(4.4)      | 6(2.6)      | 6(2.9)      | 8(4.1)      | 9(8.0)    |                | 13.90  |
|        |         | Sectional time (s)           | 9.90         | 10.43       | 11.46       | 12.66       | 12.57       | 13.45     |                |        |
|        |         | Cumulative time (s)          | 70.48        | 60.58       | 50.15       | 38.69       | 26.02       | 13.45     | 1:10.48        |        |
|        |         | Speed (m/s)                  | 10.10        | 19.18       | 17.45       | 15.80       | 15.91       | 14.87     | 15.61          |        |
|        |         | Stride length (m)            | 4.21         | 7.79        | 7.31        | 6.71        | 6.84        | 6.76      | 6.65           |        |
|        |         | Stride duration (s)          | 0.399        | 0.406       | 0.419       | 0.425       | 0.430       | 0.455     | 0.426          |        |
|        |         | Stride efficiency (%)        | 27.76        | 94.84       | 83.43       | 70.28       | 73.04       | 71.39     | 69.09          |        |
|        |         | Stride count                 | 23.73        | 25.67       | 27.37       | 29.82       | 29.25       | 29.59     | 165.43         |        |



Note: Horizontal distance axis grid lines are 200m furlongs.

### Disclaimer.

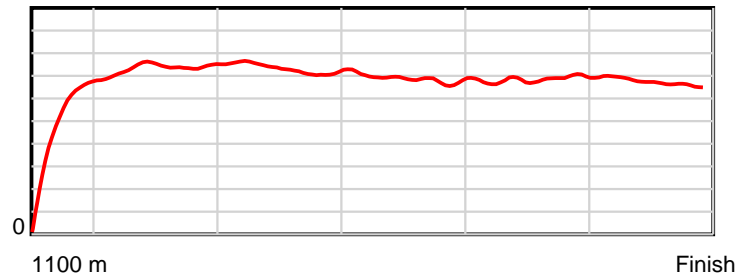
Tasracing Pty Ltd and Thoroughbred Ratings Pty Ltd accepts no responsibility for the completeness or accuracy of any of the information contained herein, and makes no representations about its suitability for any particular purpose. Users should make their own judgements about those matters and/or seek independent advice. You assume all risks associated with use of the data provided on this page.

# Race Results

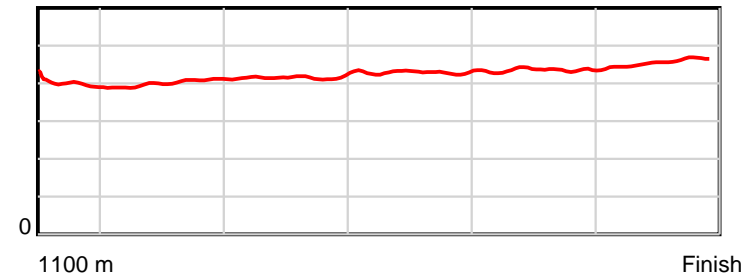
October 25, 2014, Race 4, MDN-SW, Distance 1100m, Elwick Course Proper - Offset 7m

| Result | TAB no. | Horse (Barrier)              | 1100 to | 1000m to | 800m to | 600m to | 400m to | 200m to | Total or | Margin |
|--------|---------|------------------------------|---------|----------|---------|---------|---------|---------|----------|--------|
| 11th   | 6       | Santolaya (4)                | 1000m   | 800m     | 600m    | 400m    | 200m    | WP      | Average  |        |
|        |         | Position in running (margin) | -       | 10(4.5)  | 8(3.2)  | 8(3.5)  | 9(4.9)  | 10(9.4) |          | 16.90  |
|        |         | Sectional time (s)           | 10.14   | 10.49    | 11.48   | 12.70   | 12.66   | 13.62   |          |        |
|        |         | Cumulative time (s)          | 71.09   | 60.95    | 50.46   | 38.99   | 26.28   | 13.62   | 1:11.09  |        |
|        |         | Speed (m/s)                  | 9.87    | 19.07    | 17.42   | 15.75   | 15.80   | 14.68   | 15.47    |        |
|        |         | Stride length (m)            | 4.26    | 7.61     | 7.22    | 6.76    | 6.86    | 6.70    | 6.62     |        |
|        |         | Stride duration (s)          | 0.403   | 0.399    | 0.414   | 0.429   | 0.434   | 0.456   | 0.428    |        |
|        |         | Stride efficiency (%)        | 28.33   | 90.59    | 81.35   | 71.34   | 73.55   | 70.16   | 68.55    |        |
|        |         | Stride count                 | 23.49   | 26.27    | 27.72   | 29.60   | 29.15   | 29.85   | 166.08   |        |

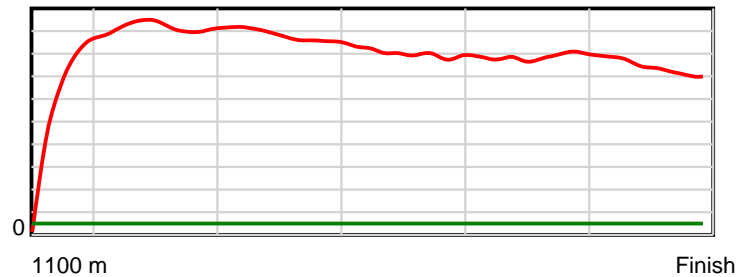
10 m Stride length



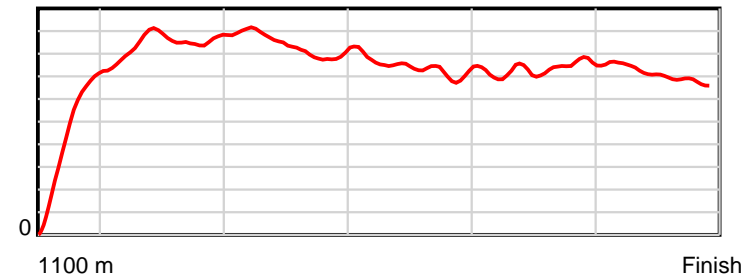
0.6 s Stride duration



20 m/sec Speed



100 % Stride efficiency



Note: Horizontal distance axis grid lines are 200m furlongs.

## Disclaimer.

Tasracing Pty Ltd and Thoroughbred Ratings Pty Ltd accepts no responsibility for the completeness or accuracy of any of the information contained herein, and makes no representations about its suitability for any particular purpose. Users should make their own judgements about those matters and/or seek independent advice. You assume all risks associated with use of the data provided on this page.