



Race Results

Tasmanian Racing Club, Hobart, October 25, 2014

Compilation date: October 27, 2014, 9:59:32 AM (EST)

Copyright © 2014 Tasracing Pty Ltd. All rights reserved.

Trademarks.

StrideMASTER is a registered trademark of Thoroughbred Ratings Pty Ltd.

Disclaimer.

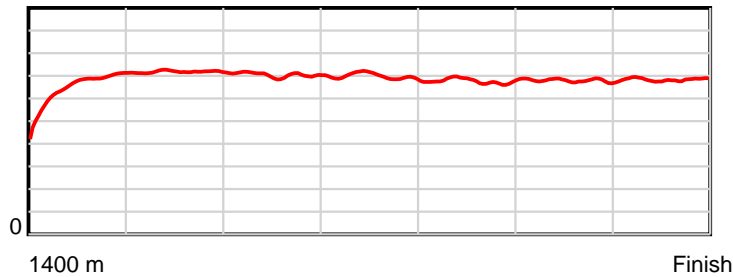
Tasracing Pty Ltd and Thoroughbred Ratings Pty Ltd accepts no responsibility for the completeness or accuracy of any of the information contained herein, and makes no representations about its suitability for any particular purpose. Users should make their own judgements about those matters and/or seek independent advice. You assume all risks associated with use of the data provided on this page.

Race Results

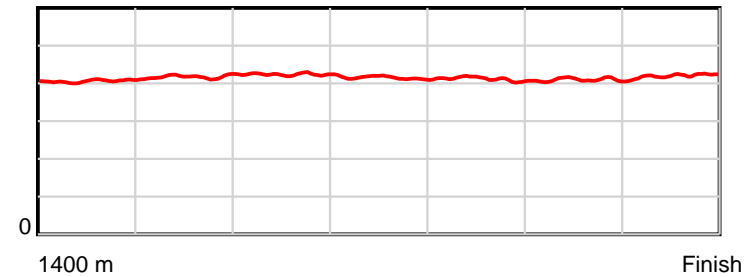
October 25, 2014, Race 5, CL1, Distance 1400m, Elwick Course Proper - Offset 7m

Result	TAB no.	Horse (Barrier)	1400 to	1200m to	1000m to	800m to	600m to	400m to	200m to	Total or	Margin
1st	4	Isn't Life Str... (5)	1200m	1000m	800m	600m	400m	200m	WP	Average	
		Position in running (margin)	-	3(0.0)	3(0.0)	3(0.0)	3(0.0)	2(0.0)	2(0.0)		0.00
		Sectional time (s)	16.09	11.39	11.94	11.92	12.27	12.01	12.19		
		Cumulative time (s)	87.81	71.72	60.33	48.39	36.47	24.20	12.19	1:27.81	
		Speed (m/s)	12.43	17.56	16.75	16.78	16.30	16.65	16.41	15.94	
		Stride length (m)	5.07	7.35	7.09	6.95	6.71	6.80	6.88	6.61	
		Stride duration (s)	0.408	0.418	0.423	0.414	0.412	0.408	0.420	0.414	
		Stride efficiency (%)	40.14	84.34	78.56	75.41	70.42	72.29	73.97	68.18	
		Stride count	39.46	27.22	28.21	28.79	29.79	29.41	29.07	211.95	

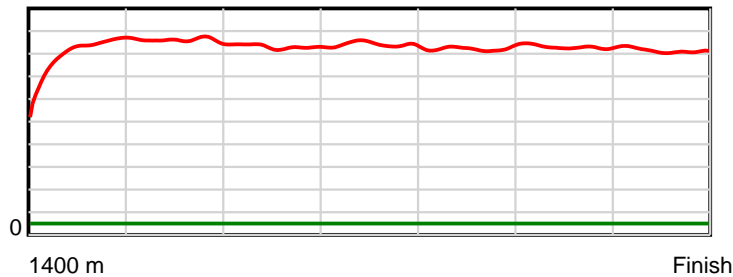
10 m Stride length



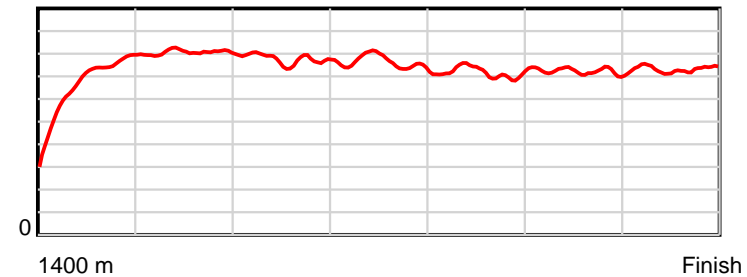
0.6 s Stride duration



20 m/sec Speed



100 % Stride efficiency



Note: Horizontal distance axis grid lines are 200m furlongs.

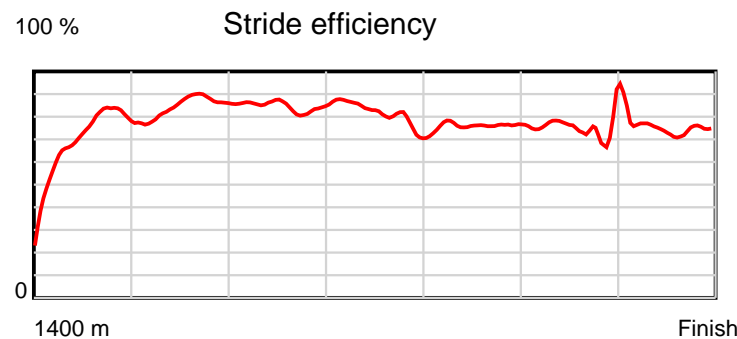
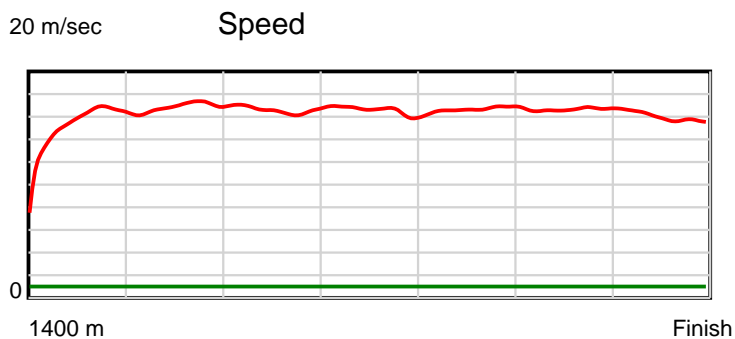
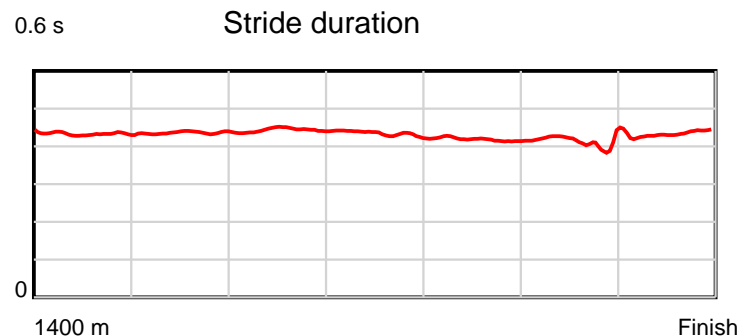
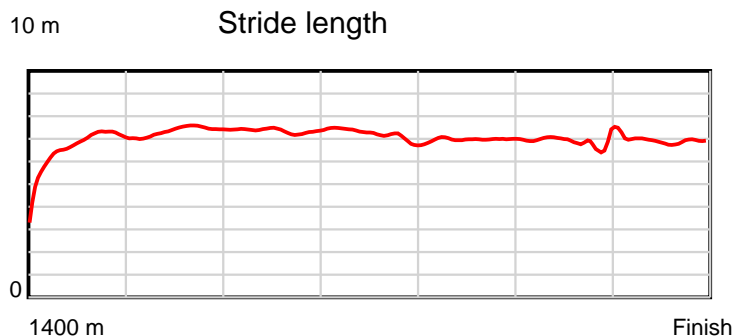
Disclaimer.

Tasracing Pty Ltd and Thoroughbred Ratings Pty Ltd accepts no responsibility for the completeness or accuracy of any of the information contained herein, and makes no representations about its suitability for any particular purpose. Users should make their own judgements about those matters and/or seek independent advice. You assume all risks associated with use of the data provided on this page.

Race Results

October 25, 2014, Race 5, CL1, Distance 1400m, Elwick Course Proper - Offset 7m

Result	TAB no.	Horse (Barrier)	1400 to	1200m to	1000m to	800m to	600m to	400m to	200m to	Total or	Margin
2nd	1	Hugo (10)	1200m	1000m	800m	600m	400m	200m	WP	Average	
		Position in running (margin)	-	7(0.0)	7(0.0)	7(0.0)	7(0.0)	7(0.0)	3(0.0)		3.30
		Sectional time (s)	16.70	11.56	11.90	12.16	11.92	11.65	12.55		
		Cumulative time (s)	88.44	71.74	60.18	48.28	36.13	24.20	12.55	1:28.44	
		Speed (m/s)	11.98	17.30	16.81	16.45	16.78	17.17	15.94	15.83	
		Stride length (m)	5.31	7.54	7.45	7.12	7.02	7.05	6.90	6.83	
		Stride duration (s)	0.440	0.436	0.443	0.433	0.419	0.411	0.433	0.432	
		Stride efficiency (%)	44.05	88.72	86.76	79.26	77.06	77.74	74.50	72.92	
		Stride count	37.67	26.54	26.84	28.08	28.48	28.36	28.97	204.94	



Note: Horizontal distance axis grid lines are 200m furlongs.

Disclaimer.

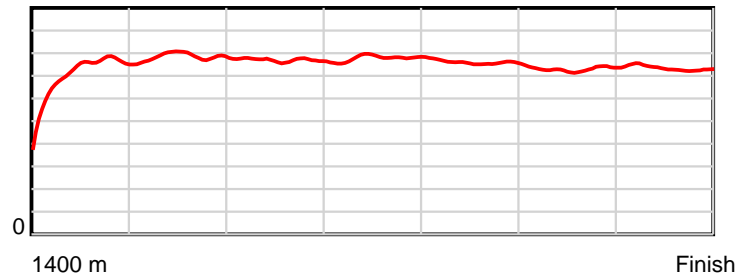
Tasracing Pty Ltd and Thoroughbred Ratings Pty Ltd accepts no responsibility for the completeness or accuracy of any of the information contained herein, and makes no representations about its suitability for any particular purpose. Users should make their own judgements about those matters and/or seek independent advice. You assume all risks associated with use of the data provided on this page.

Race Results

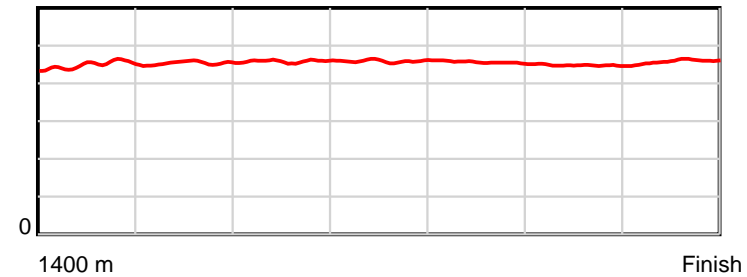
October 25, 2014, Race 5, CL1, Distance 1400m, Elwick Course Proper - Offset 7m

Result	TAB no.	Horse (Barrier)	1400 to	1200m to	1000m to	800m to	600m to	400m to	200m to	Total or	Margin
3rd	5	Testa Gee Gee (6)	1200m	1000m	800m	600m	400m	200m	WP	Average	
		Position in running (margin)	-	4(0.0)	4(0.0)	4(0.0)	4(0.0)	4(0.0)	5(0.0)		4.60
		Sectional time (s)	16.34	11.56	11.89	11.99	12.26	12.20	12.44		
		Cumulative time (s)	88.68	72.34	60.78	48.89	36.90	24.64	12.44	1:28.68	
		Speed (m/s)	12.24	17.30	16.82	16.68	16.31	16.39	16.08	15.79	
		Stride length (m)	5.50	7.85	7.71	7.65	7.42	7.34	7.37	7.17	
		Stride duration (s)	0.441	0.454	0.458	0.458	0.455	0.448	0.459	0.454	
		Stride efficiency (%)	47.30	96.38	92.91	91.37	86.12	84.27	84.95	80.37	
		Stride count	36.35	25.47	25.94	26.16	26.94	27.24	27.12	195.22	

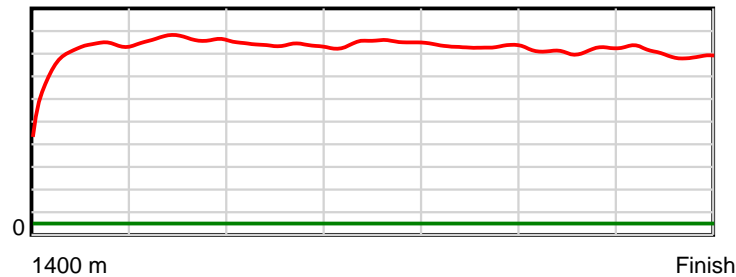
10 m Stride length



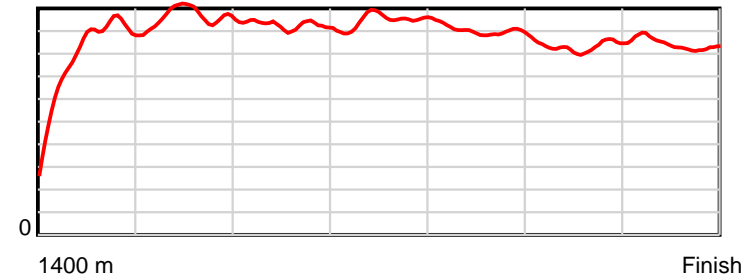
0.6 s Stride duration



20 m/sec Speed



100 % Stride efficiency



Note: Horizontal distance axis grid lines are 200m furlongs.

Disclaimer.

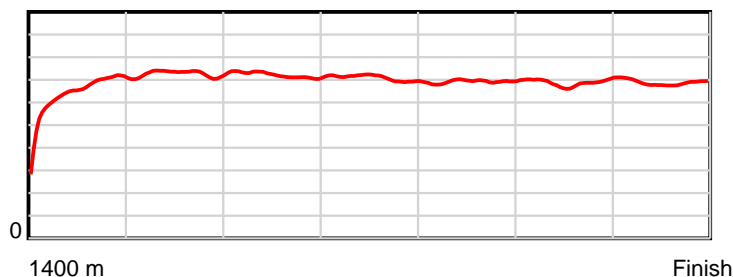
Tasracing Pty Ltd and Thoroughbred Ratings Pty Ltd accepts no responsibility for the completeness or accuracy of any of the information contained herein, and makes no representations about its suitability for any particular purpose. Users should make their own judgements about those matters and/or seek independent advice. You assume all risks associated with use of the data provided on this page.

Race Results

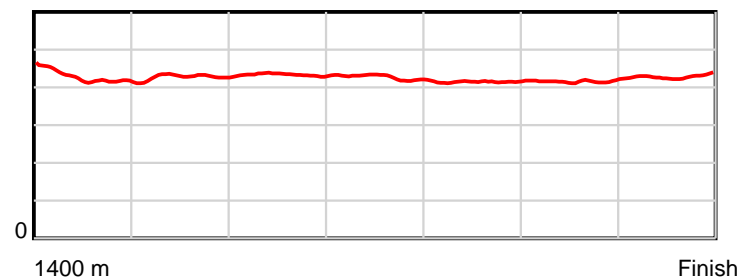
October 25, 2014, Race 5, CL1, Distance 1400m, Elwick Course Proper - Offset 7m

Result	TAB no.	Horse (Barrier)	1400 to	1200m to	1000m to	800m to	600m to	400m to	200m to	Total or	Margin
4th	2	Made of Stars (3)	1200m	1000m	800m	600m	400m	200m	WP	Average	
		Position in running (margin)	-	8(0.0)	8(0.0)	8(0.0)	8(0.0)	8(0.0)	7(0.0)		5.40
		Sectional time (s)	16.92	11.71	12.01	12.21	11.76	11.84	12.40		
		Cumulative time (s)	88.84	71.92	60.21	48.20	35.99	24.23	12.40	1:28.84	
		Speed (m/s)	11.82	17.08	16.65	16.38	17.01	16.89	16.13	15.76	
		Stride length (m)	5.28	7.32	7.22	6.97	7.04	7.03	6.93	6.75	
		Stride duration (s)	0.439	0.429	0.434	0.425	0.414	0.416	0.429	0.428	
		Stride efficiency (%)	43.56	83.77	81.44	75.89	77.48	77.15	74.98	71.25	
		Stride count	37.88	27.32	27.70	28.70	28.40	28.46	28.87	207.33	

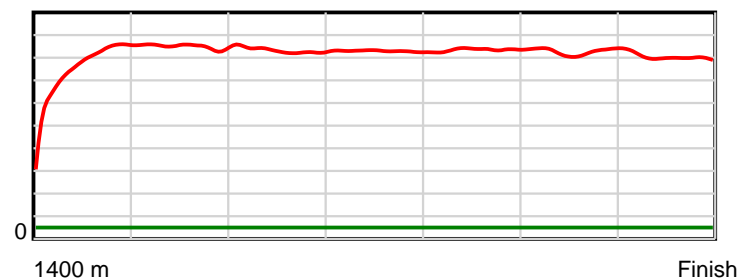
10 m Stride length



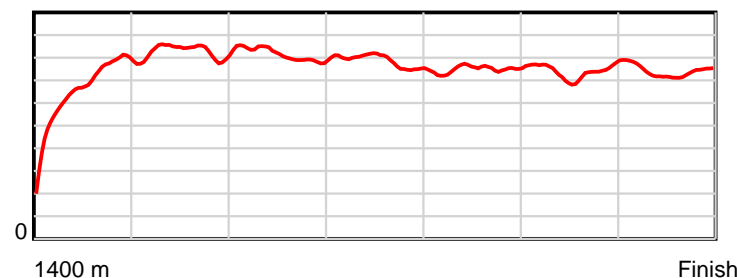
0.6 s Stride duration



20 m/sec Speed



100 % Stride efficiency



Note: Horizontal distance axis grid lines are 200m furlongs.

Disclaimer.

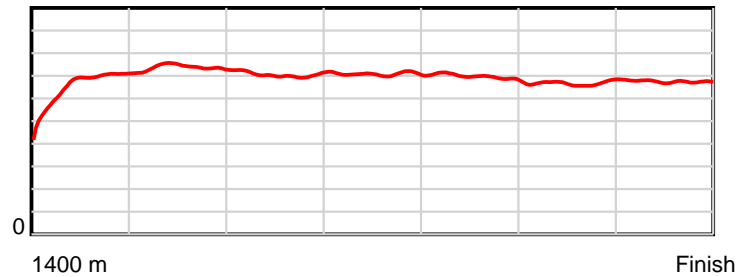
Tasracing Pty Ltd and Thoroughbred Ratings Pty Ltd accepts no responsibility for the completeness or accuracy of any of the information contained herein, and makes no representations about its suitability for any particular purpose. Users should make their own judgements about those matters and/or seek independent advice. You assume all risks associated with use of the data provided on this page.

Race Results

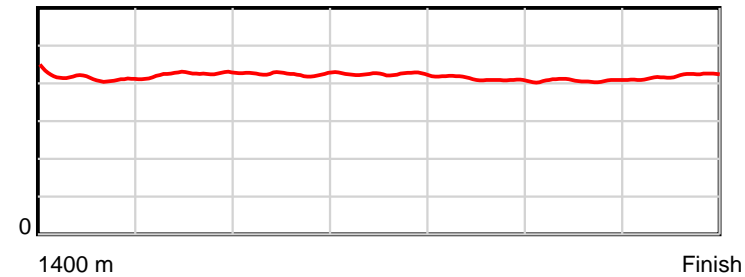
October 25, 2014, Race 5, CL1, Distance 1400m, Elwick Course Proper - Offset 7m

Result	TAB no.	Horse (Barrier)	1400 to	1200m to	1000m to	800m to	600m to	400m to	200m to	Total or	Margin
5th	3	Geegee Pretty ... (4)	1200m	1000m	800m	600m	400m	200m	WP	Average	
		Position in running (margin)	-	6(0.0)	6(0.0)	6(0.0)	5(0.0)	5(0.0)	6(0.0)		5.80
		Sectional time (s)	16.73	11.47	11.93	12.15	12.10	12.13	12.40		
		Cumulative time (s)	88.92	72.19	60.72	48.78	36.63	24.53	12.40	1:28.92	
		Speed (m/s)	11.96	17.44	16.76	16.46	16.53	16.49	16.13	15.75	
		Stride length (m)	5.25	7.42	7.12	6.98	6.80	6.73	6.76	6.65	
		Stride duration (s)	0.427	0.425	0.425	0.424	0.411	0.408	0.419	0.422	
		Stride efficiency (%)	43.03	85.95	79.21	76.03	72.21	70.72	71.48	69.08	
		Stride count	38.11	26.97	28.09	28.67	29.42	29.73	29.57	210.56	

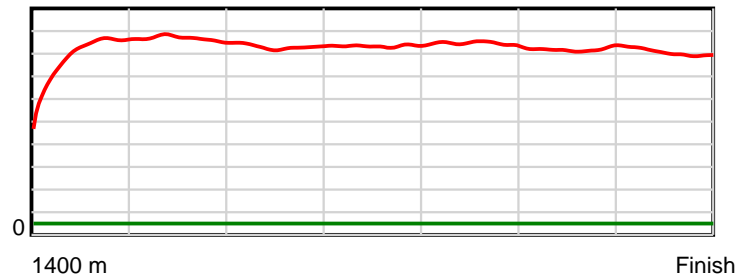
10 m Stride length



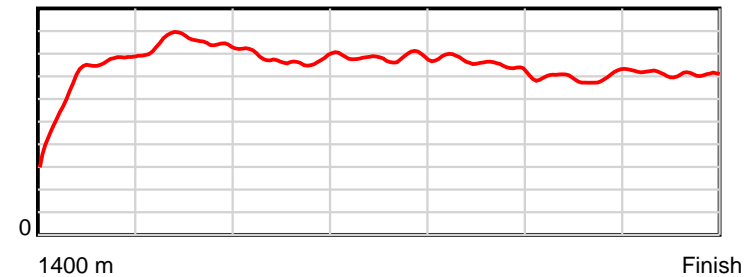
0.6 s Stride duration



20 m/sec Speed



100 % Stride efficiency



Note: Horizontal distance axis grid lines are 200m furlongs.

Disclaimer.

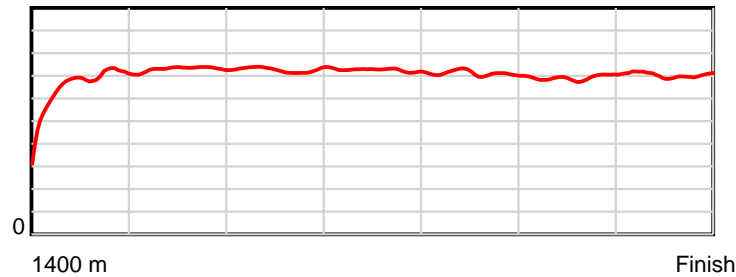
Tasracing Pty Ltd and Thoroughbred Ratings Pty Ltd accepts no responsibility for the completeness or accuracy of any of the information contained herein, and makes no representations about its suitability for any particular purpose. Users should make their own judgements about those matters and/or seek independent advice. You assume all risks associated with use of the data provided on this page.

Race Results

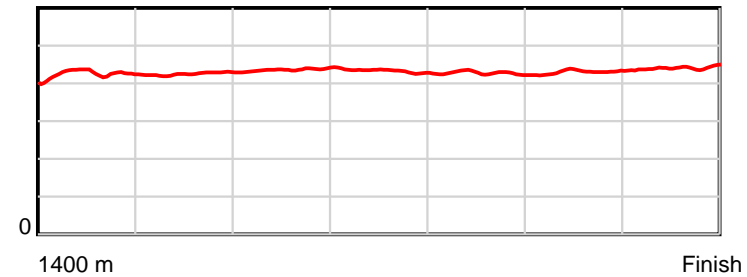
October 25, 2014, Race 5, CL1, Distance 1400m, Elwick Course Proper - Offset 7m

Result	TAB no.	Horse (Barrier)	1400 to	1200m to	1000m to	800m to	600m to	400m to	200m to	Total or	Margin
6th	6	Northern Lady (8)	1200m	1000m	800m	600m	400m	200m	WP	Average	
		Position in running (margin)	-	5(0.0)	5(0.0)	5(0.0)	6(0.0)	6(0.0)	8(0.0)		6.00
		Sectional time (s)	16.40	11.61	11.90	12.27	12.17	12.18	12.41		
		Cumulative time (s)	88.95	72.55	60.94	49.04	36.76	24.59	12.41	1:28.95	
		Speed (m/s)	12.19	17.23	16.81	16.30	16.43	16.42	16.12	15.74	
		Stride length (m)	5.27	7.33	7.34	7.04	7.02	7.07	7.12	6.80	
		Stride duration (s)	0.423	0.426	0.437	0.432	0.427	0.430	0.442	0.432	
		Stride efficiency (%)	43.36	84.00	84.10	77.34	76.98	78.03	79.29	72.30	
		Stride count	37.97	27.28	27.26	28.43	28.50	28.30	28.08	205.82	

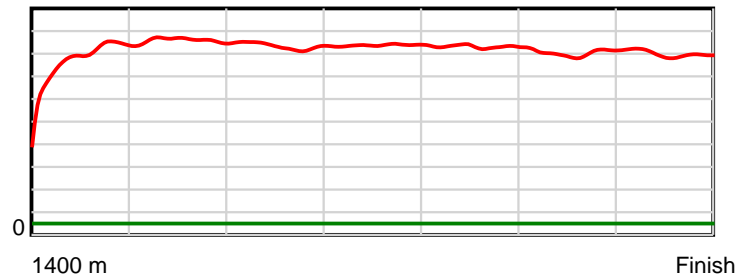
10 m Stride length



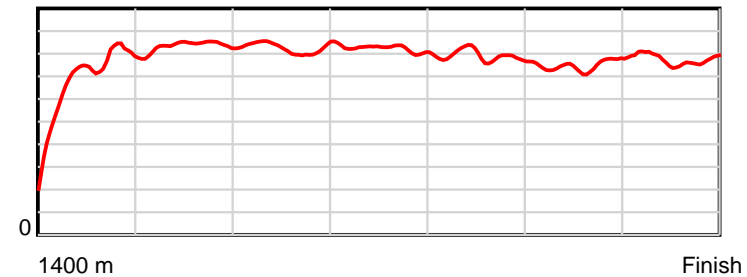
0.6 s Stride duration



20 m/sec Speed



100 % Stride efficiency



Note: Horizontal distance axis grid lines are 200m furlongs.

Disclaimer.

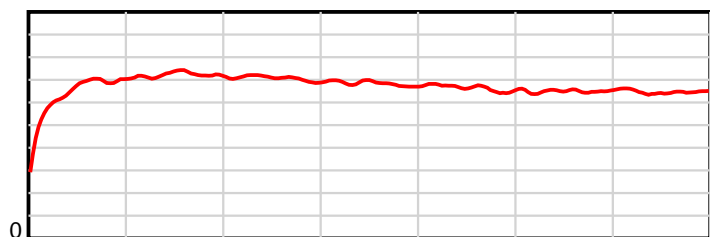
Tasracing Pty Ltd and Thoroughbred Ratings Pty Ltd accepts no responsibility for the completeness or accuracy of any of the information contained herein, and makes no representations about its suitability for any particular purpose. Users should make their own judgements about those matters and/or seek independent advice. You assume all risks associated with use of the data provided on this page.

Race Results

October 25, 2014, Race 5, CL1, Distance 1400m, Elwick Course Proper - Offset 7m

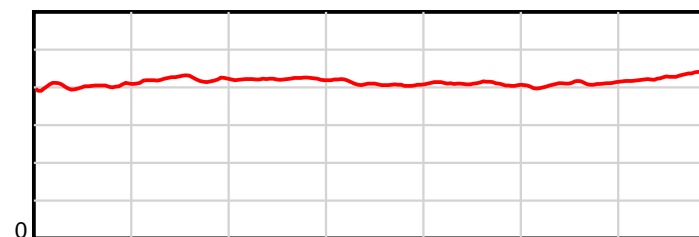
Result	TAB no.	Horse (Barrier)	1400 to	1200m to	1000m to	800m to	600m to	400m to	200m to	Total or	Margin
7th	7	Spirit of Nia (2)	1200m	1000m	800m	600m	400m	200m	WP	Average	
		Position in running (margin)	-	2(0.0)	2(0.0)	2(0.0)	2(0.0)	3(0.0)	4(0.0)		9.50
		Sectional time (s)	16.08	11.60	11.86	12.12	12.31	12.36	13.30		
		Cumulative time (s)	89.63	73.55	61.95	50.09	37.97	25.67	13.30	1:29.62	
		Speed (m/s)	12.43	17.24	16.86	16.50	16.25	16.18	15.04	15.62	
		Stride length (m)	5.12	7.27	7.11	6.75	6.64	6.60	6.46	6.49	
		Stride duration (s)	0.402	0.422	0.422	0.409	0.409	0.408	0.430	0.416	
		Stride efficiency (%)	41.03	82.63	79.01	71.13	68.96	68.17	65.29	65.87	
		Stride count	39.03	27.50	28.13	29.64	30.11	30.28	30.94	215.63	

10 m Stride length



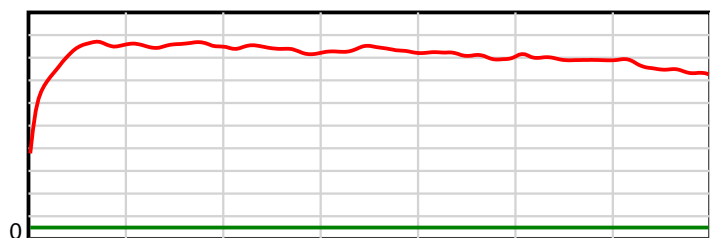
1400 m Finish

0.6 s Stride duration



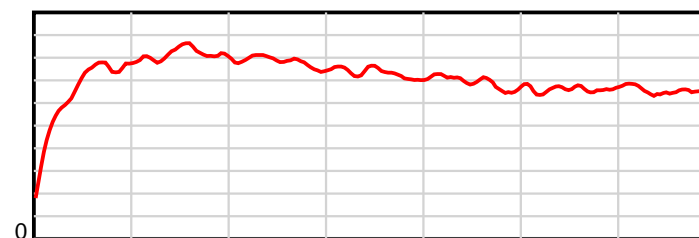
1400 m Finish

20 m/sec Speed



1400 m Finish

100 % Stride efficiency



1400 m Finish

Note: Horizontal distance axis grid lines are 200m furlongs.



Disclaimer.

Tasracing Pty Ltd and Thoroughbred Ratings Pty Ltd accepts no responsibility for the completeness or accuracy of any of the information contained herein, and makes no representations about its suitability for any particular purpose. Users should make their own judgements about those matters and/or seek independent advice. You assume all risks associated with use of the data provided on this page.

Race Results

October 25, 2014, Race 5, CL1, Distance 1400m, Elwick Course Proper - Offset 7m

Result	TAB no.	Horse (Barrier)	1400 to	1200m to	1000m to	800m to	600m to	400m to	200m to	Total or	Margin
8th	9	Summer Downs (1)	WP	Average							
		Position in running (margin)		13.30							
		Sectional time (s)									
		Cumulative time (s)	1:30.39								
		Speed (m/s)	15.49								
		Stride length (m)	nan								
		Stride duration (s)	nan								
		Stride efficiency (%)	nan								
		Stride count	0.00								



Note: Horizontal distance axis grid lines are 200m furlongs.

Disclaimer.

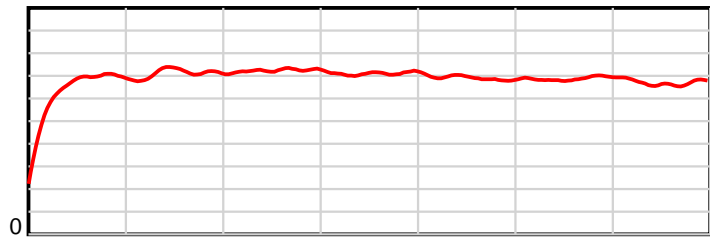
Tasracing Pty Ltd and Thoroughbred Ratings Pty Ltd accepts no responsibility for the completeness or accuracy of any of the information contained herein, and makes no representations about its suitability for any particular purpose. Users should make their own judgements about those matters and/or seek independent advice. You assume all risks associated with use of the data provided on this page.

Race Results

October 25, 2014, Race 5, CL1, Distance 1400m, Elwick Course Proper - Offset 7m

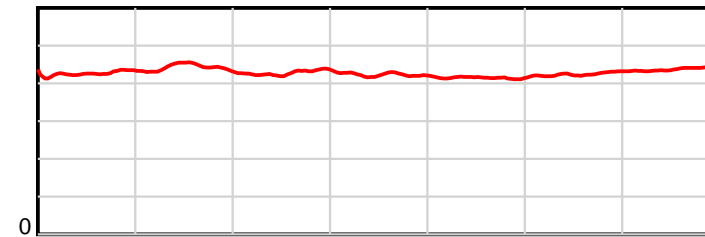
Result	TAB no.	Horse (Barrier)	1400 to	1200m to	1000m to	800m to	600m to	400m to	200m to	Total or	Margin
9th	8	Cheers Chappy (11)	1200m	1000m	800m	600m	400m	200m	WP	Average	
		Position in running (margin)	-	10(0.0)	10(0.0)	10(0.0)	9(0.0)	9(0.0)	9(0.0)		13.40
		Sectional time (s)	17.42	12.13	11.80	11.85	12.04	12.23	12.94		
		Cumulative time (s)	90.41	72.99	60.86	49.06	37.21	25.17	12.94	1:30.40	
		Speed (m/s)	11.48	16.49	16.95	16.88	16.61	16.35	15.46	15.49	
		Stride length (m)	5.03	7.28	7.25	7.13	6.88	6.94	6.78	6.66	
		Stride duration (s)	0.424	0.441	0.428	0.422	0.414	0.425	0.439	0.430	
		Stride efficiency (%)	39.56	82.74	82.12	79.41	73.92	75.34	71.83	69.27	
		Stride count	39.75	27.49	27.59	28.06	29.08	28.80	29.50	210.27	

10 m Stride length



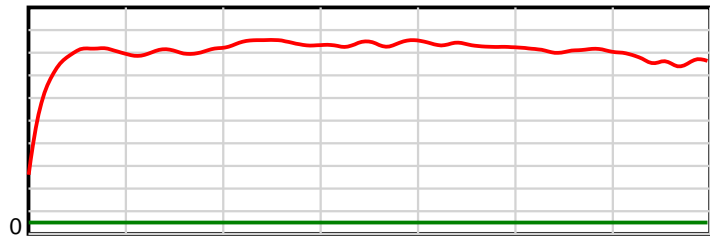
1400 m Finish

0.6 s Stride duration



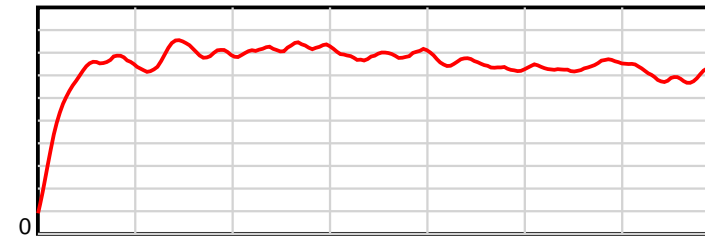
1400 m Finish

20 m/sec Speed



1400 m Finish

100 % Stride efficiency



1400 m Finish

Note: Horizontal distance axis grid lines are 200m furlongs.

Disclaimer.

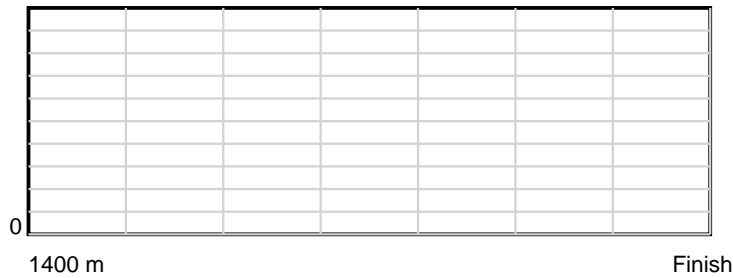
Tasracing Pty Ltd and Thoroughbred Ratings Pty Ltd accepts no responsibility for the completeness or accuracy of any of the information contained herein, and makes no representations about its suitability for any particular purpose. Users should make their own judgements about those matters and/or seek independent advice. You assume all risks associated with use of the data provided on this page.

Race Results


October 25, 2014, Race 5, CL1, Distance 1400m, Elwick Course Proper - Offset 7m

Result	TAB no.	Horse (Barrier)	1400 to	1200m to	1000m to	800m to	600m to	400m to	200m to	Total or	Margin
10th	12	Geegees Joker (9)									
		Position in running (margin)									
		Sectional time (s)									
		Cumulative time (s)									
		Speed (m/s)									
		Stride length (m)									
		Stride duration (s)									
		Stride efficiency (%)									
		Stride count									

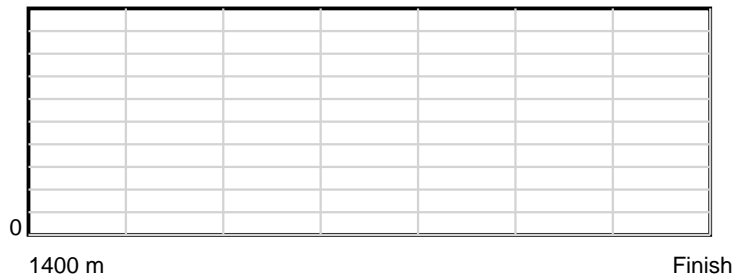
10 m Stride length



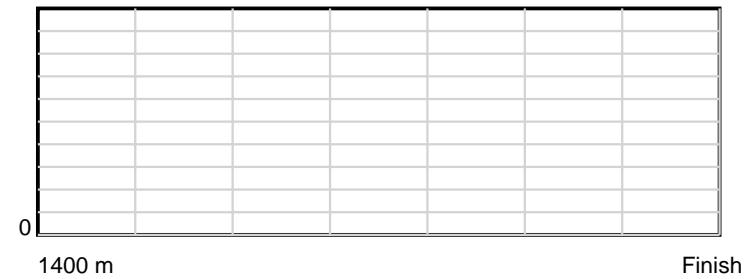
0.6 s Stride duration



20 m/sec Speed



100 % Stride efficiency



Note: Horizontal distance axis grid lines are 200m furlongs.

Disclaimer.

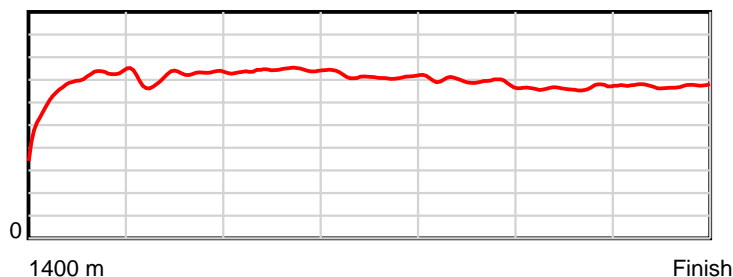
Tasracing Pty Ltd and Thoroughbred Ratings Pty Ltd accepts no responsibility for the completeness or accuracy of any of the information contained herein, and makes no representations about its suitability for any particular purpose. Users should make their own judgements about those matters and/or seek independent advice. You assume all risks associated with use of the data provided on this page.

Race Results

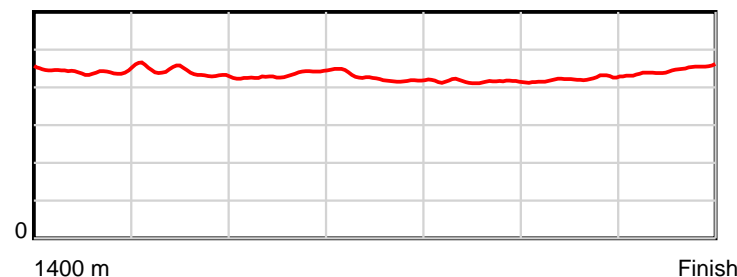
October 25, 2014, Race 5, CL1, Distance 1400m, Elwick Course Proper - Offset 7m

Result	TAB no.	Horse (Barrier)	1400 to	1200m to	1000m to	800m to	600m to	400m to	200m to	Total or	Margin
11th	10	Delightful Wee... (7)	1200m	1000m	800m	600m	400m	200m	WP	Average	
		Position in running (margin)	-	9(0.0)	9(0.0)	9(0.0)	10(0.0)	10(0.0)	10(0.0)		19.20
		Sectional time (s)	17.50	12.25	11.69	12.09	12.20	12.55	13.31		
		Cumulative time (s)	91.58	74.08	61.83	50.15	38.06	25.86	13.31	1:31.58	
		Speed (m/s)	11.43	16.33	17.11	16.54	16.39	15.94	15.03	15.29	
		Stride length (m)	5.36	7.17	7.42	7.01	6.80	6.75	6.73	6.68	
		Stride duration (s)	0.447	0.439	0.434	0.424	0.415	0.423	0.448	0.437	
		Stride efficiency (%)	44.95	80.28	86.08	76.84	72.17	71.10	70.70	69.80	
		Stride count	37.29	27.90	26.95	28.52	29.43	29.65	29.73	209.47	

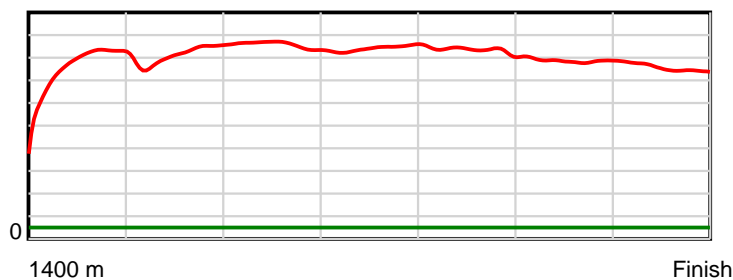
10 m Stride length



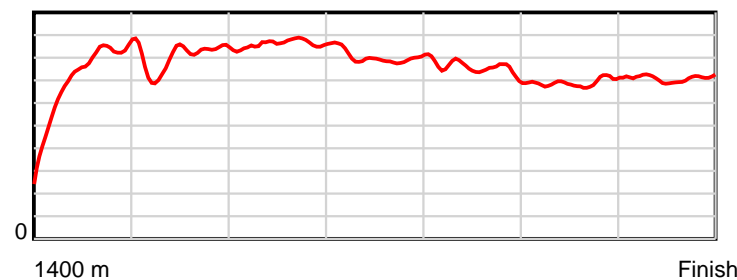
0.6 s Stride duration



20 m/sec Speed



100 % Stride efficiency



Note: Horizontal distance axis grid lines are 200m furlongs.

Disclaimer.

Tasracing Pty Ltd and Thoroughbred Ratings Pty Ltd accepts no responsibility for the completeness or accuracy of any of the information contained herein, and makes no representations about its suitability for any particular purpose. Users should make their own judgements about those matters and/or seek independent advice. You assume all risks associated with use of the data provided on this page.