



Race Results

Tasmanian Racing Club, Hobart, October 25, 2014

Compilation date: October 27, 2014, 10:00:30 AM (EST)

Copyright © 2014 Tasracing Pty Ltd. All rights reserved.

Trademarks.

StrideMASTER is a registered trademark of Thoroughbred Ratings Pty Ltd.

Disclaimer.

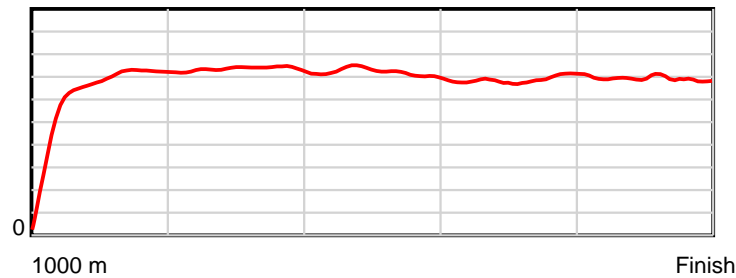
Tasracing Pty Ltd and Thoroughbred Ratings Pty Ltd accepts no responsibility for the completeness or accuracy of any of the information contained herein, and makes no representations about its suitability for any particular purpose. Users should make their own judgements about those matters and/or seek independent advice. You assume all risks associated with use of the data provided on this page.

Race Results

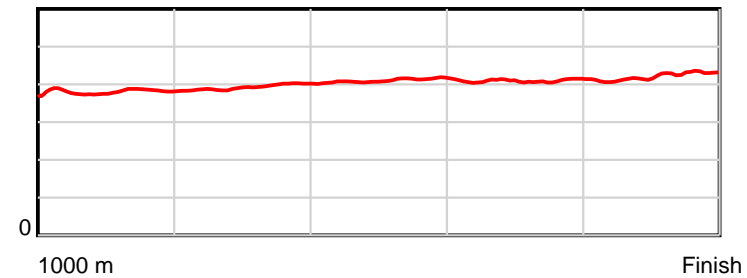
October 25, 2014, Race 6, BM82, Distance 1000m, Elwick Course Proper - Offset 7m

Result	TAB no.	Horse (Barrier)	1000 to	800m to	600m to	400m to	200m to	Total or	Margin
1st	6	Hellova Street (7)	800m	600m	400m	200m	WP	Average	
		Position in running (margin)	-	1(0.0)	1(0.0)	2(1.5)	2(1.2)		0.00
		Sectional time (s)	15.11	10.76	11.68	11.86	12.24		
		Cumulative time (s)	61.65	46.54	35.78	24.10	12.24	1:01.64	
		Speed (m/s)	13.24	18.59	17.12	16.86	16.34	16.22	
		Stride length (m)	5.13	7.32	7.04	6.90	6.86	6.54	
		Stride duration (s)	0.388	0.394	0.411	0.409	0.420	0.403	
		Stride efficiency (%)	41.18	83.67	77.40	74.42	73.57	66.89	
		Stride count	38.96	27.33	28.42	28.98	29.15	152.84	

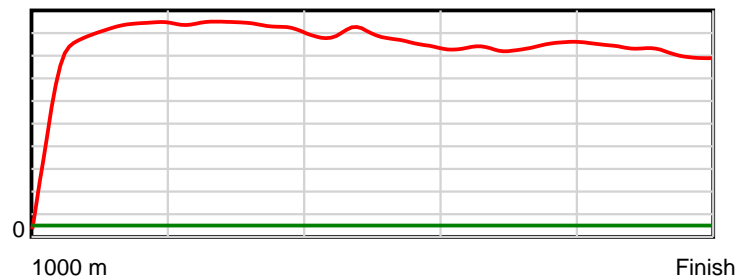
10 m Stride length



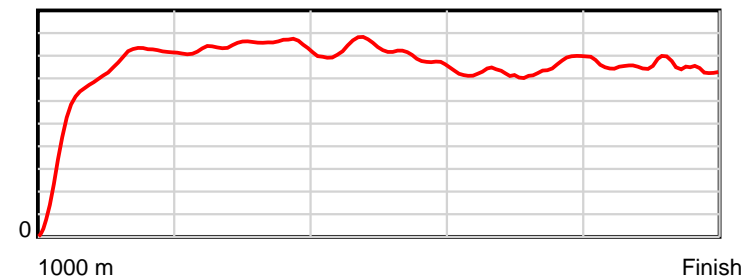
0.6 s Stride duration



20 m/sec Speed



100 % Stride efficiency



Note: Horizontal distance axis grid lines are 200m furlongs.

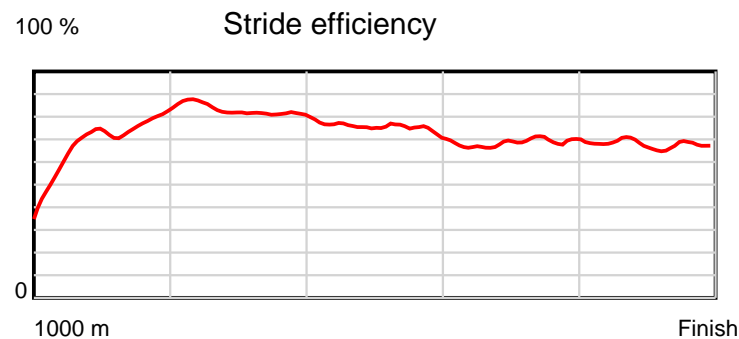
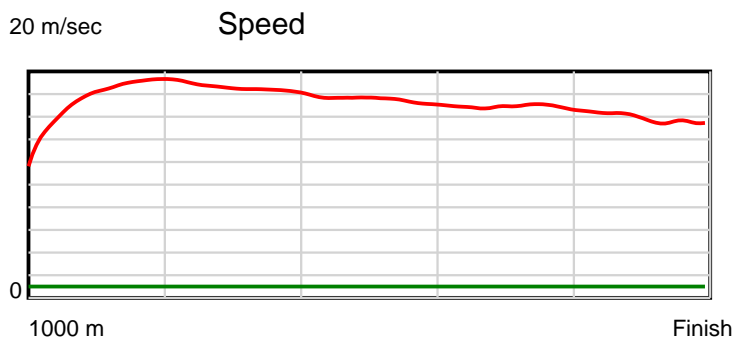
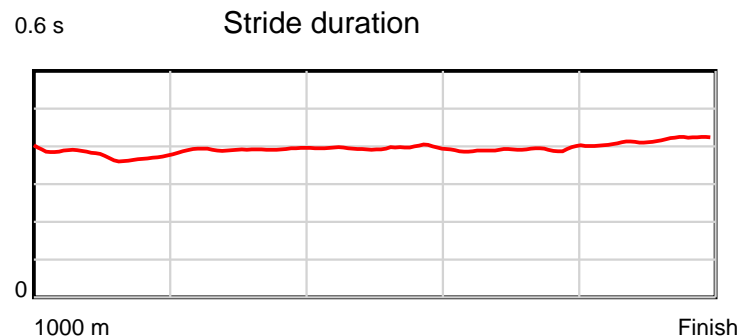
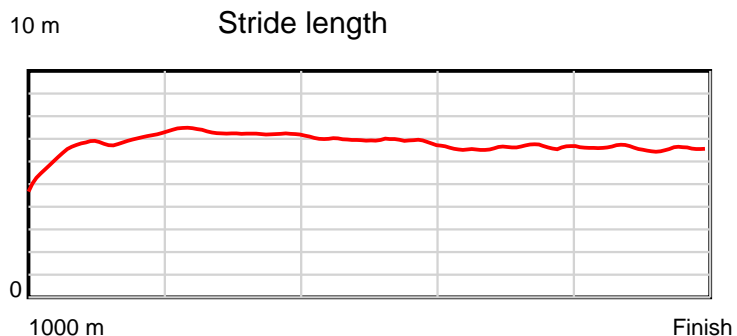
Disclaimer.

Tasracing Pty Ltd and Thoroughbred Ratings Pty Ltd accepts no responsibility for the completeness or accuracy of any of the information contained herein, and makes no representations about its suitability for any particular purpose. Users should make their own judgements about those matters and/or seek independent advice. You assume all risks associated with use of the data provided on this page.

Race Results

October 25, 2014, Race 6, BM82, Distance 1000m, Elwick Course Proper - Offset 7m

Result	TAB no.	Horse (Barrier)	1000 to	800m to	600m to	400m to	200m to	Total or	Margin
2nd	4	Spinning Jenny (5)	800m	600m	400m	200m	WP	Average	
		Position in running (margin)	-	2(1.1)	3(1.7)	1(0.0)	1(0.0)		3.80
		Sectional time (s)	15.76	10.86	11.13	11.92	12.68		
		Cumulative time (s)	62.36	46.60	35.74	24.60	12.68	1:02.35	
		Speed (m/s)	12.69	18.42	17.97	16.78	15.77	16.04	
		Stride length (m)	5.10	7.22	7.11	6.55	6.54	6.41	
		Stride duration (s)	0.389	0.392	0.396	0.391	0.415	0.399	
		Stride efficiency (%)	40.66	81.55	79.05	67.12	66.84	64.11	
		Stride count	39.21	27.69	28.12	30.52	30.58	156.12	



Note: Horizontal distance axis grid lines are 200m furlongs.

Disclaimer.

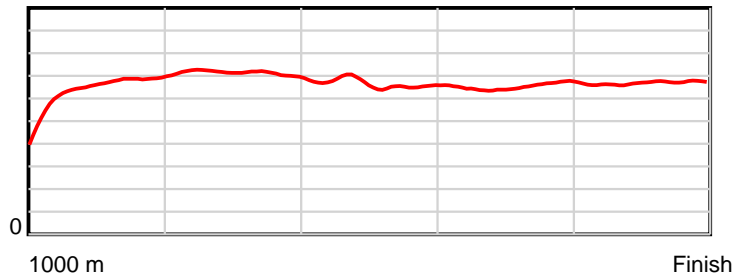
Tasracing Pty Ltd and Thoroughbred Ratings Pty Ltd accepts no responsibility for the completeness or accuracy of any of the information contained herein, and makes no representations about its suitability for any particular purpose. Users should make their own judgements about those matters and/or seek independent advice. You assume all risks associated with use of the data provided on this page.

Race Results

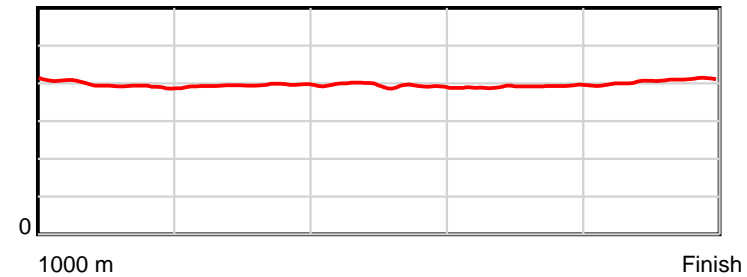
October 25, 2014, Race 6, BM82, Distance 1000m, Elwick Course Proper - Offset 7m

Result	TAB no.	Horse (Barrier)	1000 to	800m to	600m to	400m to	200m to	Total or	Margin
3rd	8	Grey Gown (6)	800m	600m	400m	200m	WP	Average	
		Position in running (margin)	-	7(4.8)	6(5.9)	7(9.2)	7(8.7)		5.30
		Sectional time (s)	16.03	10.95	11.95	11.84	11.88		
		Cumulative time (s)	62.65	46.62	35.67	23.72	11.88	1:02.64	
		Speed (m/s)	12.48	18.26	16.74	16.89	16.84	15.96	
		Stride length (m)	5.05	7.21	6.59	6.62	6.85	6.37	
		Stride duration (s)	0.403	0.395	0.394	0.392	0.407	0.399	
		Stride efficiency (%)	39.90	81.26	67.88	68.47	73.25	63.34	
		Stride count	39.58	27.73	30.34	30.21	29.21	157.07	

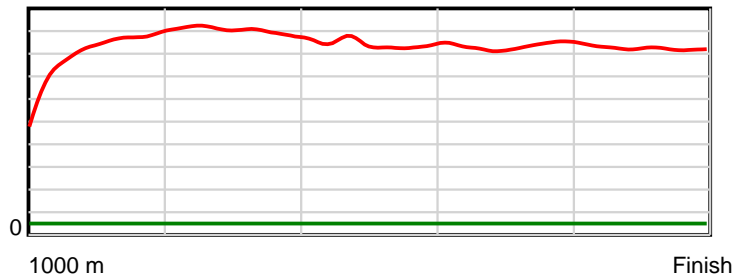
10 m Stride length



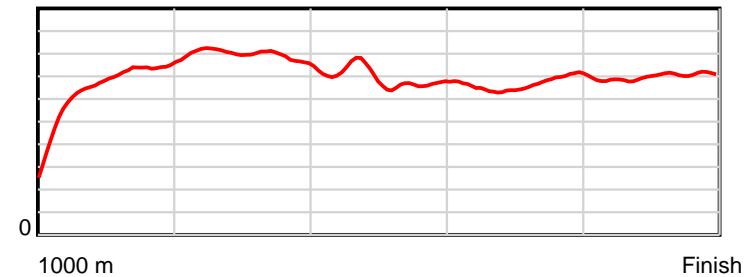
0.6 s Stride duration



20 m/sec Speed



100 % Stride efficiency



Note: Horizontal distance axis grid lines are 200m furlongs.

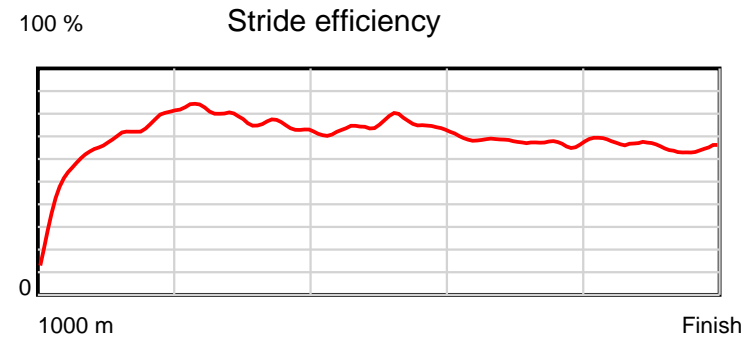
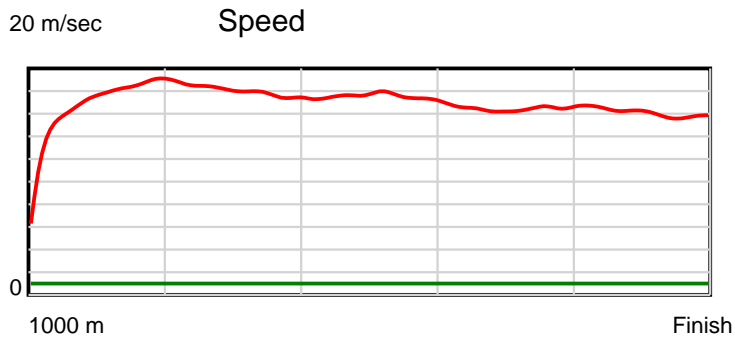
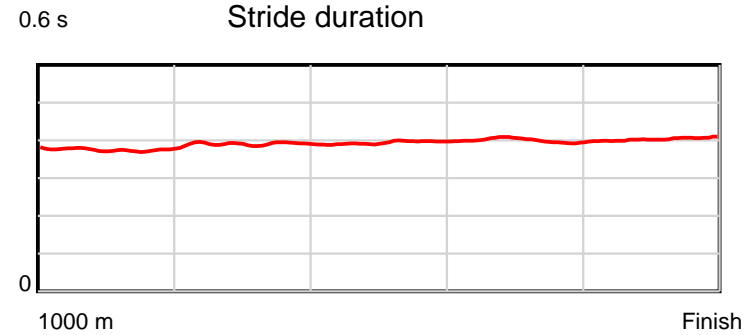
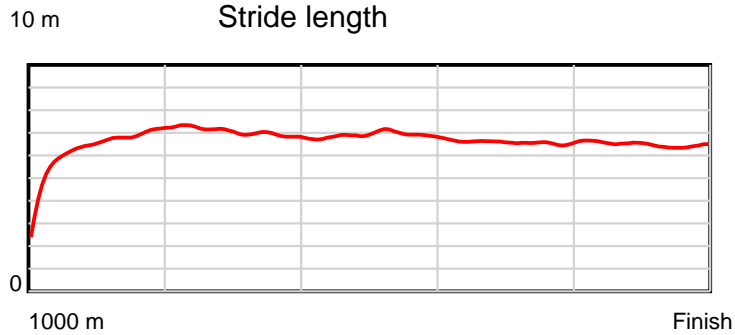
Disclaimer.

Tasracing Pty Ltd and Thoroughbred Ratings Pty Ltd accepts no responsibility for the completeness or accuracy of any of the information contained herein, and makes no representations about its suitability for any particular purpose. Users should make their own judgements about those matters and/or seek independent advice. You assume all risks associated with use of the data provided on this page.

Race Results

October 25, 2014, Race 6, BM82, Distance 1000m, Elwick Course Proper - Offset 7m

Result	TAB no.	Horse (Barrier)	1000 to	800m to	600m to	400m to	200m to	Total or	Margin
4th	9	Savvy Princess (4)	800m	600m	400m	200m	WP	Average	
		Position in running (margin)	-	4(1.9)	4(4.1)	6(5.6)	4(5.0)		5.50
		Sectional time (s)	15.62	11.13	11.65	11.83	12.45		
		Cumulative time (s)	62.68	47.06	35.93	24.28	12.45	1:02.68	
		Speed (m/s)	12.80	17.97	17.17	16.91	16.06	15.95	
		Stride length (m)	4.86	7.03	6.76	6.76	6.47	6.26	
		Stride duration (s)	0.378	0.391	0.394	0.400	0.403	0.393	
		Stride efficiency (%)	36.96	77.27	71.49	71.39	65.46	61.33	
		Stride count	41.12	28.44	29.57	29.59	30.90	159.62	



Note: Horizontal distance axis grid lines are 200m furlongs.

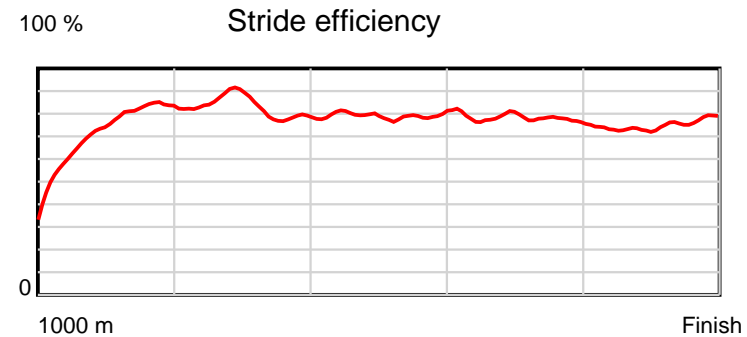
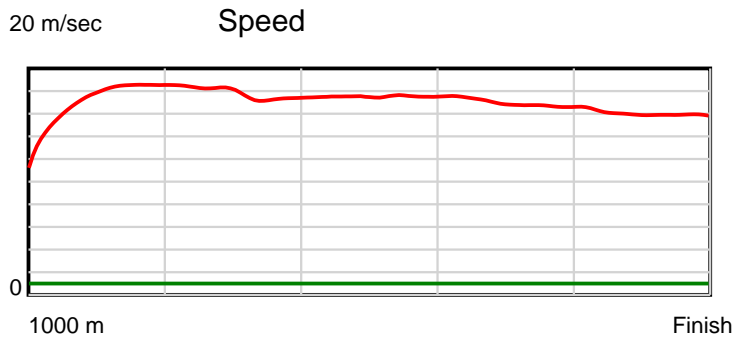
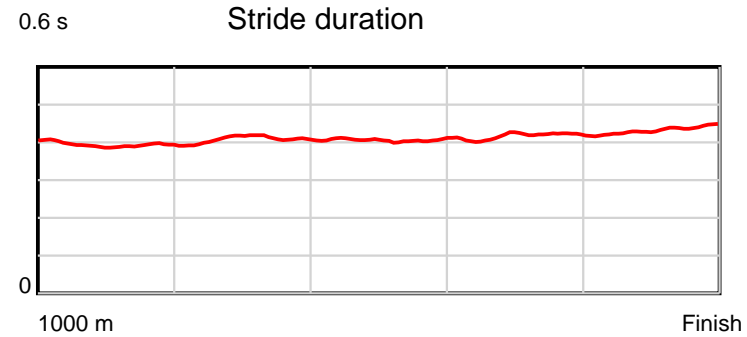
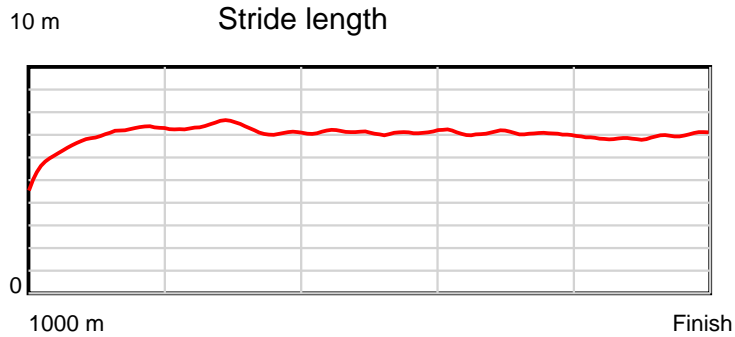
Disclaimer.

Tasracing Pty Ltd and Thoroughbred Ratings Pty Ltd accepts no responsibility for the completeness or accuracy of any of the information contained herein, and makes no representations about its suitability for any particular purpose. Users should make their own judgements about those matters and/or seek independent advice. You assume all risks associated with use of the data provided on this page.

Race Results

October 25, 2014, Race 6, BM82, Distance 1000m, Elwick Course Proper - Offset 7m

Result	TAB no.	Horse (Barrier)	1000 to	800m to	600m to	400m to	200m to	Total or	Margin
5th	5	Mr Fashion (3)	800m	600m	400m	200m	WP	Average	
		Position in running (margin)	-	6(3.7)	7(7.5)	5(5.5)	3(4.8)		9.50
		Sectional time (s)	16.47	11.40	11.09	11.79	12.72		
		Cumulative time (s)	63.46	46.99	35.59	24.50	12.72	1:03.46	
		Speed (m/s)	12.14	17.54	18.03	16.96	15.72	15.76	
		Stride length (m)	5.13	7.17	7.33	7.06	6.81	6.58	
		Stride duration (s)	0.409	0.409	0.406	0.416	0.433	0.418	
		Stride efficiency (%)	41.06	80.35	83.87	77.94	72.52	67.73	
		Stride count	39.02	27.89	27.30	28.32	29.36	151.89	



Note: Horizontal distance axis grid lines are 200m furlongs.

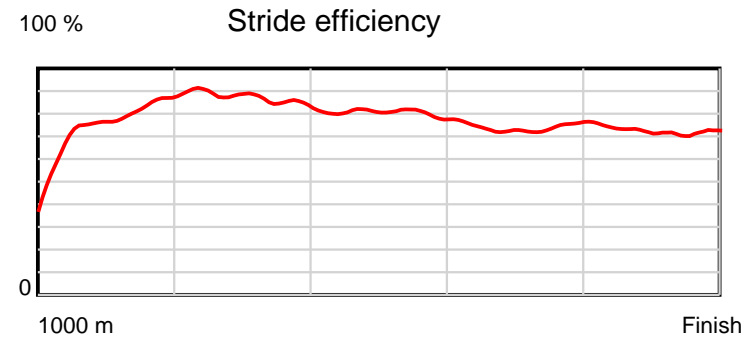
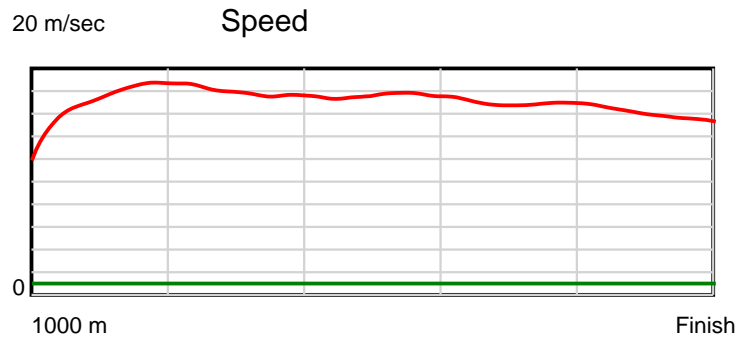
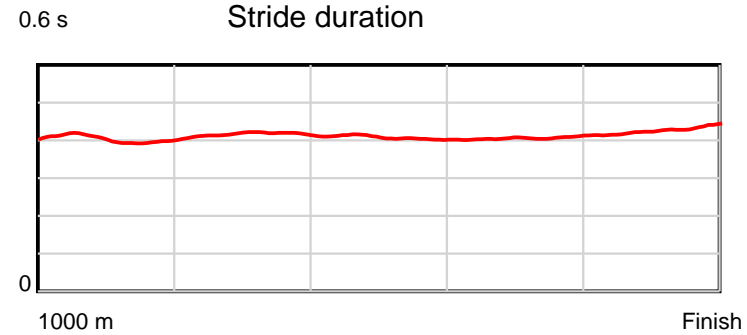
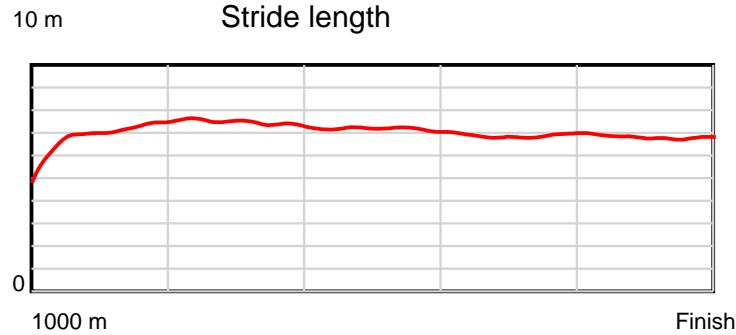
Disclaimer.

Tasracing Pty Ltd and Thoroughbred Ratings Pty Ltd accepts no responsibility for the completeness or accuracy of any of the information contained herein, and makes no representations about its suitability for any particular purpose. Users should make their own judgements about those matters and/or seek independent advice. You assume all risks associated with use of the data provided on this page.

Race Results

October 25, 2014, Race 6, BM82, Distance 1000m, Elwick Course Proper - Offset 7m

Result	TAB no.	Horse (Barrier)	1000 to	800m to	600m to	400m to	200m to	Total or	Margin
6th	3	Jypsiere (2)	800m	600m	400m	200m	WP	Average	
		Position in running (margin)	-	5(2.1)	5(5.3)	4(5.1)	5(6.0)		11.00
		Sectional time (s)	16.17	11.31	11.37	12.08	12.82		
		Cumulative time (s)	63.75	47.58	36.28	24.91	12.82	1:03.75	
		Speed (m/s)	12.37	17.68	17.59	16.56	15.60	15.69	
		Stride length (m)	5.19	7.37	7.16	6.73	6.68	6.52	
		Stride duration (s)	0.405	0.416	0.407	0.406	0.428	0.416	
		Stride efficiency (%)	42.08	84.80	80.07	70.75	69.77	66.51	
		Stride count	38.54	27.15	27.94	29.72	29.93	153.28	



Note: Horizontal distance axis grid lines are 200m furlongs.

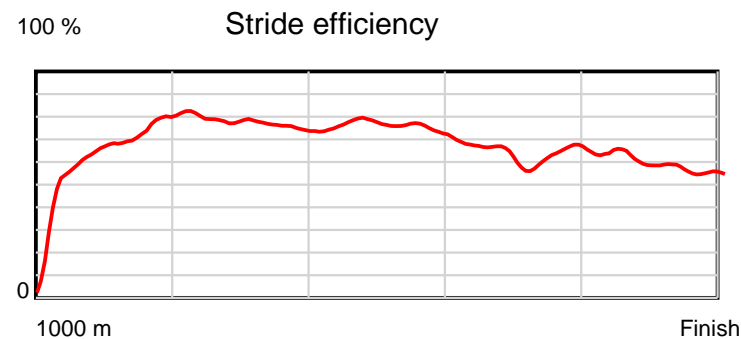
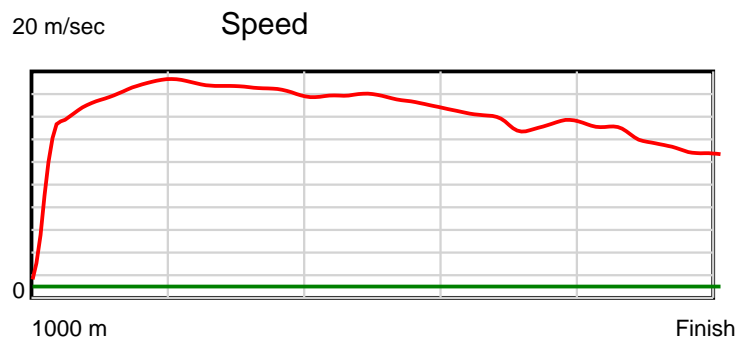
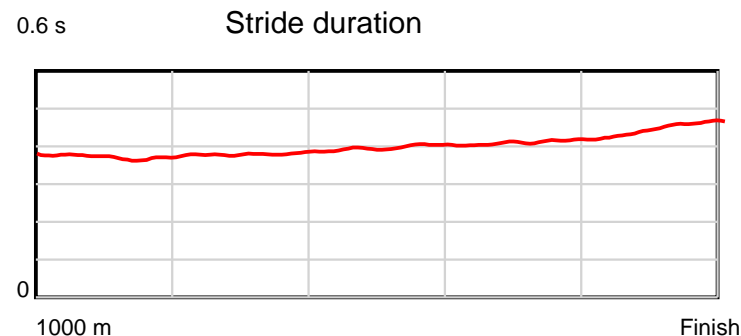
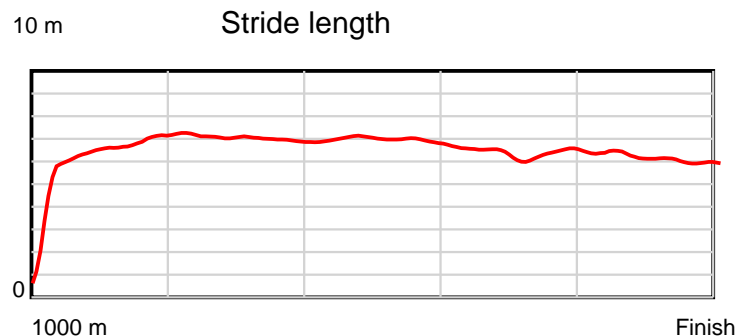
Disclaimer.

Tasracing Pty Ltd and Thoroughbred Ratings Pty Ltd accepts no responsibility for the completeness or accuracy of any of the information contained herein, and makes no representations about its suitability for any particular purpose. Users should make their own judgements about those matters and/or seek independent advice. You assume all risks associated with use of the data provided on this page.

Race Results

October 25, 2014, Race 6, BM82, Distance 1000m, Elwick Course Proper - Offset 7m

Result	TAB no.	Horse (Barrier)	1000 to	800m to	600m to	400m to	200m to	Total or	Margin
7th	7	Miss Elsa (1)	800m	600m	400m	200m	WP	Average	
		Position in running (margin)	-	3(1.5)	2(0.2)	3(3.8)	6(8.5)		26.00
		Sectional time (s)	16.66	10.54	12.02	12.70	14.94		
		Cumulative time (s)	66.87	50.21	39.67	27.65	14.94	1:06.87	
		Speed (m/s)	12.01	18.98	16.64	15.75	13.39	14.96	
		Stride length (m)	4.93	7.21	6.62	6.49	6.03	6.16	
		Stride duration (s)	0.381	0.380	0.398	0.413	0.451	0.412	
		Stride efficiency (%)	38.03	81.27	68.46	65.91	56.91	59.24	
		Stride count	40.54	27.73	30.22	30.79	33.14	162.42	



Note: Horizontal distance axis grid lines are 200m furlongs.

Disclaimer.

Tasracing Pty Ltd and Thoroughbred Ratings Pty Ltd accepts no responsibility for the completeness or accuracy of any of the information contained herein, and makes no representations about its suitability for any particular purpose. Users should make their own judgements about those matters and/or seek independent advice. You assume all risks associated with use of the data provided on this page.