



Race Results

Tasmanian Racing Club, Hobart, November 04, 2014

Compilation date: November 5, 2014, 8:47:12 AM (EST)

Copyright © 2014 Tasracing Pty Ltd. All rights reserved.

Trademarks.

StrideMASTER is a registered trademark of Thoroughbred Ratings Pty Ltd.

Disclaimer.

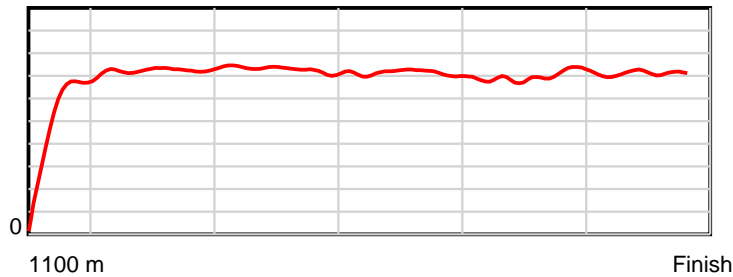
Tasracing Pty Ltd and Thoroughbred Ratings Pty Ltd accepts no responsibility for the completeness or accuracy of any of the information contained herein, and makes no representations about its suitability for any particular purpose. Users should make their own judgements about those matters and/or seek independent advice. You assume all risks associated with use of the data provided on this page.

Race Results

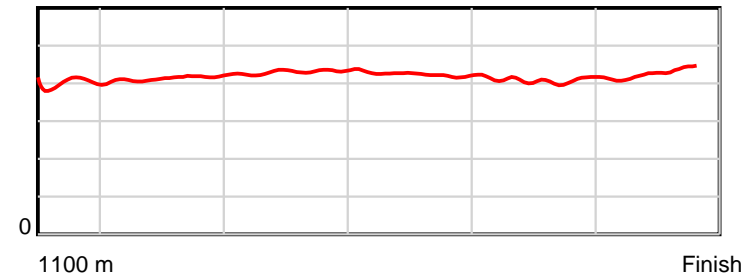
November 04, 2014, Race 2, MDN-SW, Distance 1100m, Elwick Course Proper - Offset 7m

Result	TAB no.	Horse (Barrier)	1100 to	1000m to	800m to	600m to	400m to	200m to	Total or	Margin
1st	5	Col's Hero (5)	1000m	800m	600m	400m	200m	WP	Average	
		Position in running (margin)	-	5(4.7)	4(3.8)	5(4.0)	5(3.4)	3(1.2)		0.00
		Sectional time (s)	10.13	10.48	11.61	11.93	11.71	12.08		
		Cumulative time (s)	67.94	57.81	47.32	35.72	23.78	12.08	1:07.93	
		Speed (m/s)	9.87	19.08	17.23	16.76	17.08	16.56	16.19	
		Stride length (m)	3.96	7.86	7.39	7.13	6.99	7.05	6.76	
		Stride duration (s)	0.401	0.412	0.429	0.426	0.409	0.426	0.417	
		Stride efficiency (%)	24.53	96.63	85.35	79.53	76.32	77.72	71.39	
		Stride count	25.24	25.43	27.06	28.03	28.62	28.36	162.74	

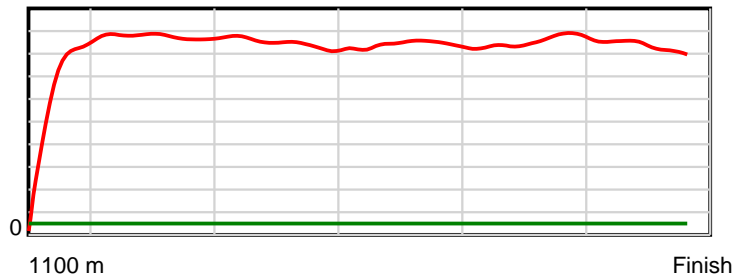
10 m Stride length



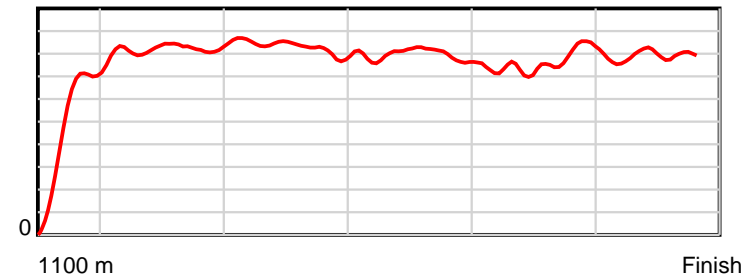
0.6 s Stride duration



20 m/sec Speed



100 % Stride efficiency



Note: Horizontal distance axis grid lines are 200m furlongs.

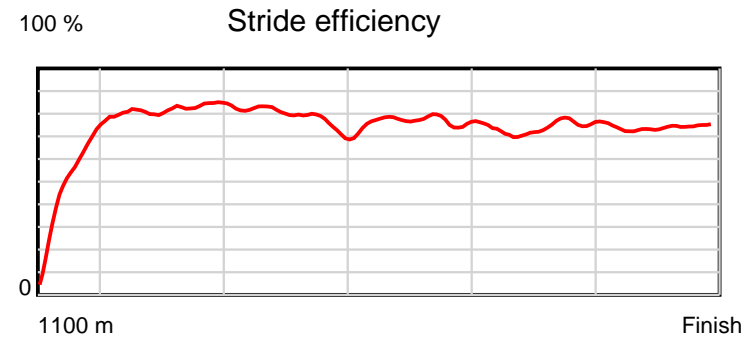
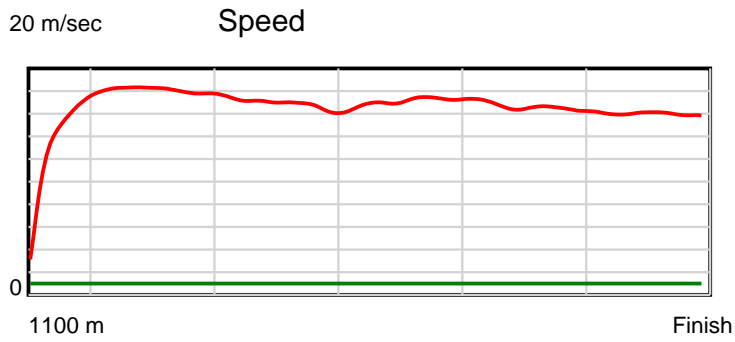
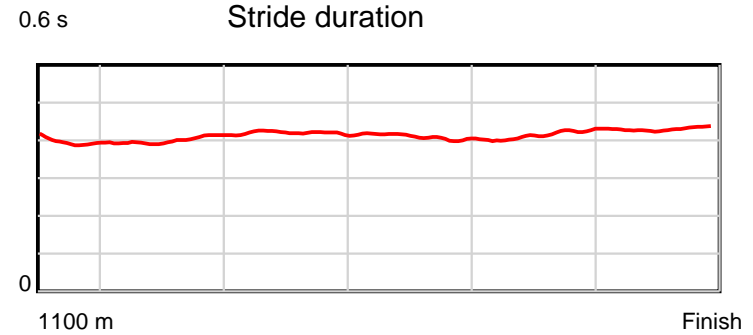
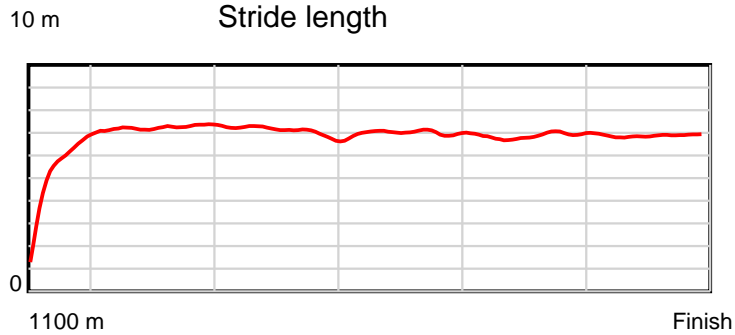
Disclaimer.

Tasracing Pty Ltd and Thoroughbred Ratings Pty Ltd accepts no responsibility for the completeness or accuracy of any of the information contained herein, and makes no representations about its suitability for any particular purpose. Users should make their own judgements about those matters and/or seek independent advice. You assume all risks associated with use of the data provided on this page.

Race Results

November 04, 2014, Race 2, MDN-SW, Distance 1100m, Elwick Course Proper - Offset 7m

Result	TAB no.	Horse (Barrier)	1100 to	1000m to	800m to	600m to	400m to	200m to	Total or	Margin
2nd	2	Mikaylas Raide... (1)	1000m	800m	600m	400m	200m	WP	Average	
		Position in running (margin)	-	3(0.8)	2(1.3)	2(1.6)	1(0.0)	1(0.0)		0.80
		Sectional time (s)	9.44	10.70	11.63	11.77	12.06	12.48		
		Cumulative time (s)	68.09	58.65	47.95	36.32	24.54	12.48	1:08.09	
		Speed (m/s)	10.59	18.69	17.20	16.99	16.58	16.03	16.16	
		Stride length (m)	4.10	7.47	7.20	6.96	6.86	6.91	6.64	
		Stride duration (s)	0.397	0.400	0.419	0.410	0.414	0.431	0.411	
		Stride efficiency (%)	26.22	87.31	81.11	75.78	73.45	74.58	68.81	
		Stride count	24.41	26.76	27.76	28.72	29.17	28.95	165.77	



Note: Horizontal distance axis grid lines are 200m furlongs.

Disclaimer.

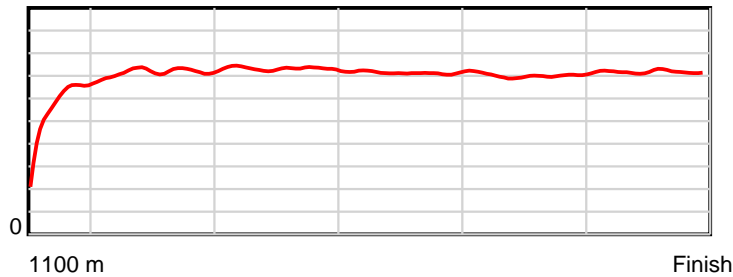
Tasracing Pty Ltd and Thoroughbred Ratings Pty Ltd accepts no responsibility for the completeness or accuracy of any of the information contained herein, and makes no representations about its suitability for any particular purpose. Users should make their own judgements about those matters and/or seek independent advice. You assume all risks associated with use of the data provided on this page.

Race Results

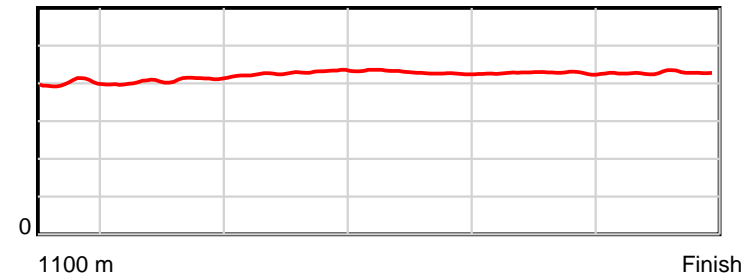
November 04, 2014, Race 2, MDN-SW, Distance 1100m, Elwick Course Proper - Offset 7m

Result	TAB no.	Horse (Barrier)	1100 to	1000m to	800m to	600m to	400m to	200m to	Total or	Margin
3rd	3	Sentry Duty (4)	1000m	800m	600m	400m	200m	WP	Average	
		Position in running (margin)	-	4(2.6)	6(4.9)	6(5.0)	6(4.4)	6(5.0)		2.60
		Sectional time (s)	9.86	10.99	11.61	11.94	12.16	11.87		
		Cumulative time (s)	68.43	58.57	47.58	35.97	24.03	11.87	1:08.43	
		Speed (m/s)	10.15	18.20	17.23	16.75	16.45	16.85	16.08	
		Stride length (m)	4.07	7.42	7.37	7.19	7.03	7.21	6.76	
		Stride duration (s)	0.404	0.408	0.428	0.429	0.427	0.428	0.421	
		Stride efficiency (%)	25.94	85.94	84.82	80.84	77.15	81.24	71.45	
		Stride count	24.55	26.97	27.15	27.81	28.46	27.74	162.68	

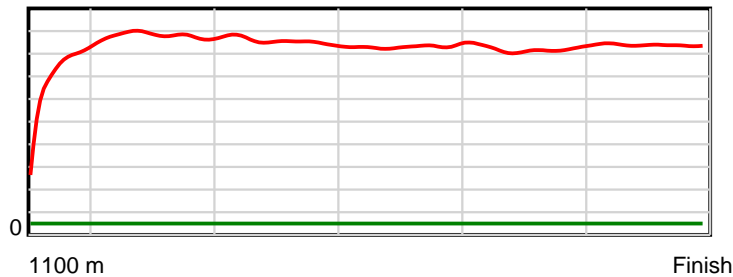
10 m Stride length



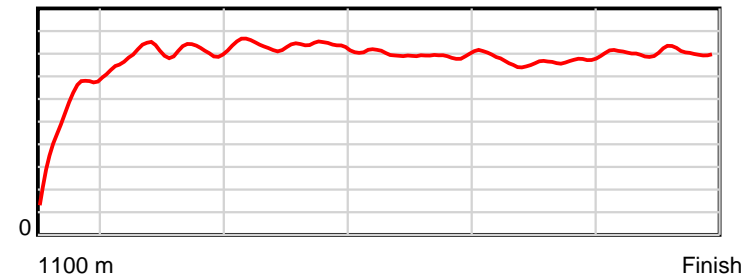
0.6 s Stride duration



20 m/sec Speed



100 % Stride efficiency



Note: Horizontal distance axis grid lines are 200m furlongs.

Disclaimer.

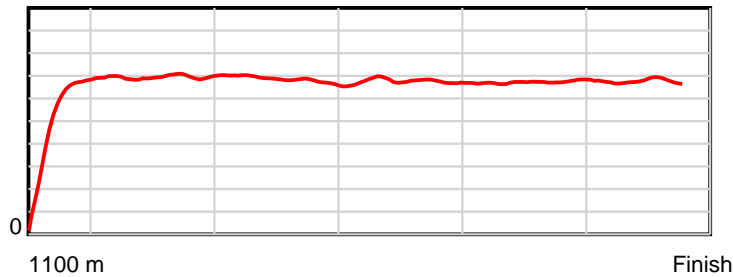
Tasracing Pty Ltd and Thoroughbred Ratings Pty Ltd accepts no responsibility for the completeness or accuracy of any of the information contained herein, and makes no representations about its suitability for any particular purpose. Users should make their own judgements about those matters and/or seek independent advice. You assume all risks associated with use of the data provided on this page.

Race Results

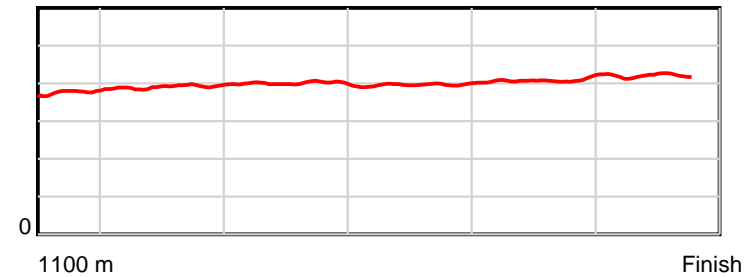
November 04, 2014, Race 2, MDN-SW, Distance 1100m, Elwick Course Proper - Offset 7m

Result	TAB no.	Horse (Barrier)	1100 to	1000m to	800m to	600m to	400m to	200m to	Total or	Margin
4th	8	Miss Che Che (3)	1000m	800m	600m	400m	200m	WP	Average	
		Position in running (margin)	-	7(13.0)	5(4.3)	3(2.3)	3(1.9)	4(1.9)		2.80
		Sectional time (s)	11.62	9.18	11.26	11.95	12.07	12.39		
		Cumulative time (s)	68.46	56.84	47.66	36.41	24.45	12.39	1:08.45	
		Speed (m/s)	8.60	21.79	17.76	16.74	16.57	16.14	16.07	
		Stride length (m)	3.26	8.47	7.09	6.63	6.71	6.77	6.39	
		Stride duration (s)	0.380	0.389	0.399	0.396	0.405	0.419	0.398	
		Stride efficiency (%)	16.62	112.02	78.64	68.68	70.25	71.57	63.90	
		Stride count	30.66	23.62	28.19	30.17	29.83	29.55	172.02	

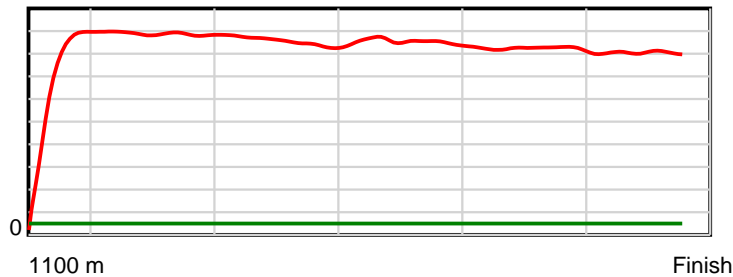
10 m Stride length



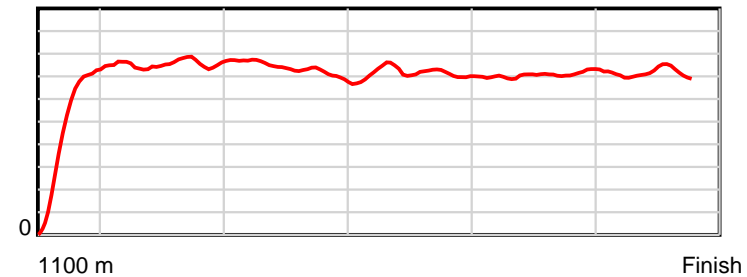
0.6 s Stride duration



20 m/sec Speed



100 % Stride efficiency



Note: Horizontal distance axis grid lines are 200m furlongs.

Disclaimer.

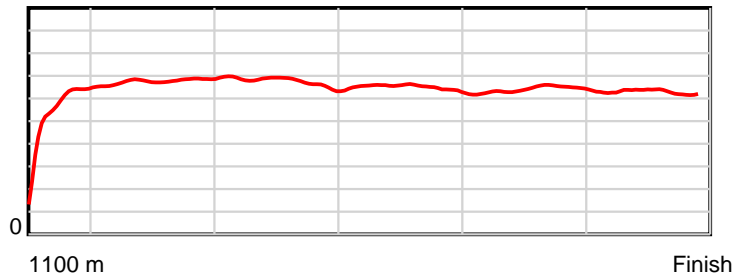
Tasracing Pty Ltd and Thoroughbred Ratings Pty Ltd accepts no responsibility for the completeness or accuracy of any of the information contained herein, and makes no representations about its suitability for any particular purpose. Users should make their own judgements about those matters and/or seek independent advice. You assume all risks associated with use of the data provided on this page.

Race Results

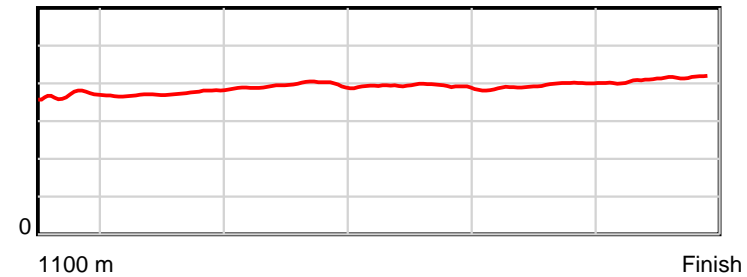
November 04, 2014, Race 2, MDN-SW, Distance 1100m, Elwick Course Proper - Offset 7m

Result	TAB no.	Horse (Barrier)	1100 to	1000m to	800m to	600m to	400m to	200m to	Total or	Margin
5th	1	Fury Road (6)	1000m	800m	600m	400m	200m	WP	Average	
		Position in running (margin)	-	1(0.0)	1(0.0)	1(0.0)	2(0.5)	2(0.3)		5.10
		Sectional time (s)	9.47	10.62	11.59	12.11	12.03	13.07		
		Cumulative time (s)	68.90	59.43	48.81	37.22	25.11	13.07	1:08.90	
		Speed (m/s)	10.56	18.83	17.26	16.52	16.63	15.30	15.97	
		Stride length (m)	4.04	7.03	6.81	6.50	6.54	6.28	6.26	
		Stride duration (s)	0.378	0.373	0.395	0.394	0.394	0.410	0.392	
		Stride efficiency (%)	25.52	77.24	72.54	65.94	66.85	61.54	61.19	
		Stride count	24.75	28.45	29.35	30.79	30.58	31.87	175.79	

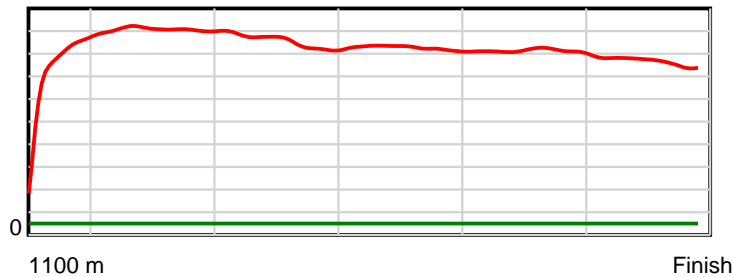
10 m Stride length



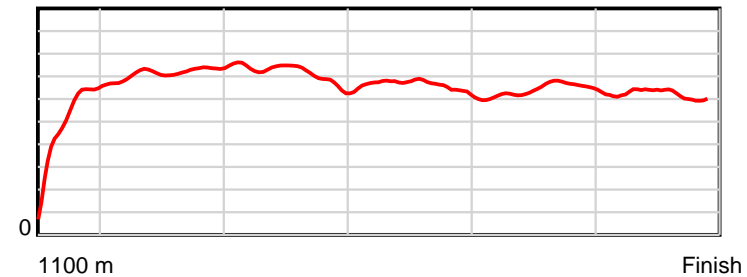
0.6 s Stride duration



20 m/sec Speed



100 % Stride efficiency



Note: Horizontal distance axis grid lines are 200m furlongs.

Disclaimer.

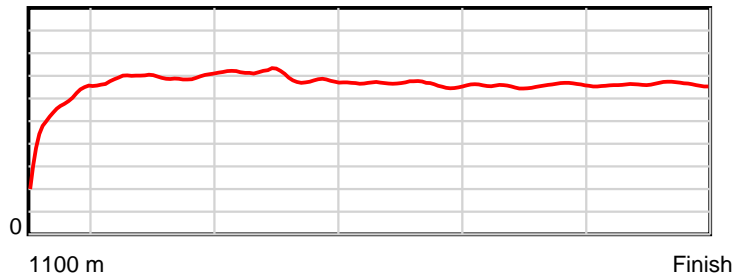
Tasracing Pty Ltd and Thoroughbred Ratings Pty Ltd accepts no responsibility for the completeness or accuracy of any of the information contained herein, and makes no representations about its suitability for any particular purpose. Users should make their own judgements about those matters and/or seek independent advice. You assume all risks associated with use of the data provided on this page.

Race Results

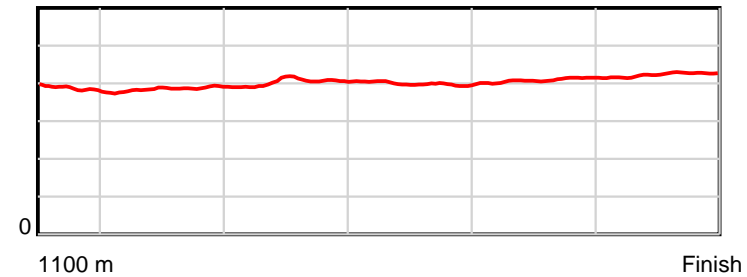
November 04, 2014, Race 2, MDN-SW, Distance 1100m, Elwick Course Proper - Offset 7m

Result	TAB no.	Horse (Barrier)	1100 to	1000m to	800m to	600m to	400m to	200m to	Total or	Margin
6th	7	Lady Spencer (2)	1000m	800m	600m	400m	200m	WP	Average	
		Position in running (margin)	-	2(0.1)	3(2.1)	4(2.7)	4(2.5)	5(4.1)		8.60
		Sectional time (s)	9.65	10.95	11.68	12.00	12.34	12.94		
		Cumulative time (s)	69.57	59.92	48.97	37.29	25.28	12.94	1:09.56	
		Speed (m/s)	10.36	18.26	17.12	16.67	16.21	15.46	15.81	
		Stride length (m)	4.20	7.02	6.91	6.64	6.62	6.56	6.39	
		Stride duration (s)	0.396	0.385	0.404	0.399	0.409	0.424	0.404	
		Stride efficiency (%)	27.50	77.10	74.69	68.95	68.49	67.18	63.87	
		Stride count	23.84	28.47	28.93	30.11	30.21	30.50	172.06	

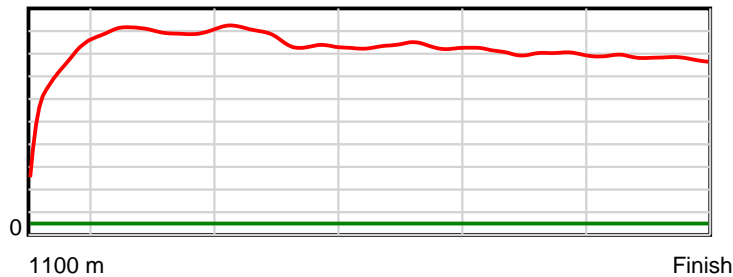
10 m Stride length



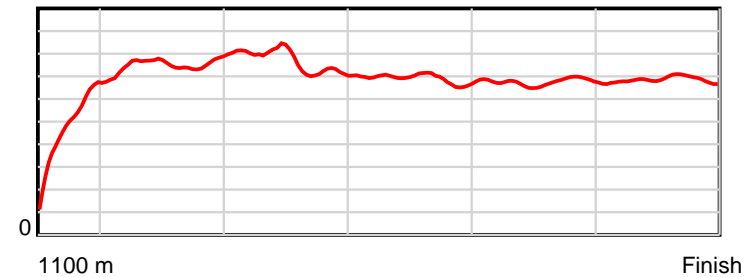
0.6 s Stride duration



20 m/sec Speed



100 % Stride efficiency



Note: Horizontal distance axis grid lines are 200m furlongs.

Disclaimer.

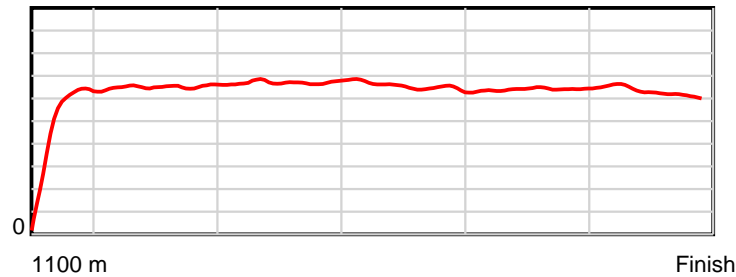
Tasracing Pty Ltd and Thoroughbred Ratings Pty Ltd accepts no responsibility for the completeness or accuracy of any of the information contained herein, and makes no representations about its suitability for any particular purpose. Users should make their own judgements about those matters and/or seek independent advice. You assume all risks associated with use of the data provided on this page.

Race Results

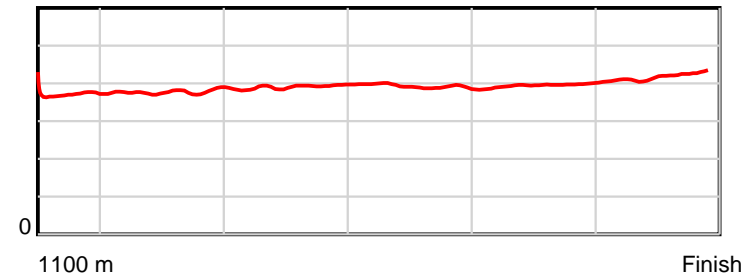
November 04, 2014, Race 2, MDN-SW, Distance 1100m, Elwick Course Proper - Offset 7m

Result	TAB no.	Horse (Barrier)	1100 to	1000m to	800m to	600m to	400m to	200m to	Total or	Margin
7th	9	Mollimahala (7)	1000m	800m	600m	400m	200m	WP	Average	
		Position in running (margin)	-	6(4.8)	7(6.1)	7(5.8)	7(6.9)	7(8.0)		16.60
		Sectional time (s)	10.94	10.83	11.53	12.23	12.25	13.38		
		Cumulative time (s)	71.16	60.22	49.38	37.85	25.63	13.38	1:11.15	
		Speed (m/s)	9.14	18.47	17.35	16.35	16.33	14.95	15.46	
		Stride length (m)	3.80	6.96	6.75	6.43	6.43	6.25	6.15	
		Stride duration (s)	0.389	0.377	0.389	0.393	0.394	0.418	0.398	
		Stride efficiency (%)	22.54	75.67	71.26	64.57	64.55	61.10	59.08	
		Stride count	26.33	28.74	29.62	31.11	31.12	31.98	178.90	

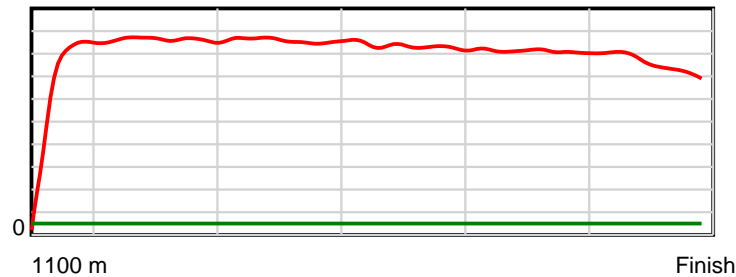
10 m Stride length



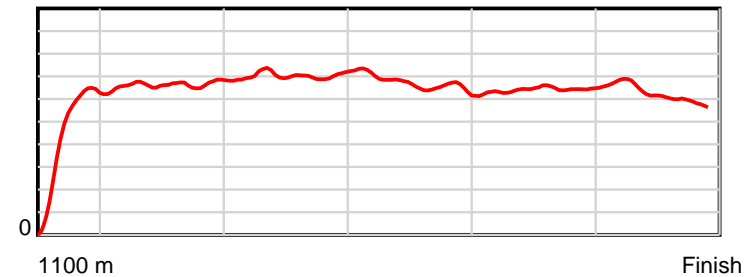
0.6 s Stride duration



20 m/sec Speed



100 % Stride efficiency



Note: Horizontal distance axis grid lines are 200m furlongs.

Disclaimer.

Tasracing Pty Ltd and Thoroughbred Ratings Pty Ltd accepts no responsibility for the completeness or accuracy of any of the information contained herein, and makes no representations about its suitability for any particular purpose. Users should make their own judgements about those matters and/or seek independent advice. You assume all risks associated with use of the data provided on this page.