



Race Results

Tasmanian Racing Club, Hobart, November 04, 2014

Compilation date: November 5, 2014, 8:52:11 AM (EST)

Copyright © 2014 Tasracing Pty Ltd. All rights reserved.

Trademarks.

StrideMASTER is a registered trademark of Thoroughbred Ratings Pty Ltd.

Disclaimer.

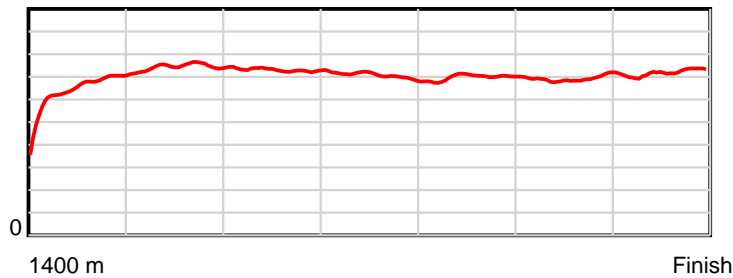
Tasracing Pty Ltd and Thoroughbred Ratings Pty Ltd accepts no responsibility for the completeness or accuracy of any of the information contained herein, and makes no representations about its suitability for any particular purpose. Users should make their own judgements about those matters and/or seek independent advice. You assume all risks associated with use of the data provided on this page.

Race Results

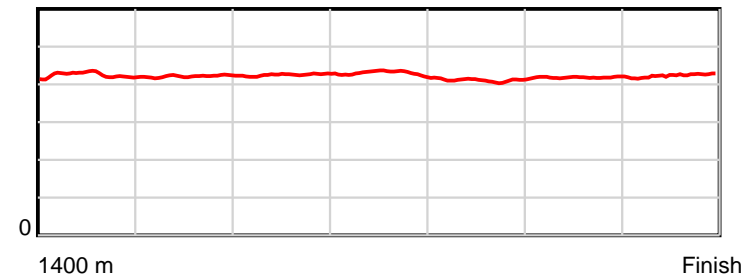
November 04, 2014, Race 5, BM62, Distance 1400m, Elwick Course Proper - Offset 7m

Result	TAB no.	Horse (Barrier)	1400 to	1200m to	1000m to	800m to	600m to	400m to	200m to	Total or	Margin
1st	4	Player One (5)	1200m	1000m	800m	600m	400m	200m	WP	Average	
		Position in running (margin)	-	11(9.0)	11(10.7)	9(9.5)	9(8.0)	9(6.3)	9(3.1)		0.00
		Sectional time (s)	16.58	11.10	11.49	12.07	11.99	12.15	11.66		
		Cumulative time (s)	87.05	70.47	59.37	47.88	35.81	23.82	11.66	1:27.04	
		Speed (m/s)	12.06	18.02	17.41	16.57	16.68	16.46	17.15	16.08	
		Stride length (m)	5.12	7.60	7.40	7.10	6.86	6.88	7.23	6.78	
		Stride duration (s)	0.424	0.421	0.425	0.429	0.411	0.418	0.422	0.422	
		Stride efficiency (%)	40.96	90.19	85.50	78.79	73.58	74.06	81.69	71.85	
		Stride count	39.06	26.33	27.04	28.17	29.15	29.05	27.66	206.46	

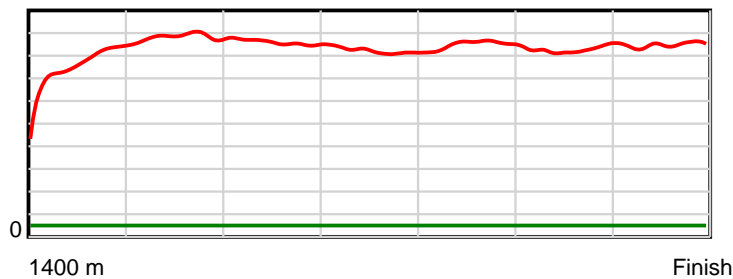
10 m Stride length



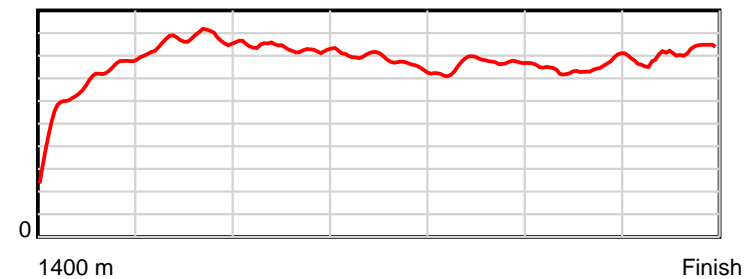
0.6 s Stride duration



20 m/sec Speed



100 % Stride efficiency



Note: Horizontal distance axis grid lines are 200m furlongs.

Disclaimer.

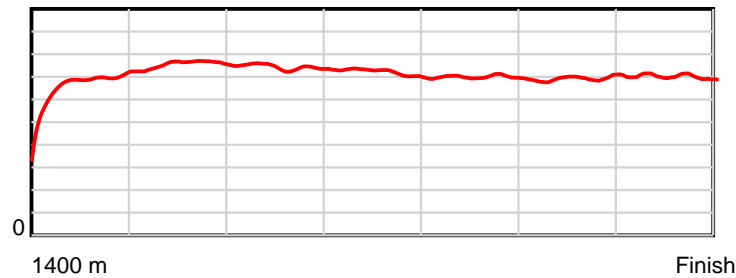
Tasracing Pty Ltd and Thoroughbred Ratings Pty Ltd accepts no responsibility for the completeness or accuracy of any of the information contained herein, and makes no representations about its suitability for any particular purpose. Users should make their own judgements about those matters and/or seek independent advice. You assume all risks associated with use of the data provided on this page.

Race Results

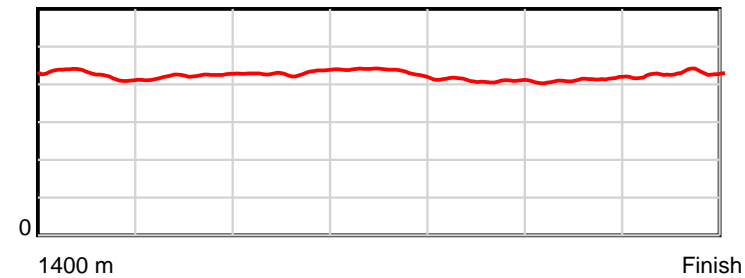
November 04, 2014, Race 5, BM62, Distance 1400m, Elwick Course Proper - Offset 7m

Result	TAB no.	Horse (Barrier)	1400 to	1200m to	1000m to	800m to	600m to	400m to	200m to	Total or	Margin
2nd	2	Hugo (8)	1200m	1000m	800m	600m	400m	200m	WP	Average	
		Position in running (margin)	-	8(4.9)	8(6.9)	8(6.3)	7(5.7)	7(4.7)	3(0.6)		0.20
		Sectional time (s)	15.73	11.15	11.60	12.20	12.12	12.01	12.28		
		Cumulative time (s)	87.09	71.36	60.20	48.60	36.40	24.28	12.28	1:27.09	
		Speed (m/s)	12.72	17.94	17.24	16.39	16.50	16.65	16.29	16.08	
		Stride length (m)	5.19	7.58	7.43	7.09	6.77	6.87	6.98	6.75	
		Stride duration (s)	0.423	0.423	0.431	0.433	0.410	0.412	0.429	0.420	
		Stride efficiency (%)	42.12	89.68	86.28	78.65	71.55	73.74	76.18	71.24	
		Stride count	38.52	26.40	26.92	28.19	29.56	29.11	28.64	207.34	

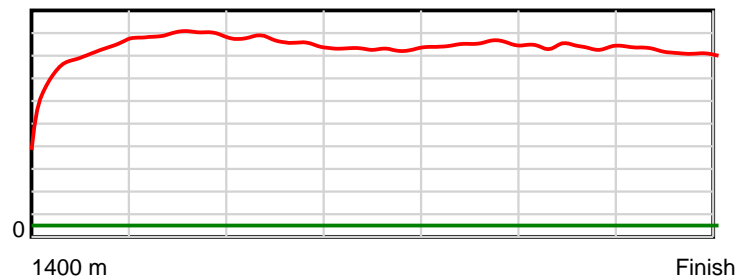
10 m Stride length



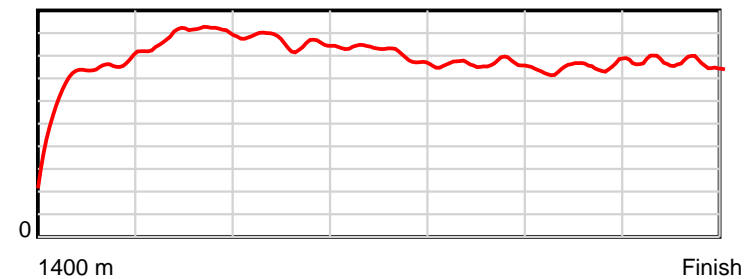
0.6 s Stride duration



20 m/sec Speed



100 % Stride efficiency



Note: Horizontal distance axis grid lines are 200m furlongs.

Disclaimer.

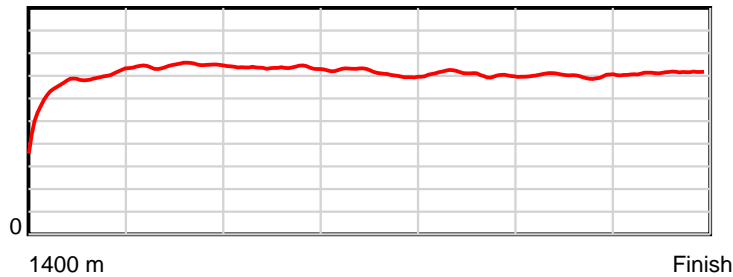
Tasracing Pty Ltd and Thoroughbred Ratings Pty Ltd accepts no responsibility for the completeness or accuracy of any of the information contained herein, and makes no representations about its suitability for any particular purpose. Users should make their own judgements about those matters and/or seek independent advice. You assume all risks associated with use of the data provided on this page.

Race Results

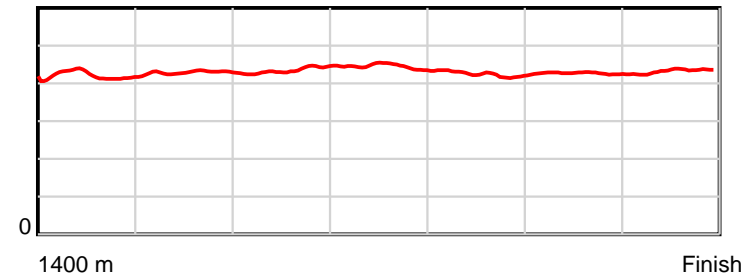
November 04, 2014, Race 5, BM62, Distance 1400m, Elwick Course Proper - Offset 7m

Result	TAB no.	Horse (Barrier)	1400 to	1200m to	1000m to	800m to	600m to	400m to	200m to	Total or	Margin
3rd	3	Seven Mile Kin... (6)	1200m	1000m	800m	600m	400m	200m	WP	Average	
		Position in running (margin)	-	7(3.6)	7(6.6)	7(6.1)	8(6.5)	8(4.8)	6(1.9)		0.70
		Sectional time (s)	15.61	11.31	11.62	12.36	12.00	12.21	12.05		
		Cumulative time (s)	87.18	71.57	60.26	48.63	36.27	24.27	12.05	1:27.18	
		Speed (m/s)	12.81	17.68	17.21	16.18	16.67	16.38	16.60	16.06	
		Stride length (m)	5.31	7.60	7.48	7.17	7.07	6.98	7.18	6.88	
		Stride duration (s)	0.425	0.430	0.435	0.444	0.424	0.426	0.433	0.429	
		Stride efficiency (%)	44.03	90.35	87.46	80.42	78.21	76.16	80.57	74.06	
		Stride count	37.68	26.30	26.73	27.88	28.27	28.65	27.85	203.36	

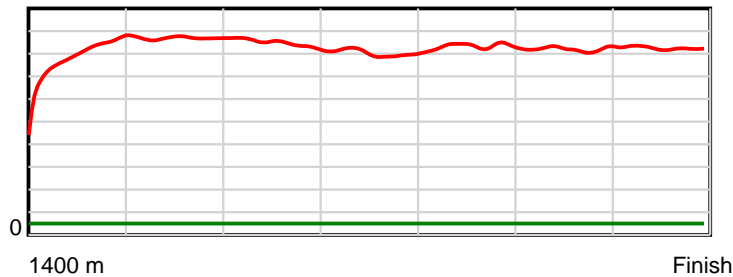
10 m Stride length



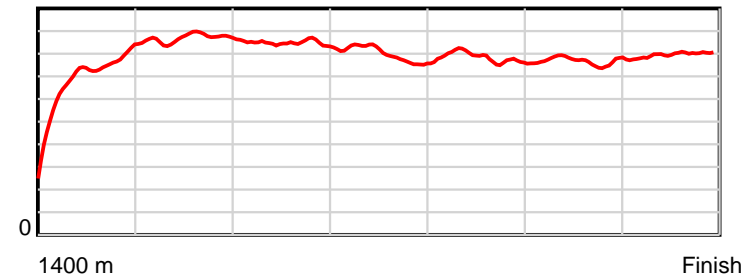
0.6 s Stride duration



20 m/sec Speed



100 % Stride efficiency



Note: Horizontal distance axis grid lines are 200m furlongs.

Disclaimer.

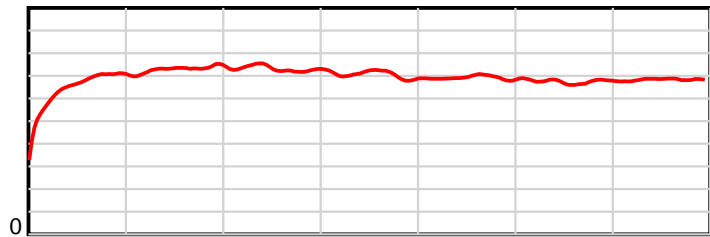
Tasracing Pty Ltd and Thoroughbred Ratings Pty Ltd accepts no responsibility for the completeness or accuracy of any of the information contained herein, and makes no representations about its suitability for any particular purpose. Users should make their own judgements about those matters and/or seek independent advice. You assume all risks associated with use of the data provided on this page.

Race Results

November 04, 2014, Race 5, BM62, Distance 1400m, Elwick Course Proper - Offset 7m

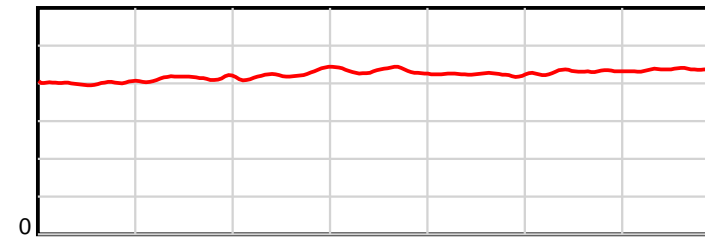
Result	TAB no.	Horse (Barrier)	1400 to	1200m to	1000m to	800m to	600m to	400m to	200m to	Total or	Margin
4th	10	Heartbreak Las... (1)	1200m	1000m	800m	600m	400m	200m	WP	Average	
		Position in running (margin)	-	4(1.1)	5(3.0)	5(2.8)	5(3.1)	3(2.3)	5(1.7)		2.70
		Sectional time (s)	14.99	11.14	11.67	12.36	12.14	12.59	12.67		
		Cumulative time (s)	87.56	72.57	61.43	49.77	37.40	25.26	12.67	1:27.56	
		Speed (m/s)	13.35	17.95	17.14	16.18	16.47	15.89	15.79	15.99	
		Stride length (m)	5.17	7.44	7.30	6.99	6.99	6.84	6.88	6.71	
		Stride duration (s)	0.402	0.414	0.426	0.432	0.424	0.430	0.436	0.420	
		Stride efficiency (%)	41.84	86.40	83.33	76.34	76.26	73.00	73.91	70.44	
		Stride count	38.65	26.90	27.39	28.61	28.63	29.26	29.08	208.52	

10 m Stride length



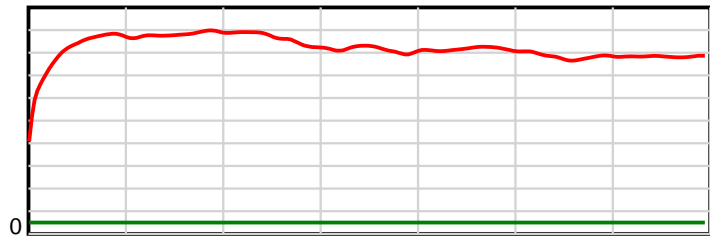
1400 m Finish

0.6 s Stride duration



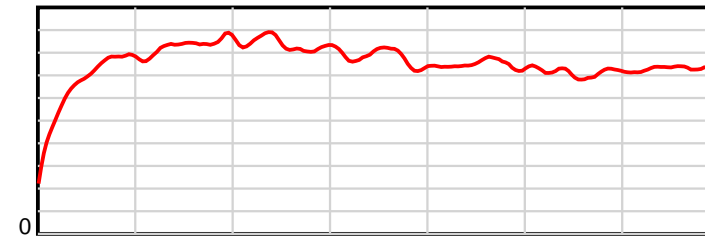
1400 m Finish

20 m/sec Speed



1400 m Finish

100 % Stride efficiency



1400 m Finish

Note: Horizontal distance axis grid lines are 200m furlongs.

Disclaimer.

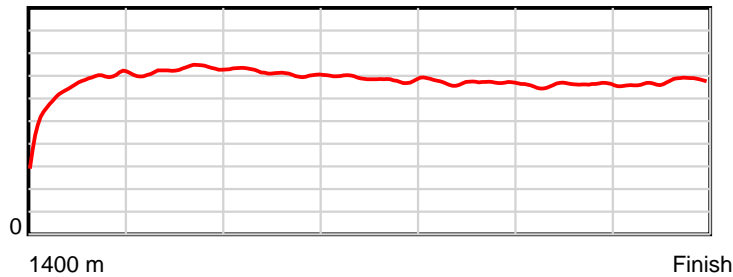
Tasracing Pty Ltd and Thoroughbred Ratings Pty Ltd accepts no responsibility for the completeness or accuracy of any of the information contained herein, and makes no representations about its suitability for any particular purpose. Users should make their own judgements about those matters and/or seek independent advice. You assume all risks associated with use of the data provided on this page.

Race Results

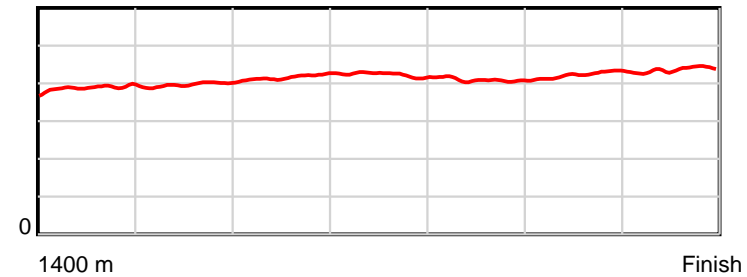
November 04, 2014, Race 5, BM62, Distance 1400m, Elwick Course Proper - Offset 7m

Result	TAB no.	Horse (Barrier)	1400 to	1200m to	1000m to	800m to	600m to	400m to	200m to	Total or	Margin
5th	6	Serpents View (7)	1200m	1000m	800m	600m	400m	200m	WP	Average	
		Position in running (margin)	-	2(0.2)	1(0.0)	1(0.0)	1(0.0)	1(0.0)	2(0.6)		2.90
		Sectional time (s)	15.04	10.79	11.69	12.31	12.27	12.79	12.69		
		Cumulative time (s)	87.59	72.55	61.76	50.06	37.75	25.48	12.69	1:27.59	
		Speed (m/s)	13.29	18.54	17.11	16.25	16.30	15.64	15.76	15.98	
		Stride length (m)	4.97	7.36	7.13	6.86	6.66	6.63	6.86	6.54	
		Stride duration (s)	0.385	0.397	0.417	0.422	0.409	0.424	0.435	0.409	
		Stride efficiency (%)	38.67	84.59	79.53	73.48	69.40	68.64	73.57	66.92	
		Stride count	40.21	27.18	28.04	29.17	30.01	30.18	29.15	213.94	

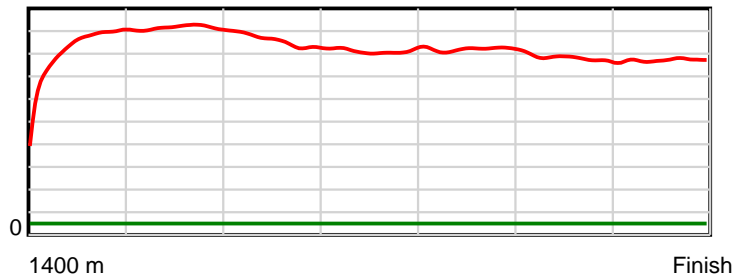
10 m Stride length



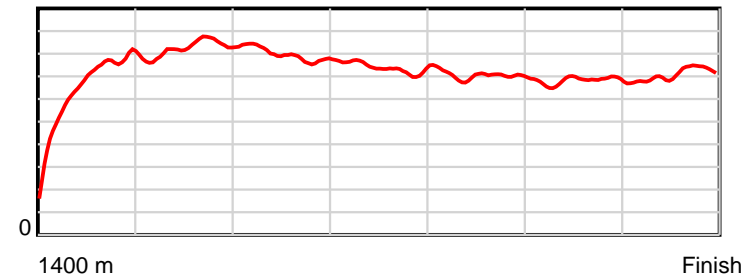
0.6 s Stride duration



20 m/sec Speed



100 % Stride efficiency



Note: Horizontal distance axis grid lines are 200m furlongs.

Disclaimer.

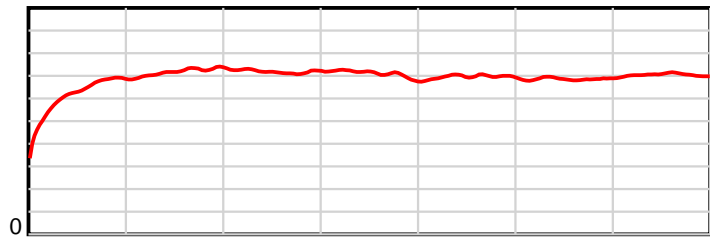
Tasracing Pty Ltd and Thoroughbred Ratings Pty Ltd accepts no responsibility for the completeness or accuracy of any of the information contained herein, and makes no representations about its suitability for any particular purpose. Users should make their own judgements about those matters and/or seek independent advice. You assume all risks associated with use of the data provided on this page.

Race Results

November 04, 2014, Race 5, BM62, Distance 1400m, Elwick Course Proper - Offset 7m

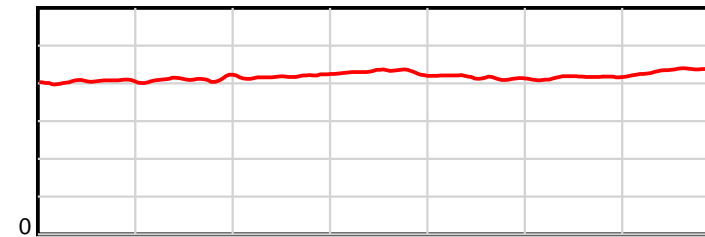
Result	TAB no.	Horse (Barrier)	1400 to	1200m to	1000m to	800m to	600m to	400m to	200m to	Total or	Margin
6th	8	Royal Express (2)	1200m	1000m	800m	600m	400m	200m	WP	Average	
		Position in running (margin)	-	10(7.3)	10(10.5)	11(10.0)	11(9.2)	11(8.4)	11(4.8)		3.00
		Sectional time (s)	16.06	11.35	11.61	12.18	12.14	12.10	12.17		
		Cumulative time (s)	87.61	71.55	60.20	48.59	36.41	24.27	12.17	1:27.61	
		Speed (m/s)	12.45	17.62	17.23	16.42	16.47	16.53	16.43	15.98	
		Stride length (m)	4.97	7.25	7.22	7.06	6.84	6.88	7.16	6.66	
		Stride duration (s)	0.416	0.411	0.419	0.430	0.415	0.416	0.435	0.417	
		Stride efficiency (%)	38.67	82.03	81.35	77.91	73.02	73.86	80.04	69.35	
		Stride count	40.21	27.60	27.72	28.32	29.26	29.09	27.95	210.15	

10 m Stride length



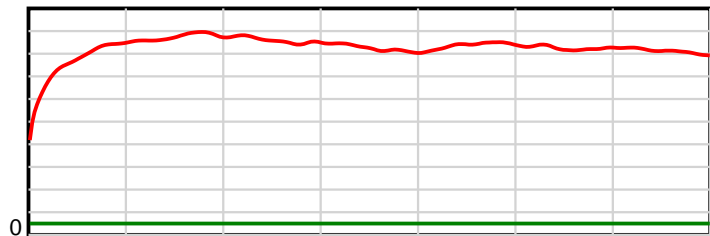
1400 m Finish

0.6 s Stride duration



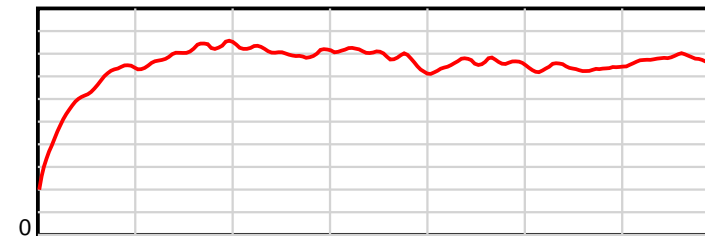
1400 m Finish

20 m/sec Speed



1400 m Finish

100 % Stride efficiency



1400 m Finish

Note: Horizontal distance axis grid lines are 200m furlongs.

Disclaimer.

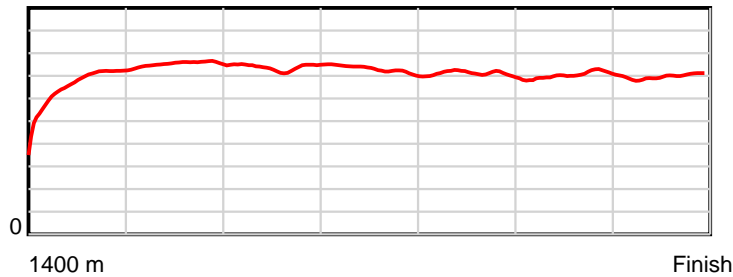
Tasracing Pty Ltd and Thoroughbred Ratings Pty Ltd accepts no responsibility for the completeness or accuracy of any of the information contained herein, and makes no representations about its suitability for any particular purpose. Users should make their own judgements about those matters and/or seek independent advice. You assume all risks associated with use of the data provided on this page.

Race Results

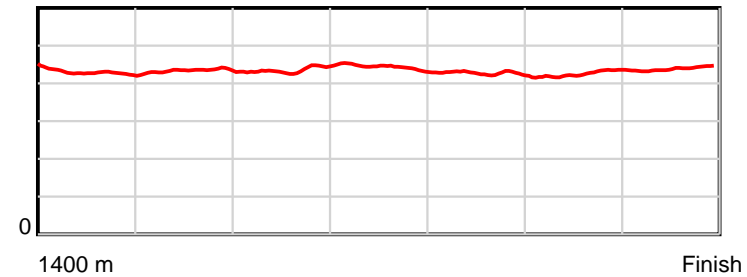
November 04, 2014, Race 5, BM62, Distance 1400m, Elwick Course Proper - Offset 7m

Result	TAB no.	Horse (Barrier)	1400 to	1200m to	1000m to	800m to	600m to	400m to	200m to	Total or	Margin
7th	1	Chiming (9)	1200m	1000m	800m	600m	400m	200m	WP	Average	
		Position in running (margin)	-	9(6.5)	9(9.4)	10(9.5)	10(8.2)	10(6.7)	7(2.7)		3.80
		Sectional time (s)	16.09	11.29	11.72	12.09	12.02	12.03	12.51		
		Cumulative time (s)	87.76	71.67	60.38	48.66	36.57	24.54	12.51	1:27.76	
		Speed (m/s)	12.43	17.71	17.06	16.54	16.64	16.63	15.99	15.95	
		Stride length (m)	5.20	7.69	7.42	7.31	7.10	7.05	7.03	6.87	
		Stride duration (s)	0.428	0.434	0.435	0.442	0.427	0.424	0.439	0.431	
		Stride efficiency (%)	42.27	92.43	86.10	83.55	78.88	77.67	77.15	73.78	
		Stride count	38.46	26.01	26.94	27.35	28.15	28.37	28.46	203.74	

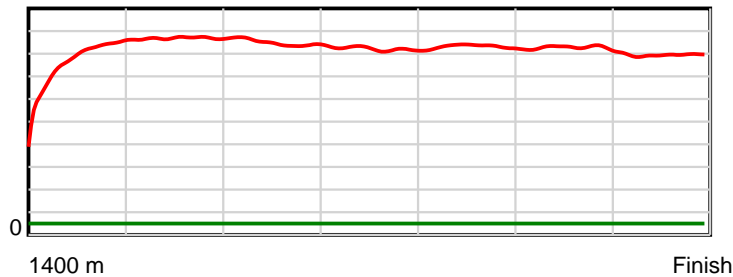
10 m Stride length



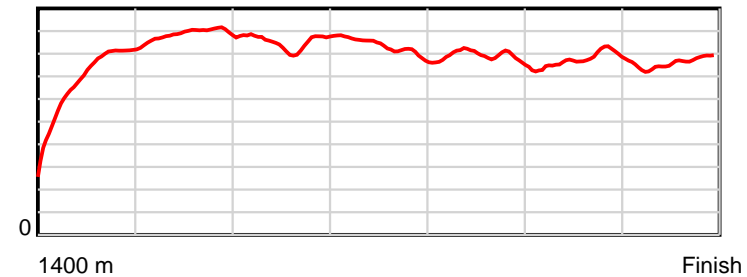
0.6 s Stride duration



20 m/sec Speed



100 % Stride efficiency



Note: Horizontal distance axis grid lines are 200m furlongs.

Disclaimer.

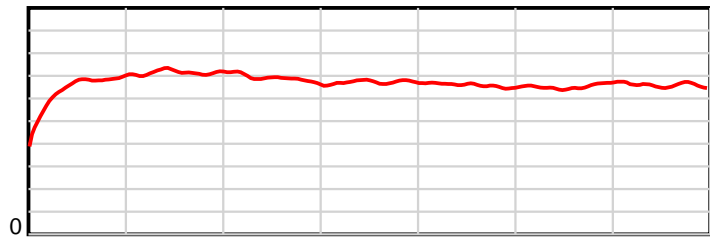
Tasracing Pty Ltd and Thoroughbred Ratings Pty Ltd accepts no responsibility for the completeness or accuracy of any of the information contained herein, and makes no representations about its suitability for any particular purpose. Users should make their own judgements about those matters and/or seek independent advice. You assume all risks associated with use of the data provided on this page.

Race Results

November 04, 2014, Race 5, BM62, Distance 1400m, Elwick Course Proper - Offset 7m

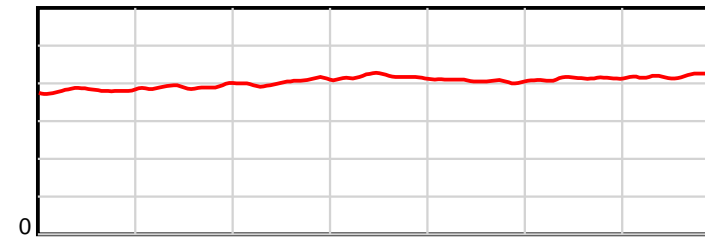
Result	TAB no.	Horse (Barrier)	1400 to	1200m to	1000m to	800m to	600m to	400m to	200m to	Total or	Margin
8th	9	Savvy Princess (11)	1200m	1000m	800m	600m	400m	200m	WP	Average	
		Position in running (margin)	-	3(0.6)	2(0.8)	3(1.2)	3(2.2)	4(2.7)	4(1.7)		5.10
		Sectional time (s)	15.34	10.84	11.77	12.48	12.36	12.52	12.70		
		Cumulative time (s)	88.01	72.67	61.83	50.06	37.58	25.22	12.70	1:28.01	
		Speed (m/s)	13.04	18.45	16.99	16.03	16.18	15.97	15.75	15.91	
		Stride length (m)	5.09	7.20	6.87	6.69	6.58	6.60	6.62	6.45	
		Stride duration (s)	0.389	0.390	0.404	0.418	0.407	0.413	0.420	0.406	
		Stride efficiency (%)	40.41	81.03	73.71	69.99	67.64	67.98	68.42	65.02	
		Stride count	39.33	27.77	29.12	29.88	30.40	30.32	30.22	217.04	

10 m Stride length



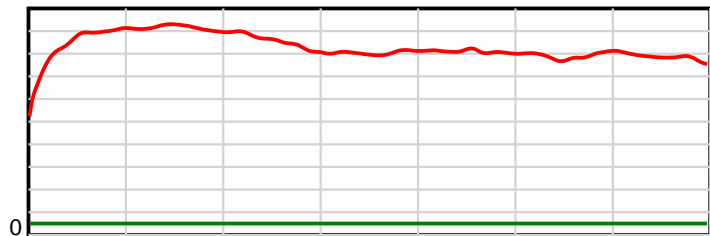
1400 m Finish

0.6 s Stride duration



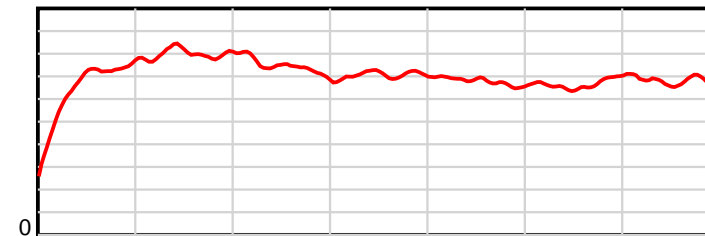
1400 m Finish

20 m/sec Speed



1400 m Finish

100 % Stride efficiency



1400 m Finish

Note: Horizontal distance axis grid lines are 200m furlongs.

Disclaimer.

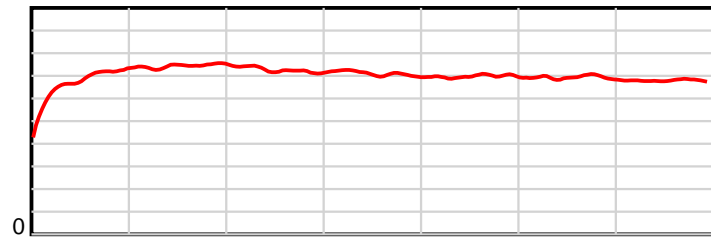
Tasracing Pty Ltd and Thoroughbred Ratings Pty Ltd accepts no responsibility for the completeness or accuracy of any of the information contained herein, and makes no representations about its suitability for any particular purpose. Users should make their own judgements about those matters and/or seek independent advice. You assume all risks associated with use of the data provided on this page.

Race Results

November 04, 2014, Race 5, BM62, Distance 1400m, Elwick Course Proper - Offset 7m

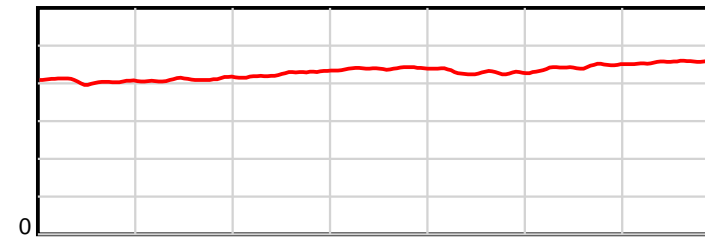
Result	TAB no.	Horse (Barrier)	1400 to	1200m to	1000m to	800m to	600m to	400m to	200m to	Total or	Margin
9th	11	Ile Aux Cygnes (3)	1200m	1000m	800m	600m	400m	200m	WP	Average	
		Position in running (margin)	-	1(0.0)	3(0.9)	2(0.3)	2(0.1)	2(0.0)	1(0.0)		6.10
		Sectional time (s)	15.12	10.97	11.59	12.28	12.27	12.69	13.29		
		Cumulative time (s)	88.20	73.08	62.11	50.52	38.25	25.98	13.29	1:28.20	
		Speed (m/s)	13.22	18.23	17.26	16.29	16.30	15.76	15.05	15.87	
		Stride length (m)	5.27	7.49	7.35	7.16	6.99	7.00	6.87	6.79	
		Stride duration (s)	0.410	0.411	0.426	0.439	0.429	0.444	0.456	0.428	
		Stride efficiency (%)	43.46	87.61	84.50	80.10	76.29	76.48	73.74	72.10	
		Stride count	37.92	26.71	27.20	27.94	28.62	28.59	29.12	206.10	

10 m Stride length



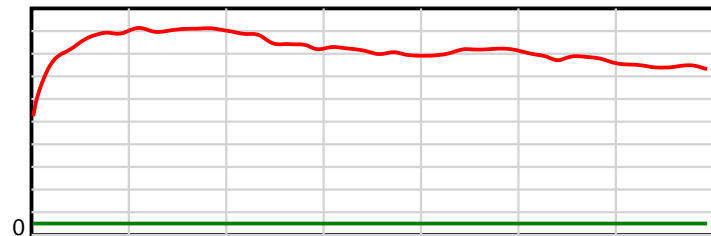
1400 m Finish

0.6 s Stride duration



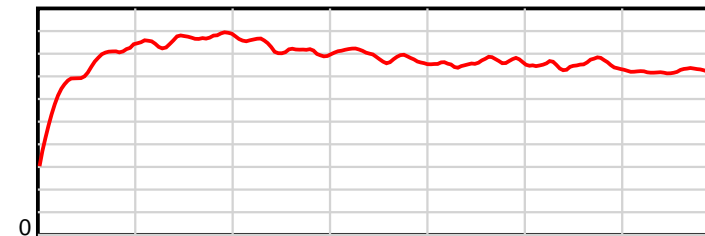
1400 m Finish

20 m/sec Speed



1400 m Finish

100 % Stride efficiency



1400 m Finish

Note: Horizontal distance axis grid lines are 200m furlongs.

Disclaimer.

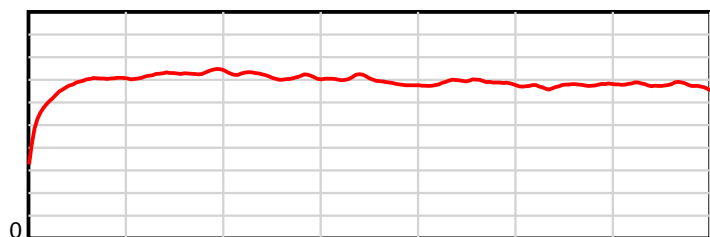
Tasracing Pty Ltd and Thoroughbred Ratings Pty Ltd accepts no responsibility for the completeness or accuracy of any of the information contained herein, and makes no representations about its suitability for any particular purpose. Users should make their own judgements about those matters and/or seek independent advice. You assume all risks associated with use of the data provided on this page.

Race Results

November 04, 2014, Race 5, BM62, Distance 1400m, Elwick Course Proper - Offset 7m

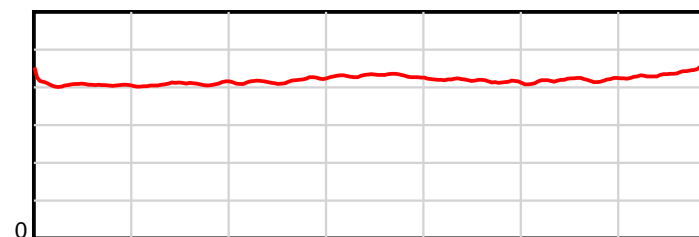
Result	TAB no.	Horse (Barrier)	1400 to	1200m to	1000m to	800m to	600m to	400m to	200m to	Total or	Margin
10th	7	Incumblonde (4)	1200m	1000m	800m	600m	400m	200m	WP	Average	
		Position in running (margin)	-	6(2.5)	6(4.1)	6(3.7)	6(4.8)	6(4.3)	8(2.9)		8.90
		Sectional time (s)	15.74	11.09	11.63	12.50	12.18	12.48	13.12		
		Cumulative time (s)	88.74	73.00	61.90	50.27	37.77	25.60	13.12	1:28.73	
		Speed (m/s)	12.70	18.03	17.20	16.00	16.42	16.03	15.24	15.78	
		Stride length (m)	5.23	7.38	7.17	6.88	6.83	6.72	6.77	6.64	
		Stride duration (s)	0.415	0.409	0.417	0.430	0.416	0.419	0.444	0.421	
		Stride efficiency (%)	42.78	85.00	80.44	73.95	72.98	70.51	71.67	68.88	
		Stride count	38.23	27.12	27.88	29.07	29.27	29.77	29.53	210.87	

10 m Stride length



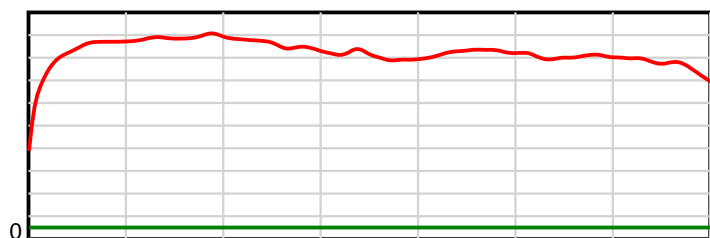
1400 m Finish

0.6 s Stride duration



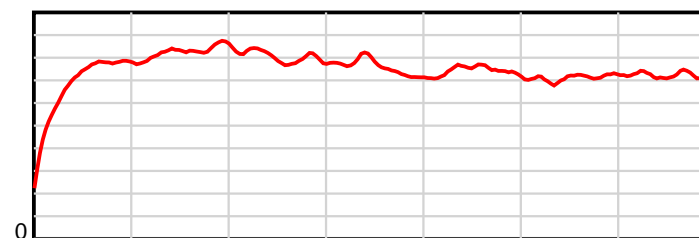
1400 m Finish

20 m/sec Speed



1400 m Finish

100 % Stride efficiency



1400 m Finish

Note: Horizontal distance axis grid lines are 200m furlongs.

Disclaimer.

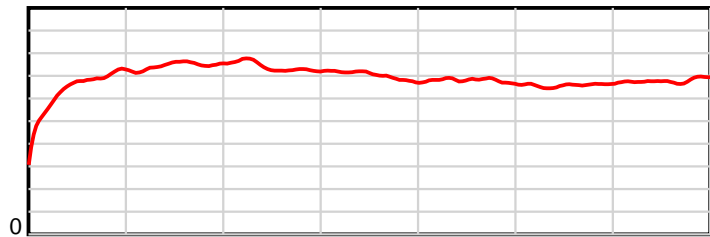
Tasracing Pty Ltd and Thoroughbred Ratings Pty Ltd accepts no responsibility for the completeness or accuracy of any of the information contained herein, and makes no representations about its suitability for any particular purpose. Users should make their own judgements about those matters and/or seek independent advice. You assume all risks associated with use of the data provided on this page.

Race Results

November 04, 2014, Race 5, BM62, Distance 1400m, Elwick Course Proper - Offset 7m

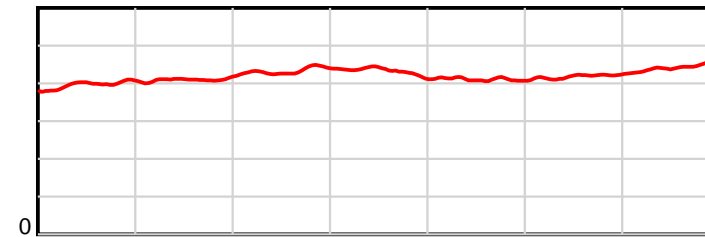
Result	TAB no.	Horse (Barrier)	1400 to	1200m to	1000m to	800m to	600m to	400m to	200m to	Total or	Margin
11th	5	Miss Eye Candy (10)	1200m	1000m	800m	600m	400m	200m	WP	Average	
		Position in running (margin)	-	5(1.6)	4(2.3)	4(2.6)	4(3.0)	5(3.0)	10(3.2)		9.20
		Sectional time (s)	15.64	10.94	11.75	12.37	12.27	12.73	13.09		
		Cumulative time (s)	88.80	73.16	62.21	50.46	38.09	25.82	13.09	1:28.79	
		Speed (m/s)	12.79	18.28	17.02	16.17	16.30	15.71	15.28	15.77	
		Stride length (m)	5.14	7.52	7.38	6.95	6.70	6.59	6.82	6.64	
		Stride duration (s)	0.399	0.411	0.434	0.430	0.411	0.419	0.446	0.421	
		Stride efficiency (%)	41.30	88.29	85.13	75.53	70.05	67.79	72.61	68.83	
		Stride count	38.90	26.61	27.10	28.77	29.87	30.36	29.34	210.95	

10 m Stride length



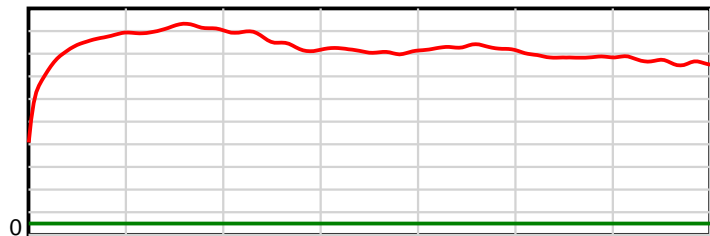
1400 m Finish

0.6 s Stride duration



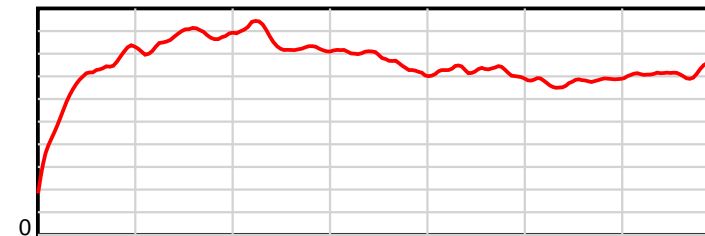
1400 m Finish

20 m/sec Speed



1400 m Finish

100 % Stride efficiency



1400 m Finish

Note: Horizontal distance axis grid lines are 200m furlongs.

Disclaimer.

Tasracing Pty Ltd and Thoroughbred Ratings Pty Ltd accepts no responsibility for the completeness or accuracy of any of the information contained herein, and makes no representations about its suitability for any particular purpose. Users should make their own judgements about those matters and/or seek independent advice. You assume all risks associated with use of the data provided on this page.