



Race Results

Tasmanian Turf Club, Launceston, November 05, 2014

Compilation date: November 6, 2014, 1:09:55 PM (EST)

Copyright © 2014 Tasracing Pty Ltd. All rights reserved.

Trademarks.

StrideMASTER is a registered trademark of Thoroughbred Ratings Pty Ltd.

Disclaimer.

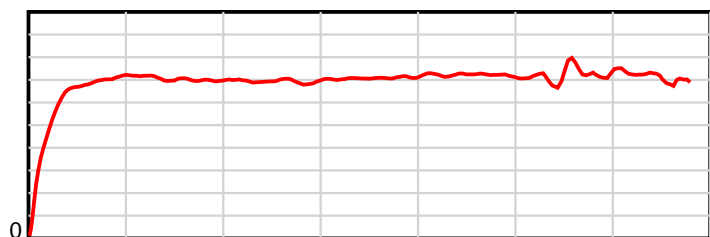
Tasracing Pty Ltd and Thoroughbred Ratings Pty Ltd accepts no responsibility for the completeness or accuracy of any of the information contained herein, and makes no representations about its suitability for any particular purpose. Users should make their own judgements about those matters and/or seek independent advice. You assume all risks associated with use of the data provided on this page.

Race Results

November 05, 2014, Race 2, CL2, Distance 1400m, Mowbray - Offset 0m

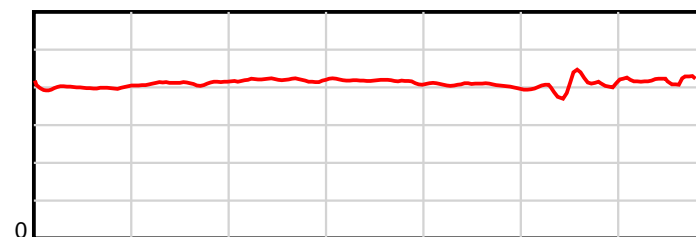
Result	TAB no.	Horse (Barrier)	1400 to	1200m to	1000m to	800m to	600m to	400m to	200m to	Total or	Margin
1st	7	Isn't Life Str... (13)	1200m	1000m	800m	600m	400m	200m	WP	Average	
		Position in running (margin)	-	3(1.6)	3(1.8)	2(0.9)	2(2.0)	2(0.9)	1(0.0)		0.00
		Sectional time (s)	14.79	11.20	11.97	11.80	11.03	11.35	11.79		
		Cumulative time (s)	83.93	69.14	57.94	45.97	34.17	23.14	11.79	1:23.93	
		Speed (m/s)	13.52	17.86	16.71	16.95	18.13	17.62	16.96	16.68	
		Stride length (m)	5.56	7.32	6.99	7.09	7.38	7.06	6.81	6.83	
		Stride duration (s)	0.411	0.410	0.419	0.418	0.407	0.401	0.402	0.410	
		Stride efficiency (%)	48.24	83.73	76.39	78.51	85.00	77.95	72.55	72.93	
		Stride count	36.00	27.32	28.60	28.22	27.12	28.32	29.35	204.93	

10 m Stride length



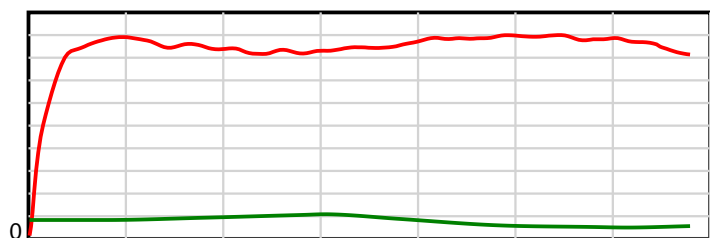
1400 m Finish

0.6 s Stride duration



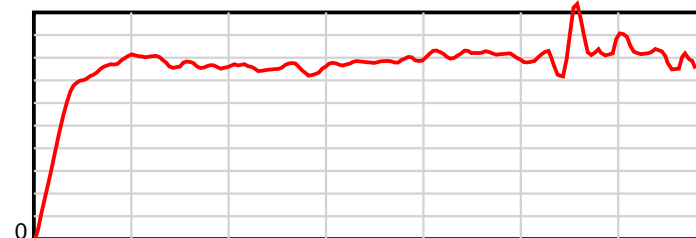
1400 m Finish

20 m/sec Speed



1400 m Finish

100 % Stride efficiency



1400 m Finish

Note: Horizontal distance axis grid lines are 200m furlongs.

Disclaimer.

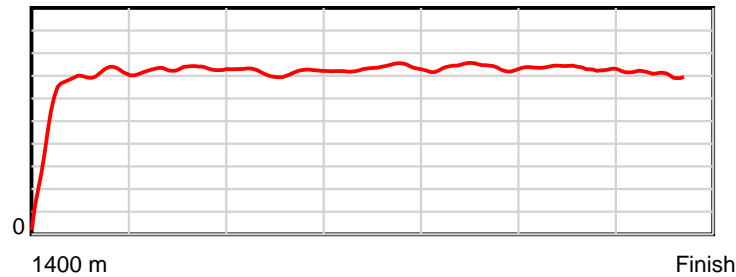
Tasracing Pty Ltd and Thoroughbred Ratings Pty Ltd accepts no responsibility for the completeness or accuracy of any of the information contained herein, and makes no representations about its suitability for any particular purpose. Users should make their own judgements about those matters and/or seek independent advice. You assume all risks associated with use of the data provided on this page.

Race Results

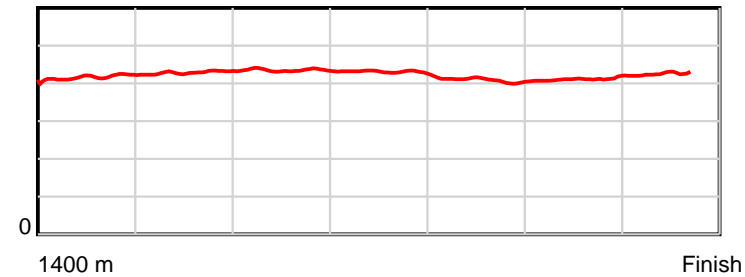
November 05, 2014, Race 2, CL2, Distance 1400m, Mowbray - Offset 0m

Result	TAB no.	Horse (Barrier)	1400 to	1200m to	1000m to	800m to	600m to	400m to	200m to	Total or	Margin
2nd	2	Pisa Work (4)	1200m	1000m	800m	600m	400m	200m	WP	Average	
		Position in running (margin)	-	4(2.4)	4(2.5)	4(1.6)	4(3.2)	4(2.2)	2(0.5)		0.40
		Sectional time (s)	14.89	11.19	11.98	11.88	11.04	11.23	11.79		
		Cumulative time (s)	84.00	69.11	57.92	45.94	34.06	23.02	11.79	1:24.00	
		Speed (m/s)	13.43	17.87	16.69	16.84	18.12	17.81	16.96	16.67	
		Stride length (m)	5.47	7.61	7.24	7.28	7.52	7.25	7.19	7.00	
		Stride duration (s)	0.407	0.426	0.434	0.432	0.415	0.407	0.424	0.420	
		Stride efficiency (%)	46.78	90.57	81.90	82.83	88.44	82.08	80.80	76.63	
		Stride count	36.55	26.27	27.63	27.47	26.59	27.60	27.81	199.92	

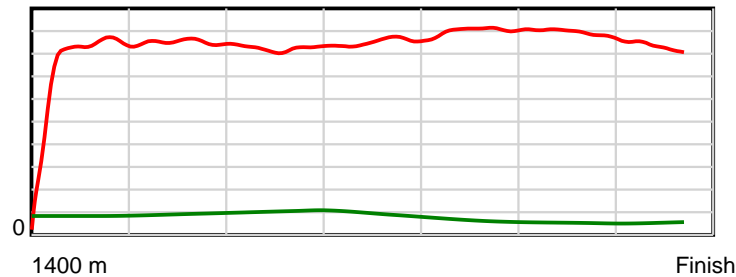
10 m Stride length



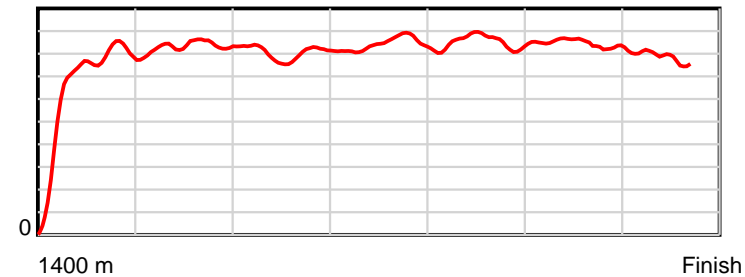
0.6 s Stride duration



20 m/sec Speed



100 % Stride efficiency



Note: Horizontal distance axis grid lines are 200m furlongs.

Disclaimer.

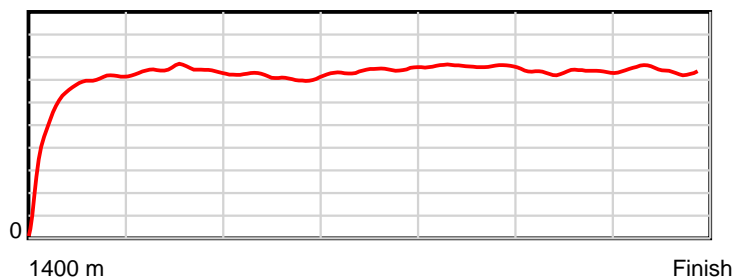
Tasracing Pty Ltd and Thoroughbred Ratings Pty Ltd accepts no responsibility for the completeness or accuracy of any of the information contained herein, and makes no representations about its suitability for any particular purpose. Users should make their own judgements about those matters and/or seek independent advice. You assume all risks associated with use of the data provided on this page.

Race Results

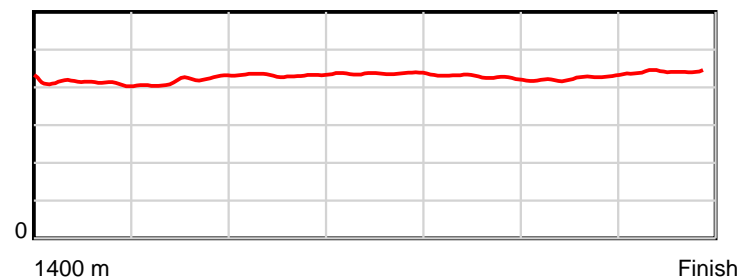
November 05, 2014, Race 2, CL2, Distance 1400m, Mowbray - Offset 0m

Result	TAB no.	Horse (Barrier)	1400 to	1200m to	1000m to	800m to	600m to	400m to	200m to	Total or	Margin
3rd	8	Finalaregee (11)	1200m	1000m	800m	600m	400m	200m	WP	Average	
		Position in running (margin)	-	8(3.6)	2(1.3)	3(1.4)	3(2.7)	3(2.0)	4(2.0)		1.70
		Sectional time (s)	15.12	10.79	12.15	11.83	11.09	11.50	11.76		
		Cumulative time (s)	84.24	69.12	58.33	46.18	34.35	23.26	11.76	1:24.23	
		Speed (m/s)	13.23	18.54	16.46	16.91	18.03	17.39	17.01	16.62	
		Stride length (m)	5.53	7.72	7.10	7.38	7.73	7.36	7.51	7.11	
		Stride duration (s)	0.414	0.417	0.432	0.437	0.429	0.423	0.442	0.428	
		Stride efficiency (%)	47.82	93.24	78.81	85.17	93.45	84.68	88.10	78.95	
		Stride count	36.15	25.89	28.16	27.09	25.86	27.17	26.64	196.96	

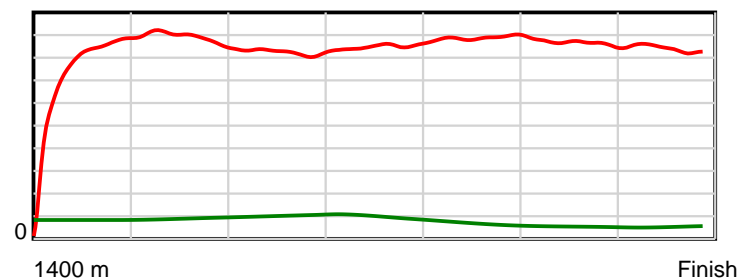
10 m Stride length



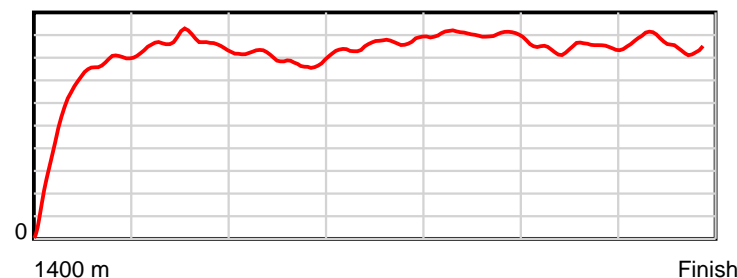
0.6 s Stride duration



20 m/sec Speed



100 % Stride efficiency



Note: Horizontal distance axis grid lines are 200m furlongs.

Disclaimer.

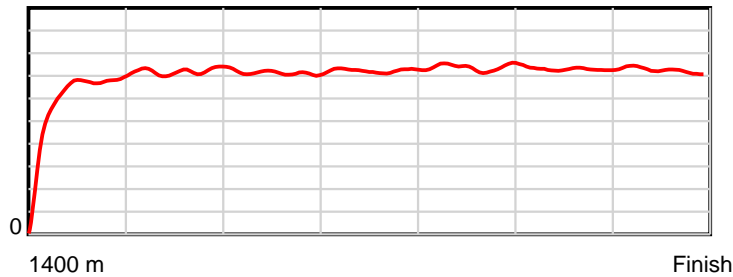
Tasracing Pty Ltd and Thoroughbred Ratings Pty Ltd accepts no responsibility for the completeness or accuracy of any of the information contained herein, and makes no representations about its suitability for any particular purpose. Users should make their own judgements about those matters and/or seek independent advice. You assume all risks associated with use of the data provided on this page.

Race Results

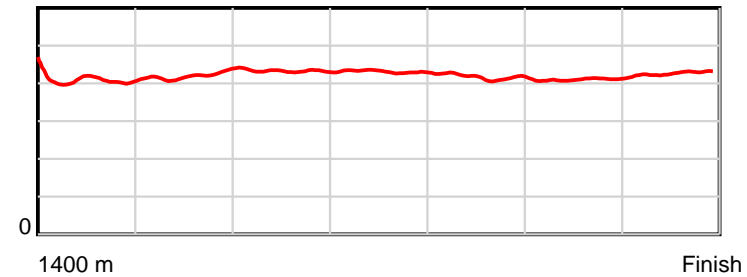
November 05, 2014, Race 2, CL2, Distance 1400m, Mowbray - Offset 0m

Result	TAB no.	Horse (Barrier)	1400 to	1200m to	1000m to	800m to	600m to	400m to	200m to	Total or	Margin
4th	3	Fillout the Ti... (7)	1200m	1000m	800m	600m	400m	200m	WP	Average	
		Position in running (margin)	-	2(1.1)	5(3.1)	5(3.4)	5(4.9)	6(3.7)	5(2.1)		2.00
		Sectional time (s)	14.76	11.50	12.19	11.86	11.01	11.23	11.74		
		Cumulative time (s)	84.29	69.53	58.03	45.85	33.99	22.98	11.74	1:24.29	
		Speed (m/s)	13.55	17.39	16.41	16.86	18.17	17.81	17.04	16.61	
		Stride length (m)	5.53	7.32	7.10	7.27	7.58	7.30	7.26	6.98	
		Stride duration (s)	0.404	0.421	0.432	0.431	0.417	0.410	0.426	0.420	
		Stride efficiency (%)	47.84	83.67	78.71	82.65	89.69	83.22	82.35	76.17	
		Stride count	36.15	27.33	28.18	27.50	26.40	27.41	27.55	200.52	

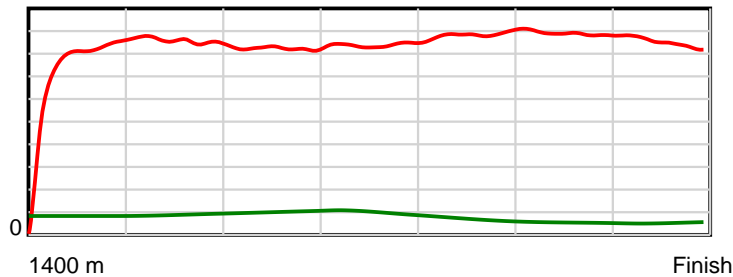
10 m Stride length



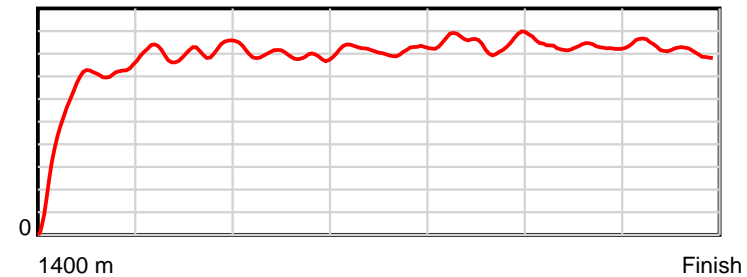
0.6 s Stride duration



20 m/sec Speed



100 % Stride efficiency



Note: Horizontal distance axis grid lines are 200m furlongs.

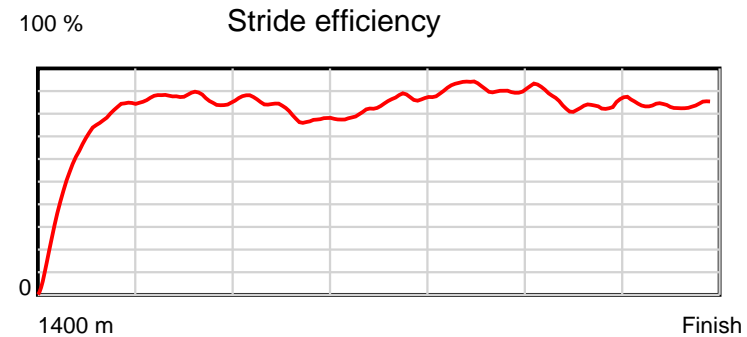
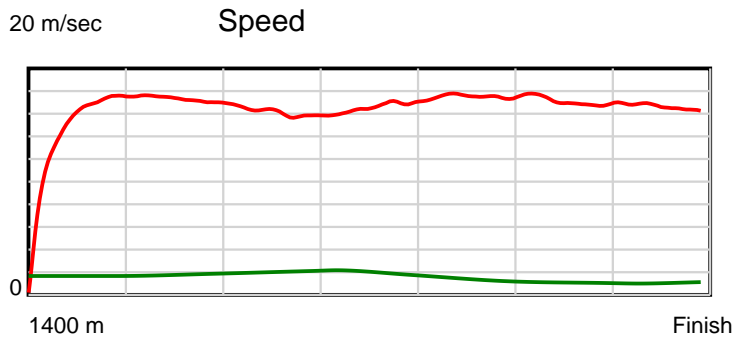
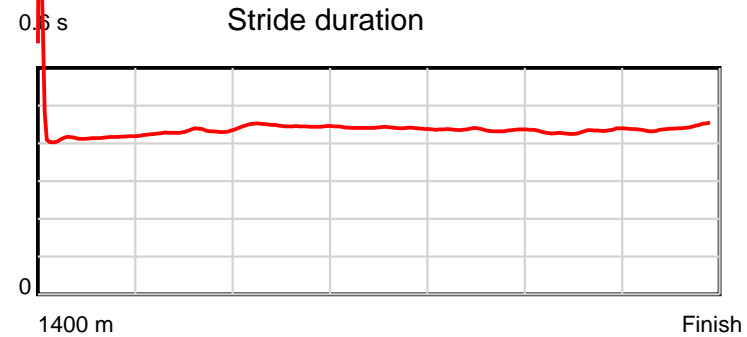
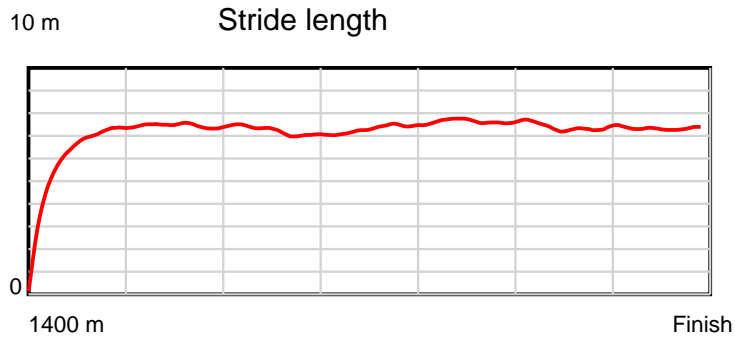
Disclaimer.

Tasracing Pty Ltd and Thoroughbred Ratings Pty Ltd accepts no responsibility for the completeness or accuracy of any of the information contained herein, and makes no representations about its suitability for any particular purpose. Users should make their own judgements about those matters and/or seek independent advice. You assume all risks associated with use of the data provided on this page.

Race Results

November 05, 2014, Race 2, CL2, Distance 1400m, Mowbray - Offset 0m

Result	TAB no.	Horse (Barrier)	1400 to	1200m to	1000m to	800m to	600m to	400m to	200m to	Total or	Margin
5th	14	Before All (8)	1200m	1000m	800m	600m	400m	200m	WP	Average	
		Position in running (margin)	-	1(0.0)	1(0.0)	1(0.0)	1(0.0)	1(0.0)	3(1.2)		2.80
		Sectional time (s)	14.72	11.17	12.13	11.61	11.21	11.70	11.89		
		Cumulative time (s)	84.44	69.72	58.55	46.42	34.81	23.60	11.89	1:24.44	
		Speed (m/s)	13.59	17.91	16.49	17.23	17.84	17.09	16.82	16.58	
		Stride length (m)	5.99	7.71	7.37	7.61	7.76	7.37	7.43	7.27	
		Stride duration (s)	0.435	0.431	0.447	0.441	0.435	0.432	0.442	0.439	
		Stride efficiency (%)	56.15	92.91	84.78	90.38	94.17	84.97	86.36	82.62	
		Stride count	33.37	25.94	27.15	26.30	25.76	27.12	26.90	192.54	



Note: Horizontal distance axis grid lines are 200m furlongs.

Disclaimer.

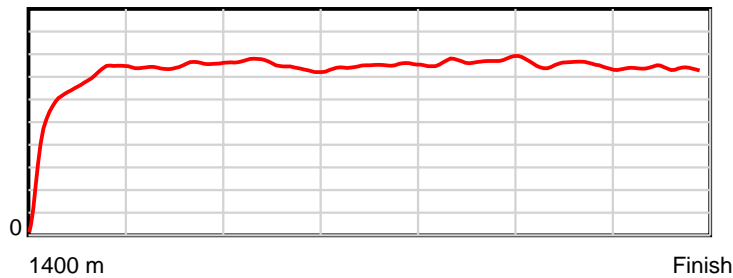
Tasracing Pty Ltd and Thoroughbred Ratings Pty Ltd accepts no responsibility for the completeness or accuracy of any of the information contained herein, and makes no representations about its suitability for any particular purpose. Users should make their own judgements about those matters and/or seek independent advice. You assume all risks associated with use of the data provided on this page.

Race Results

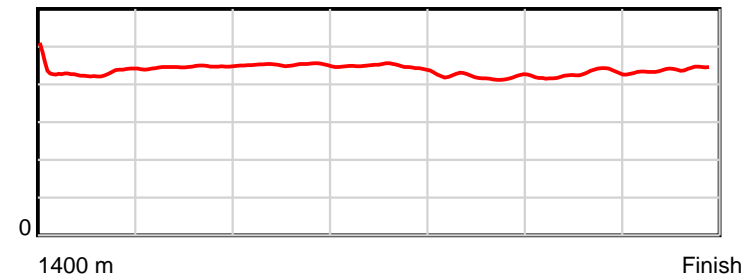
November 05, 2014, Race 2, CL2, Distance 1400m, Mowbray - Offset 0m

Result	TAB no.	Horse (Barrier)	1400 to	1200m to	1000m to	800m to	600m to	400m to	200m to	Total or	Margin
6th	11	Gee Gees Showb... (1)	1200m	1000m	800m	600m	400m	200m	WP	Average	
		Position in running (margin)	-	6(3.5)	9(6.8)	9(6.9)	8(7.4)	7(3.8)	6(2.7)		3.30
		Sectional time (s)	15.00	11.71	12.15	11.69	10.61	11.32	12.04		
		Cumulative time (s)	84.53	69.53	57.82	45.67	33.97	23.37	12.04	1:24.53	
		Speed (m/s)	13.34	17.08	16.46	17.11	18.85	17.67	16.61	16.56	
		Stride length (m)	5.96	7.62	7.44	7.67	7.93	7.53	7.30	7.29	
		Stride duration (s)	0.439	0.446	0.452	0.448	0.420	0.426	0.440	0.440	
		Stride efficiency (%)	55.56	90.65	86.45	91.82	98.21	88.64	83.30	83.12	
		Stride count	33.54	26.26	26.89	26.09	25.23	26.56	27.39	191.96	

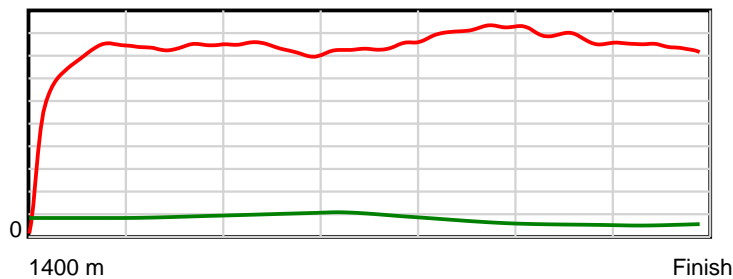
10 m Stride length



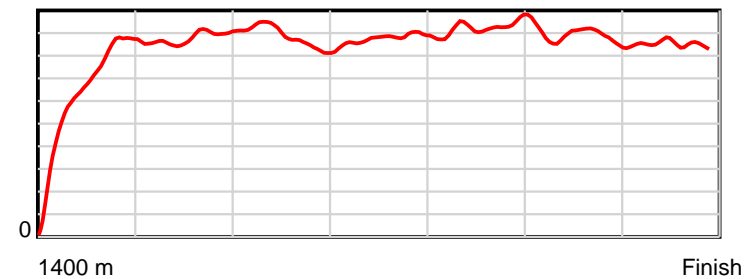
0.6 s Stride duration



20 m/sec Speed



100 % Stride efficiency



Note: Horizontal distance axis grid lines are 200m furlongs.

Disclaimer.

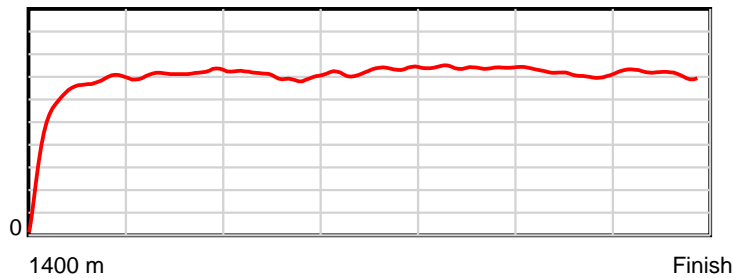
Tasracing Pty Ltd and Thoroughbred Ratings Pty Ltd accepts no responsibility for the completeness or accuracy of any of the information contained herein, and makes no representations about its suitability for any particular purpose. Users should make their own judgements about those matters and/or seek independent advice. You assume all risks associated with use of the data provided on this page.

Race Results

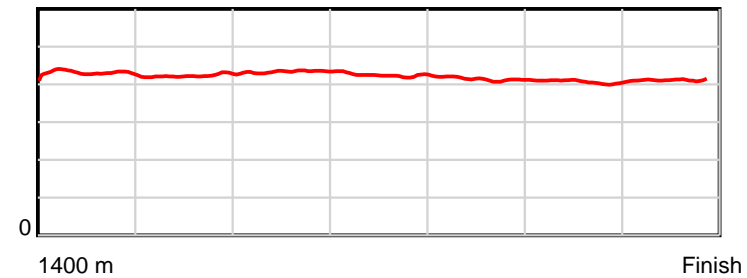
November 05, 2014, Race 2, CL2, Distance 1400m, Mowbray - Offset 0m

Result	TAB no.	Horse (Barrier)	1400 to	1200m to	1000m to	800m to	600m to	400m to	200m to	Total or	Margin
7th	12	Ourmaher (12)	1200m	1000m	800m	600m	400m	200m	WP	Average	
		Position in running (margin)	-	11(5.3)	12(8.2)	12(9.3)	12(9.3)	13(7.3)	12(7.2)		4.10
		Sectional time (s)	15.43	11.66	12.31	11.61	10.89	11.49	11.29		
		Cumulative time (s)	84.67	69.24	57.58	45.27	33.66	22.78	11.29	1:24.67	
		Speed (m/s)	12.96	17.15	16.25	17.23	18.37	17.41	17.71	16.53	
		Stride length (m)	5.58	7.24	7.04	7.32	7.62	7.08	7.31	6.96	
		Stride duration (s)	0.427	0.422	0.433	0.425	0.414	0.407	0.413	0.421	
		Stride efficiency (%)	48.61	81.82	77.47	83.70	90.63	78.44	83.49	75.75	
		Stride count	35.86	27.64	28.40	27.33	26.26	28.23	27.36	201.08	

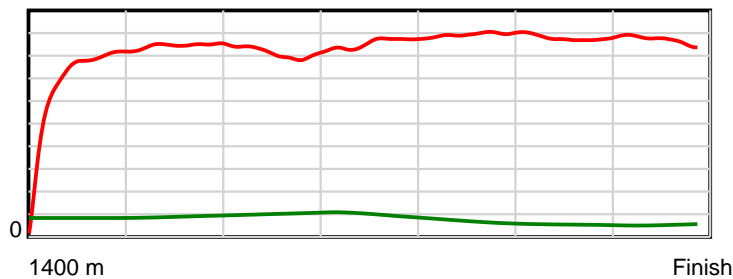
10 m Stride length



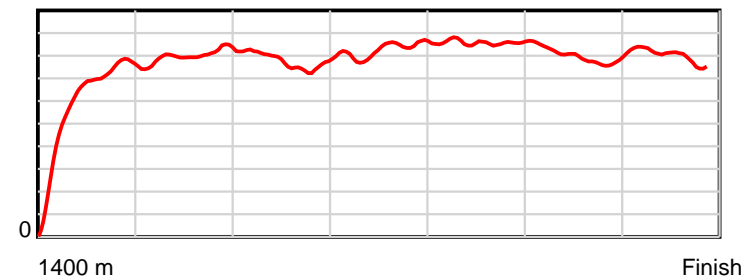
0.6 s Stride duration



20 m/sec Speed



100 % Stride efficiency



Note: Horizontal distance axis grid lines are 200m furlongs.

Disclaimer.

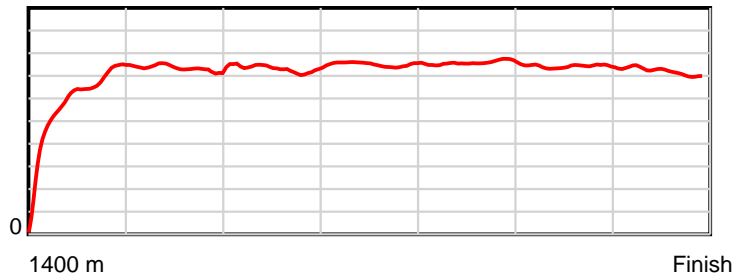
Tasracing Pty Ltd and Thoroughbred Ratings Pty Ltd accepts no responsibility for the completeness or accuracy of any of the information contained herein, and makes no representations about its suitability for any particular purpose. Users should make their own judgements about those matters and/or seek independent advice. You assume all risks associated with use of the data provided on this page.

Race Results

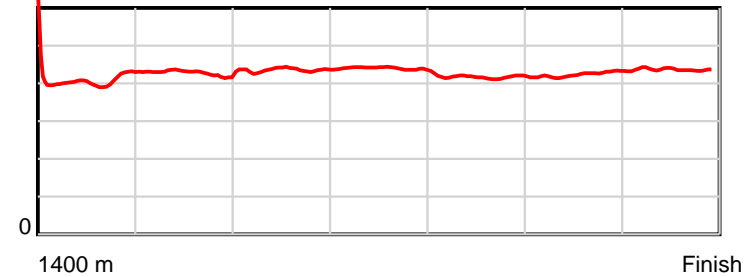
November 05, 2014, Race 2, CL2, Distance 1400m, Mowbray - Offset 0m

Result	TAB no.	Horse (Barrier)	1400 to	1200m to	1000m to	800m to	600m to	400m to	200m to	Total or	Margin
8th	4	Great White (2)	1200m	1000m	800m	600m	400m	200m	WP	Average	
		Position in running (margin)	-	5(2.9)	6(4.3)	6(3.5)	6(5.2)	5(3.1)	7(3.1)		5.10
		Sectional time (s)	15.02	11.41	12.00	11.88	10.88	11.50	12.17		
		Cumulative time (s)	84.86	69.84	58.43	46.43	34.55	23.67	12.17	1:24.86	
		Speed (m/s)	13.32	17.53	16.67	16.84	18.38	17.39	16.43	16.50	
		Stride length (m)	5.71	7.35	7.22	7.40	7.67	7.34	7.16	7.06	
		Stride duration (s)	0.423	0.419	0.433	0.440	0.417	0.422	0.436	0.428	
		Stride efficiency (%)	50.96	84.35	81.43	85.60	91.93	84.28	80.15	77.96	
		Stride count	35.02	27.22	27.71	27.02	26.08	27.23	27.93	198.21	

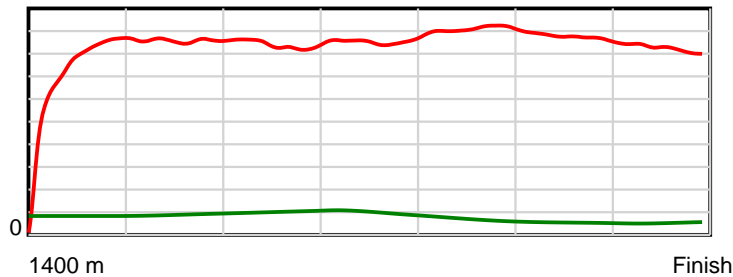
10 m Stride length



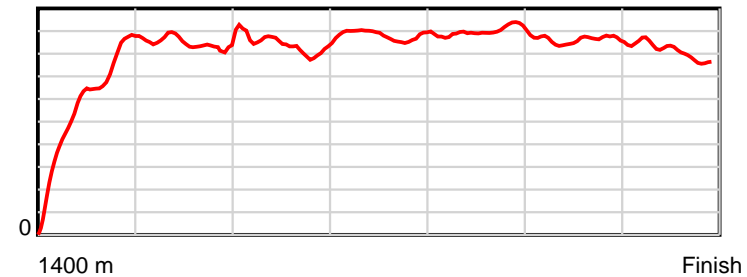
0.6 s Stride duration



20 m/sec Speed



100 % Stride efficiency



Note: Horizontal distance axis grid lines are 200m furlongs.

Disclaimer.

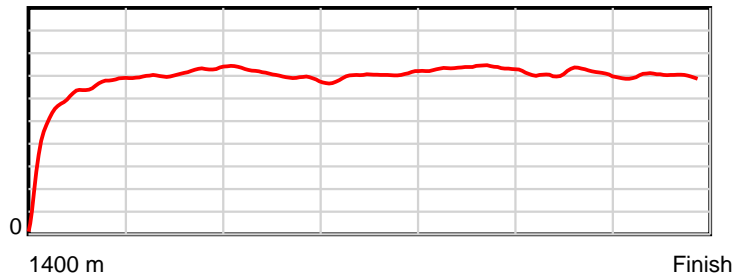
Tasracing Pty Ltd and Thoroughbred Ratings Pty Ltd accepts no responsibility for the completeness or accuracy of any of the information contained herein, and makes no representations about its suitability for any particular purpose. Users should make their own judgements about those matters and/or seek independent advice. You assume all risks associated with use of the data provided on this page.

Race Results

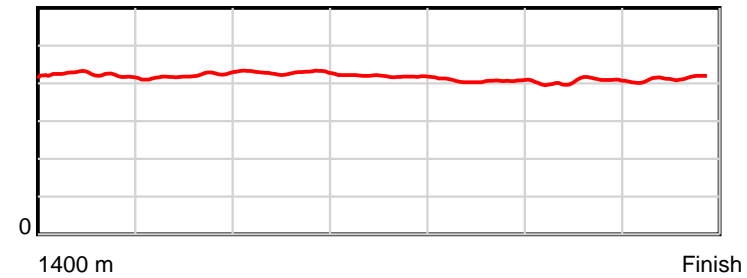
November 05, 2014, Race 2, CL2, Distance 1400m, Mowbray - Offset 0m

Result	TAB no.	Horse (Barrier)	1400 to	1200m to	1000m to	800m to	600m to	400m to	200m to	Total or	Margin
9th	10	Geegees Martin... (9)	1200m	1000m	800m	600m	400m	200m	WP	Average	
		Position in running (margin)	-	12(6.0)	11(7.8)	11(8.3)	13(9.6)	11(6.9)	9(6.1)		5.30
		Sectional time (s)	15.60	11.49	12.19	11.84	10.75	11.38	11.64		
		Cumulative time (s)	84.89	69.29	57.81	45.61	33.77	23.01	11.64	1:24.89	
		Speed (m/s)	12.82	17.41	16.41	16.89	18.60	17.57	17.18	16.49	
		Stride length (m)	5.43	7.30	7.03	7.08	7.57	7.13	7.08	6.88	
		Stride duration (s)	0.421	0.419	0.429	0.419	0.407	0.406	0.412	0.417	
		Stride efficiency (%)	46.13	83.27	77.30	78.26	89.59	79.46	78.38	73.88	
		Stride count	36.81	27.40	28.44	28.26	26.41	28.05	28.24	203.61	

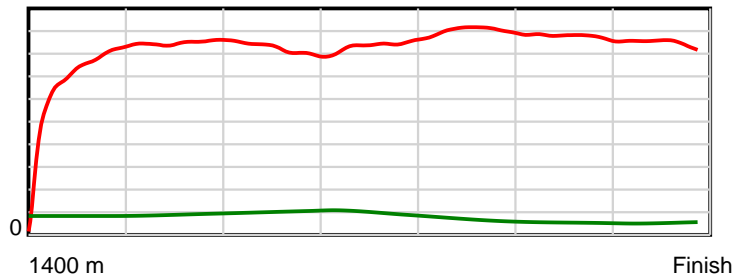
10 m Stride length



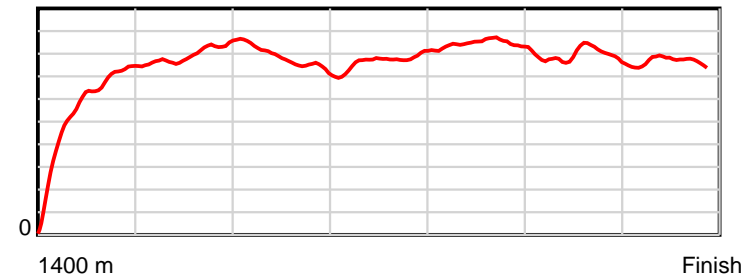
0.6 s Stride duration



20 m/sec Speed



100 % Stride efficiency



Note: Horizontal distance axis grid lines are 200m furlongs.

Disclaimer.

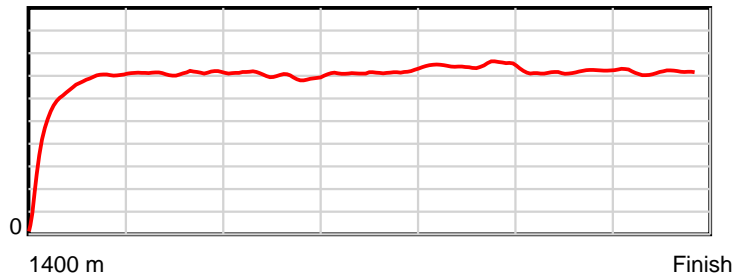
Tasracing Pty Ltd and Thoroughbred Ratings Pty Ltd accepts no responsibility for the completeness or accuracy of any of the information contained herein, and makes no representations about its suitability for any particular purpose. Users should make their own judgements about those matters and/or seek independent advice. You assume all risks associated with use of the data provided on this page.

Race Results

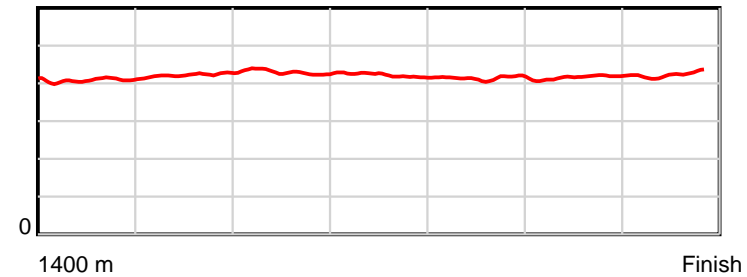
November 05, 2014, Race 2, CL2, Distance 1400m, Mowbray - Offset 0m

Result	TAB no.	Horse (Barrier)	1400 to	1200m to	1000m to	800m to	600m to	400m to	200m to	Total or	Margin
10th	13	Symbol of Free... (6)	1200m	1000m	800m	600m	400m	200m	WP	Average	
		Position in running (margin)	-	7(3.5)	7(5.4)	7(5.8)	7(6.3)	8(5.1)	10(6.2)		5.40
		Sectional time (s)	15.18	11.49	12.18	11.71	11.00	11.69	11.65		
		Cumulative time (s)	84.91	69.73	58.24	46.06	34.35	23.35	11.65	1:24.90	
		Speed (m/s)	13.17	17.41	16.42	17.08	18.18	17.11	17.17	16.49	
		Stride length (m)	5.42	7.34	7.04	7.22	7.50	7.10	7.25	6.91	
		Stride duration (s)	0.409	0.422	0.429	0.423	0.413	0.415	0.422	0.419	
		Stride efficiency (%)	45.94	84.15	77.40	81.48	87.96	78.72	82.09	74.55	
		Stride count	36.89	27.25	28.42	27.70	26.66	28.18	27.59	202.69	

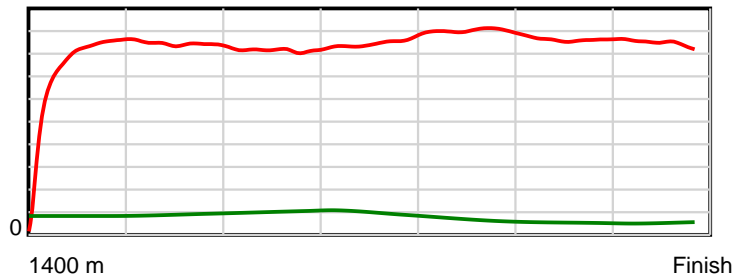
10 m Stride length



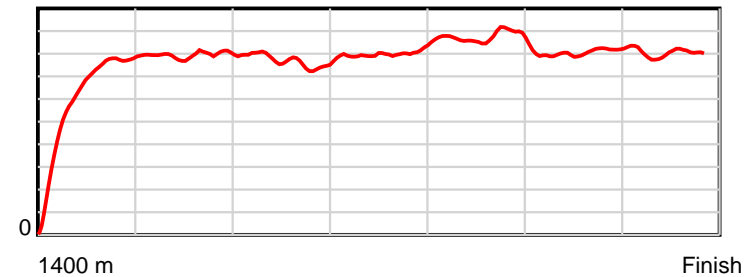
0.6 s Stride duration



20 m/sec Speed



100 % Stride efficiency



Note: Horizontal distance axis grid lines are 200m furlongs.

Disclaimer.

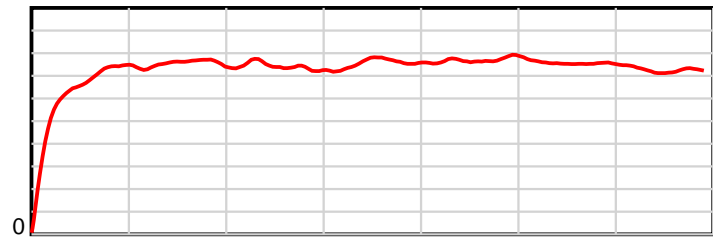
Tasracing Pty Ltd and Thoroughbred Ratings Pty Ltd accepts no responsibility for the completeness or accuracy of any of the information contained herein, and makes no representations about its suitability for any particular purpose. Users should make their own judgements about those matters and/or seek independent advice. You assume all risks associated with use of the data provided on this page.

Race Results

November 05, 2014, Race 2, CL2, Distance 1400m, Mowbray - Offset 0m

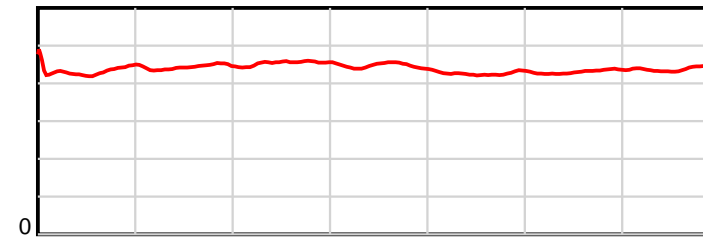
Result	TAB no.	Horse (Barrier)	1400 to	1200m to	1000m to	800m to	600m to	400m to	200m to	Total or	Margin
11th	6	Master Alfred (3)	1200m	1000m	800m	600m	400m	200m	WP	Average	
		Position in running (margin)	-	9(4.0)	8(6.5)	10(7.4)	10(8.3)	10(6.1)	8(5.1)		5.90
		Sectional time (s)	15.15	11.59	12.27	11.78	10.84	11.34	12.04		
		Cumulative time (s)	85.00	69.85	58.26	45.99	34.22	23.38	12.04	1:25.00	
		Speed (m/s)	13.20	17.26	16.30	16.98	18.45	17.64	16.61	16.47	
		Stride length (m)	5.67	7.64	7.39	7.58	7.85	7.60	7.28	7.21	
		Stride duration (s)	0.427	0.443	0.453	0.446	0.426	0.431	0.438	0.438	
		Stride efficiency (%)	50.19	91.21	85.36	89.78	96.29	90.23	82.71	81.20	
		Stride count	35.29	26.18	27.06	26.39	25.48	26.32	27.49	194.21	

10 m Stride length



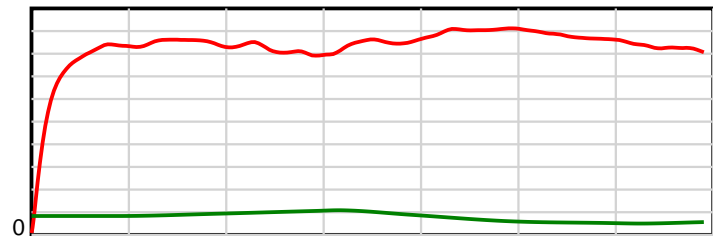
1400 m Finish

0.6 s Stride duration



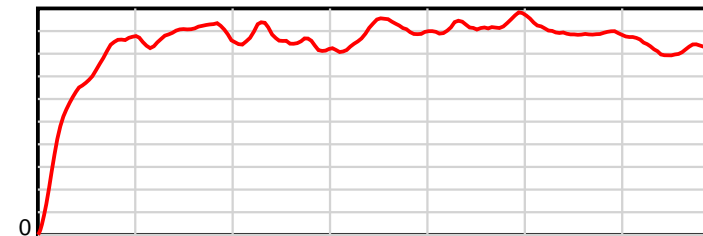
1400 m Finish

20 m/sec Speed



1400 m Finish

100 % Stride efficiency



1400 m Finish

Note: Horizontal distance axis grid lines are 200m furlongs.

Disclaimer.

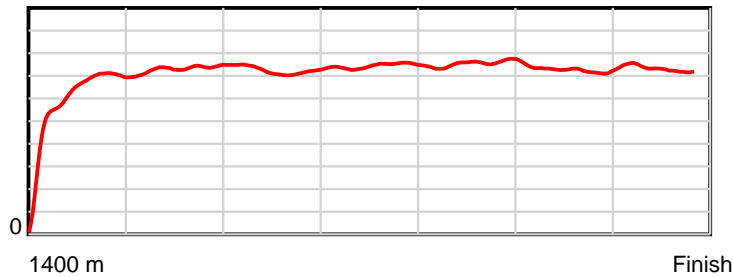
Tasracing Pty Ltd and Thoroughbred Ratings Pty Ltd accepts no responsibility for the completeness or accuracy of any of the information contained herein, and makes no representations about its suitability for any particular purpose. Users should make their own judgements about those matters and/or seek independent advice. You assume all risks associated with use of the data provided on this page.

Race Results

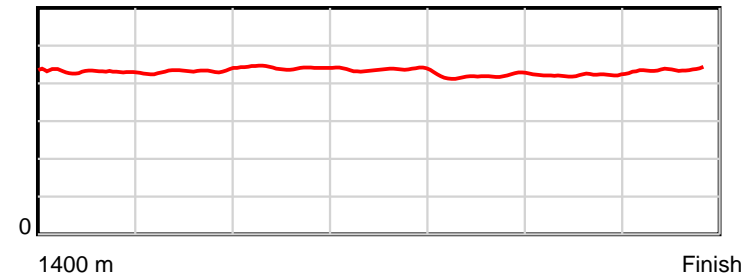
November 05, 2014, Race 2, CL2, Distance 1400m, Mowbray - Offset 0m

Result	TAB no.	Horse (Barrier)	1400 to	1200m to	1000m to	800m to	600m to	400m to	200m to	Total or	Margin
12th	9	Digger's Dame (10)	1200m	1000m	800m	600m	400m	200m	WP	Average	
		Position in running (margin)	-	13(7.1)	13(9.1)	13(9.6)	11(9.3)	12(7.1)	11(6.9)		7.20
		Sectional time (s)	15.72	11.49	12.23	11.55	10.85	11.47	11.94		
		Cumulative time (s)	85.25	69.53	58.03	45.81	34.26	23.42	11.94	1:25.25	
		Speed (m/s)	12.73	17.41	16.35	17.32	18.43	17.44	16.75	16.42	
		Stride length (m)	5.41	7.50	7.21	7.57	7.74	7.35	7.31	7.06	
		Stride duration (s)	0.424	0.431	0.441	0.437	0.420	0.422	0.437	0.430	
		Stride efficiency (%)	45.65	87.91	81.31	89.65	93.61	84.41	83.48	77.97	
		Stride count	37.00	26.66	27.73	26.40	25.84	27.21	27.36	198.20	

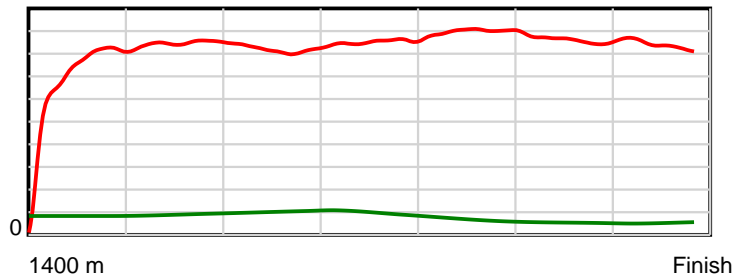
10 m Stride length



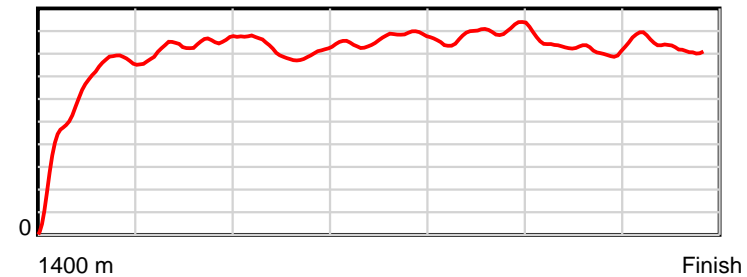
0.6 s Stride duration



20 m/sec Speed



100 % Stride efficiency



Note: Horizontal distance axis grid lines are 200m furlongs.

Disclaimer.

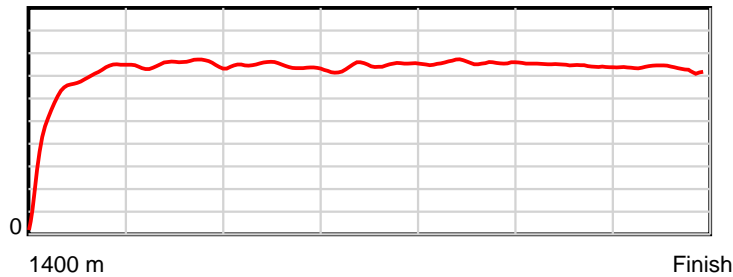
Tasracing Pty Ltd and Thoroughbred Ratings Pty Ltd accepts no responsibility for the completeness or accuracy of any of the information contained herein, and makes no representations about its suitability for any particular purpose. Users should make their own judgements about those matters and/or seek independent advice. You assume all risks associated with use of the data provided on this page.

Race Results

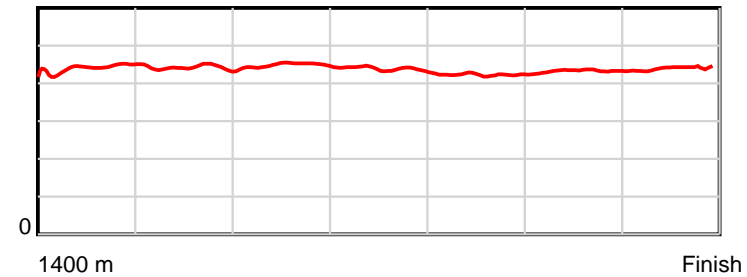
November 05, 2014, Race 2, CL2, Distance 1400m, Mowbray - Offset 0m

Result	TAB no.	Horse (Barrier)	1400 to	1200m to	1000m to	800m to	600m to	400m to	200m to	Total or	Margin
13th	1	Dollar Dan (5)	1200m	1000m	800m	600m	400m	200m	WP	Average	
		Position in running (margin)	-	10(4.8)	10(6.8)	8(6.9)	9(7.6)	9(6.0)	13(7.3)		9.00
		Sectional time (s)	15.45	11.52	12.13	11.73	10.95	11.73	12.07		
		Cumulative time (s)	85.58	70.13	58.60	46.47	34.75	23.80	12.07	1:25.58	
		Speed (m/s)	12.94	17.36	16.49	17.05	18.26	17.05	16.57	16.36	
		Stride length (m)	5.76	7.65	7.39	7.48	7.72	7.37	7.15	7.15	
		Stride duration (s)	0.436	0.441	0.448	0.438	0.423	0.432	0.431	0.437	
		Stride efficiency (%)	51.87	91.45	85.39	87.35	93.25	84.86	79.81	79.98	
		Stride count	34.72	26.14	27.06	26.75	25.89	27.14	27.99	195.69	

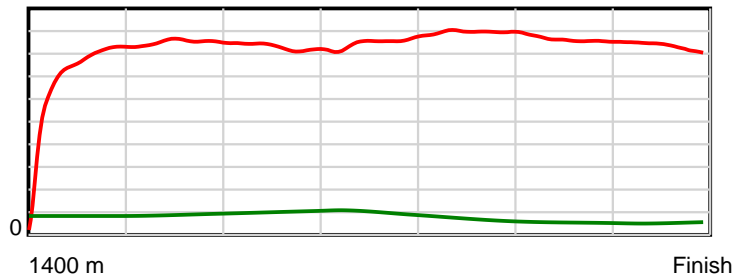
10 m Stride length



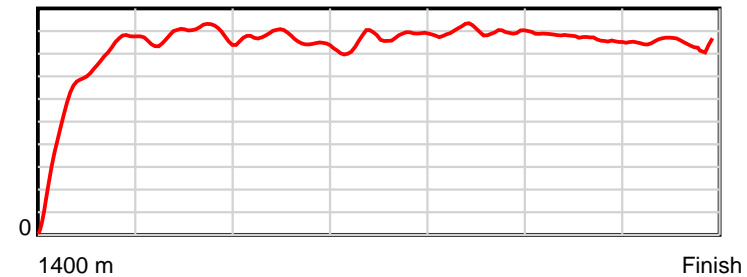
0.6 s Stride duration



20 m/sec Speed



100 % Stride efficiency



Note: Horizontal distance axis grid lines are 200m furlongs.

Disclaimer.

Tasracing Pty Ltd and Thoroughbred Ratings Pty Ltd accepts no responsibility for the completeness or accuracy of any of the information contained herein, and makes no representations about its suitability for any particular purpose. Users should make their own judgements about those matters and/or seek independent advice. You assume all risks associated with use of the data provided on this page.