



Race Results

Tasmanian Turf Club, Launceston, November 05, 2014

Compilation date: November 6, 2014, 1:09:00 PM (EST)

Copyright © 2014 Tasracing Pty Ltd. All rights reserved.

Trademarks.

StrideMASTER is a registered trademark of Thoroughbred Ratings Pty Ltd.

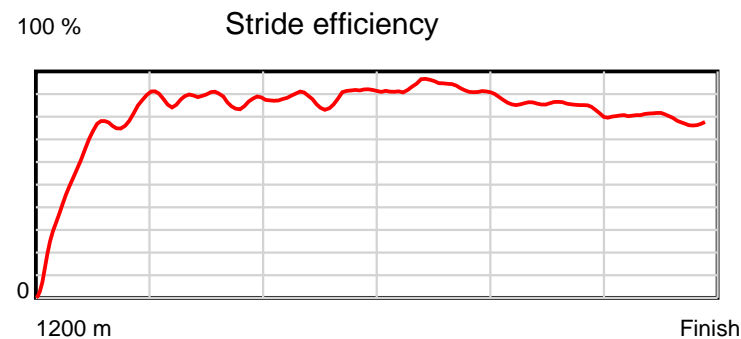
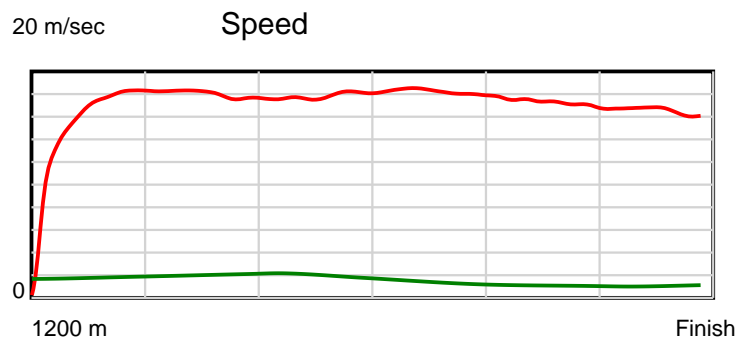
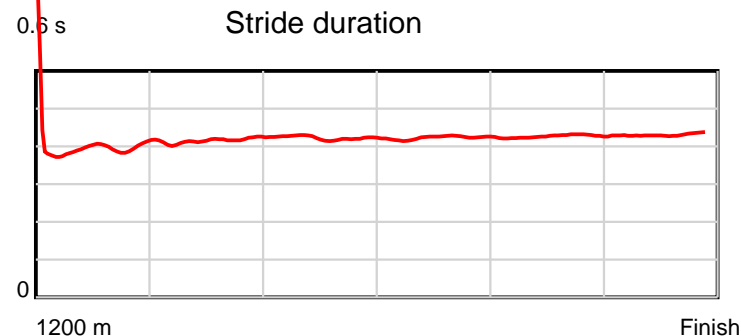
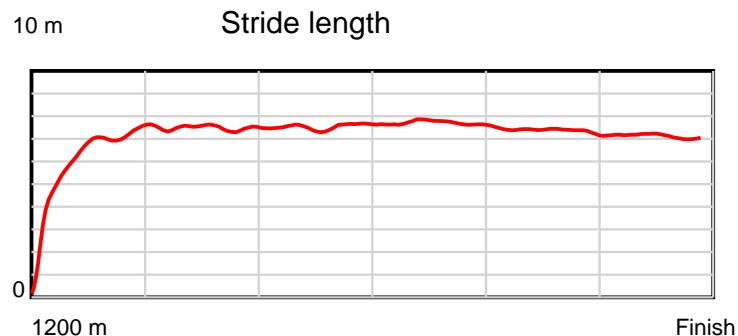
Disclaimer.

Tasracing Pty Ltd and Thoroughbred Ratings Pty Ltd accepts no responsibility for the completeness or accuracy of any of the information contained herein, and makes no representations about its suitability for any particular purpose. Users should make their own judgements about those matters and/or seek independent advice. You assume all risks associated with use of the data provided on this page.

Race Results

November 05, 2014, Race 3, 3Y MDN-SW, Distance 1200m, Mowbray - Offset 0m

Result	TAB no.	Horse (Barrier)	1200 to	1000m to	800m to	600m to	400m to	200m to	Total or	Margin
1st	11	Zigold (10)	1000m	800m	600m	400m	200m	WP	Average	
		Position in running (margin)	-	4(3.3)	2(4.8)	2(2.4)	2(0.6)	1(0.0)		0.00
		Sectional time (s)	13.72	11.13	11.20	10.80	11.48	11.99		
		Cumulative time (s)	70.32	56.60	45.47	34.27	23.47	11.99	1:10.31	
		Speed (m/s)	14.58	17.97	17.86	18.52	17.42	16.68	17.06	
		Stride length (m)	5.96	7.46	7.54	7.83	7.42	7.20	7.18	
		Stride duration (s)	0.409	0.415	0.422	0.423	0.426	0.432	0.421	
		Stride efficiency (%)	55.52	87.01	88.81	95.87	86.06	80.97	80.55	
		Stride count	33.55	26.80	26.53	25.53	26.95	27.78	167.14	



Note: Horizontal distance axis grid lines are 200m furlongs.

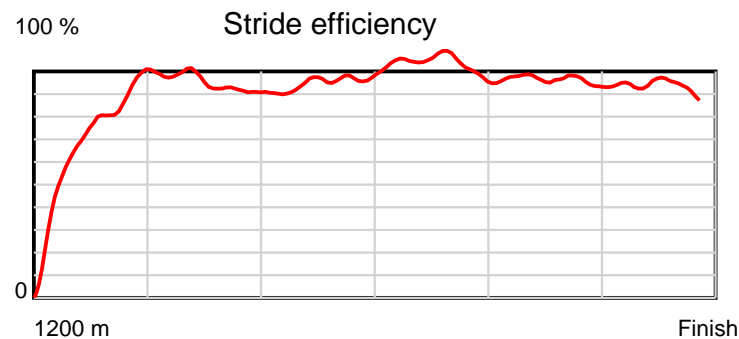
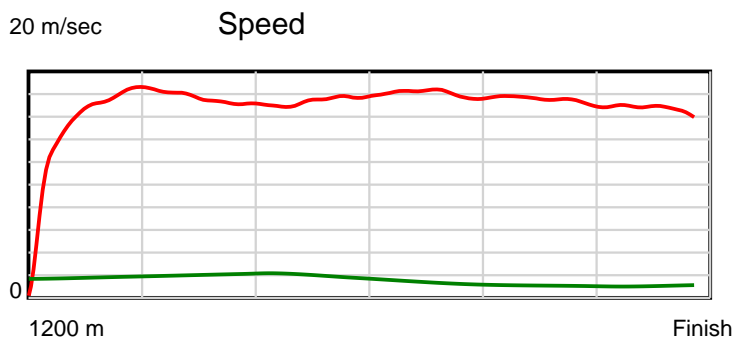
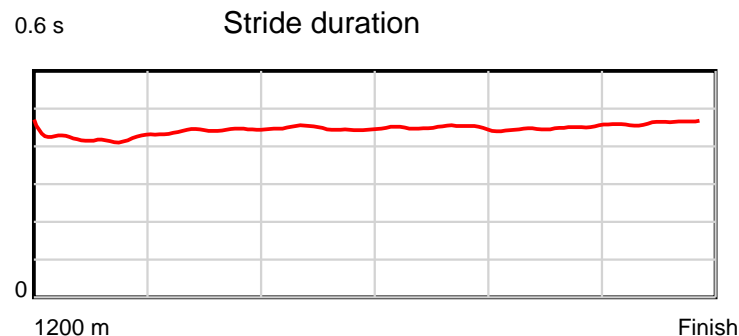
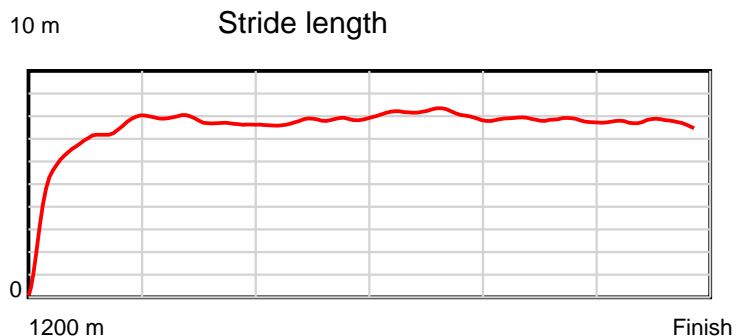
Disclaimer.

Tasracing Pty Ltd and Thoroughbred Ratings Pty Ltd accepts no responsibility for the completeness or accuracy of any of the information contained herein, and makes no representations about its suitability for any particular purpose. Users should make their own judgements about those matters and/or seek independent advice. You assume all risks associated with use of the data provided on this page.

Race Results

November 05, 2014, Race 3, 3Y MDN-SW, Distance 1200m, Mowbray - Offset 0m

Result	TAB no.	Horse (Barrier)	1200 to	1000m to	800m to	600m to	400m to	200m to	Total or	Margin
2nd	9	Tycoon Gypsy (1)	1000m	800m	600m	400m	200m	WP	Average	
		Position in running (margin)	-	9(5.3)	4(6.0)	3(3.9)	3(2.1)	3(1.2)		2.30
		Sectional time (s)	14.06	11.00	11.25	10.80	11.44	12.19		
		Cumulative time (s)	70.73	56.67	45.67	34.42	23.62	12.19	1:10.73	
		Speed (m/s)	14.23	18.18	17.78	18.52	17.48	16.41	16.97	
		Stride length (m)	6.06	8.02	7.96	8.35	7.80	7.59	7.55	
		Stride duration (s)	0.425	0.441	0.448	0.451	0.446	0.462	0.445	
		Stride efficiency (%)	57.33	100.47	98.97	109.05	95.11	90.04	88.99	
		Stride count	33.02	24.94	25.13	23.94	25.64	26.35	159.02	



Note: Horizontal distance axis grid lines are 200m furlongs.

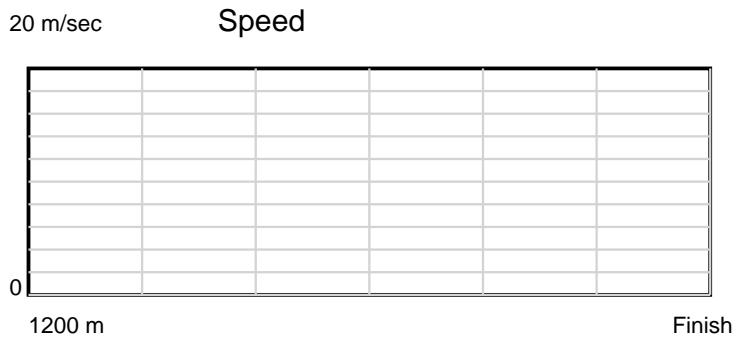
Disclaimer.

Tasracing Pty Ltd and Thoroughbred Ratings Pty Ltd accepts no responsibility for the completeness or accuracy of any of the information contained herein, and makes no representations about its suitability for any particular purpose. Users should make their own judgements about those matters and/or seek independent advice. You assume all risks associated with use of the data provided on this page.

Race Results

November 05, 2014, Race 3, 3Y MDN-SW, Distance 1200m, Mowbray - Offset 0m

Result	TAB no.	Horse (Barrier)	1200 to	1000m to	800m to	600m to	400m to	200m to	Total or	Margin
3rd	7	Magnacash (3)								
		Position in running (margin)								
		Sectional time (s)								
		Cumulative time (s)								
		Speed (m/s)								
		Stride length (m)								
		Stride duration (s)								
		Stride efficiency (%)								
		Stride count								



Note: Horizontal distance axis grid lines are 200m furlongs.

Disclaimer.

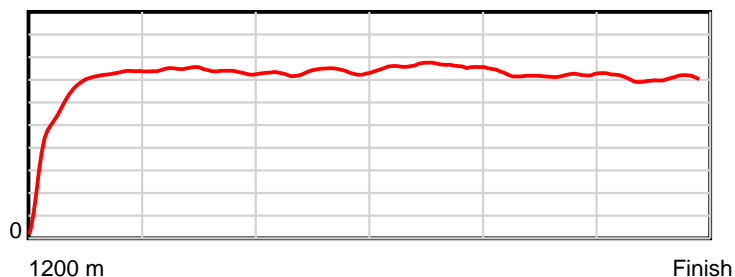
Tasracing Pty Ltd and Thoroughbred Ratings Pty Ltd accepts no responsibility for the completeness or accuracy of any of the information contained herein, and makes no representations about its suitability for any particular purpose. Users should make their own judgements about those matters and/or seek independent advice. You assume all risks associated with use of the data provided on this page.

Race Results

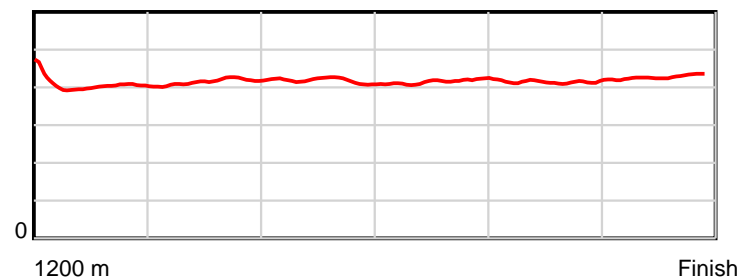
November 05, 2014, Race 3, 3Y MDN-SW, Distance 1200m, Mowbray - Offset 0m

Result	TAB no.	Horse (Barrier)	1200 to	1000m to	800m to	600m to	400m to	200m to	Total or	Margin
4th	10	Udayan (2)	1000m	800m	600m	400m	200m	WP	Average	
		Position in running (margin)	-	6(4.8)	5(6.4)	5(4.8)	4(2.2)	4(3.2)		4.90
		Sectional time (s)	14.24	11.15	11.34	10.65	11.75	12.06		
		Cumulative time (s)	71.19	56.95	45.81	34.47	23.82	12.06	1:11.18	
		Speed (m/s)	14.04	17.94	17.64	18.78	17.02	16.58	16.86	
		Stride length (m)	5.82	7.41	7.38	7.78	7.05	7.09	7.03	
		Stride duration (s)	0.407	0.413	0.418	0.414	0.414	0.427	0.417	
		Stride efficiency (%)	53.00	85.84	85.15	94.51	77.67	78.44	77.20	
		Stride count	34.34	26.98	27.09	25.72	28.37	28.23	170.73	

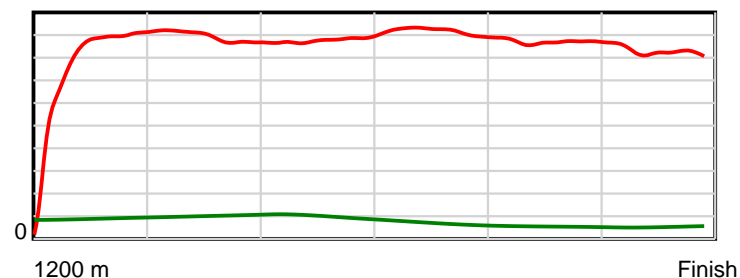
10 m Stride length



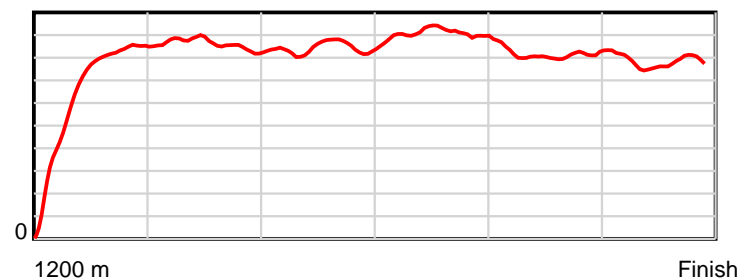
0.6 s Stride duration



20 m/sec Speed



100 % Stride efficiency



Note: Horizontal distance axis grid lines are 200m furlongs.

Disclaimer.

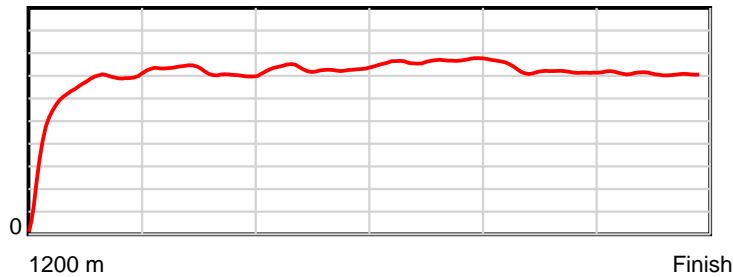
Tasracing Pty Ltd and Thoroughbred Ratings Pty Ltd accepts no responsibility for the completeness or accuracy of any of the information contained herein, and makes no representations about its suitability for any particular purpose. Users should make their own judgements about those matters and/or seek independent advice. You assume all risks associated with use of the data provided on this page.

Race Results

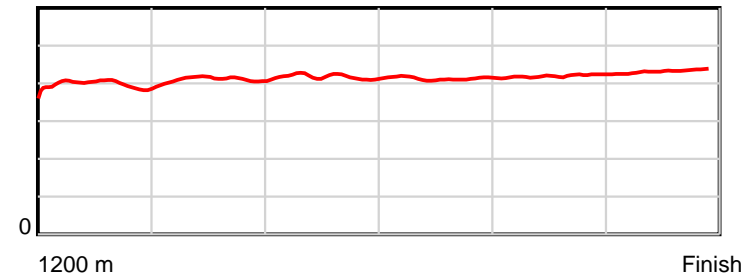
November 05, 2014, Race 3, 3Y MDN-SW, Distance 1200m, Mowbray - Offset 0m

Result	TAB no.	Horse (Barrier)	1200 to	1000m to	800m to	600m to	400m to	200m to	Total or	Margin
5th	8	Phantasmagoria (5)	1000m	800m	600m	400m	200m	WP	Average	
		Position in running (margin)	-	8(5.0)	8(7.7)	6(6.1)	5(3.2)	5(4.6)		6.70
		Sectional time (s)	14.39	11.34	11.34	10.61	11.82	12.03		
		Cumulative time (s)	71.52	57.13	45.79	34.45	23.84	12.03	1:11.51	
		Speed (m/s)	13.90	17.64	17.64	18.85	16.92	16.63	16.78	
		Stride length (m)	5.54	7.23	7.36	7.79	7.09	7.20	6.95	
		Stride duration (s)	0.389	0.410	0.417	0.413	0.419	0.433	0.414	
		Stride efficiency (%)	48.03	81.77	84.68	94.71	78.64	80.95	75.57	
		Stride count	36.07	27.65	27.17	25.69	28.19	27.79	172.56	

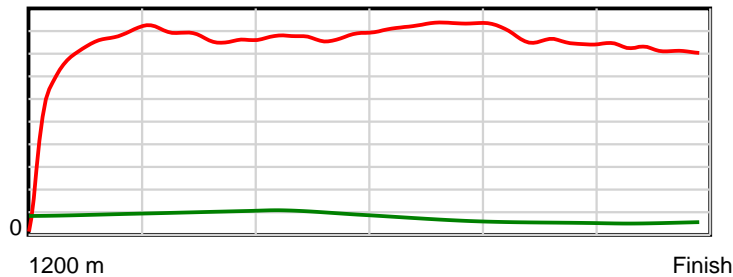
10 m Stride length



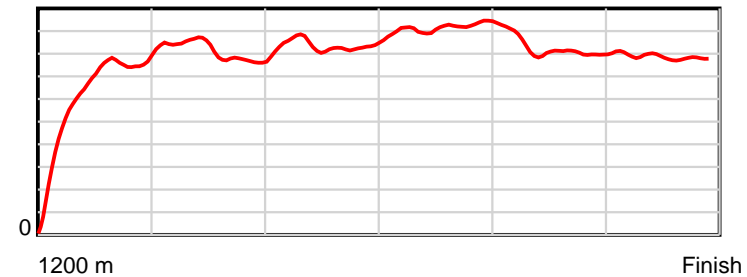
0.6 s Stride duration



20 m/sec Speed



100 % Stride efficiency



Note: Horizontal distance axis grid lines are 200m furlongs.

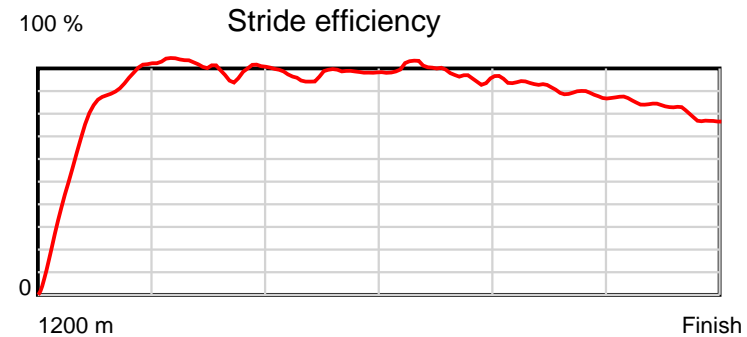
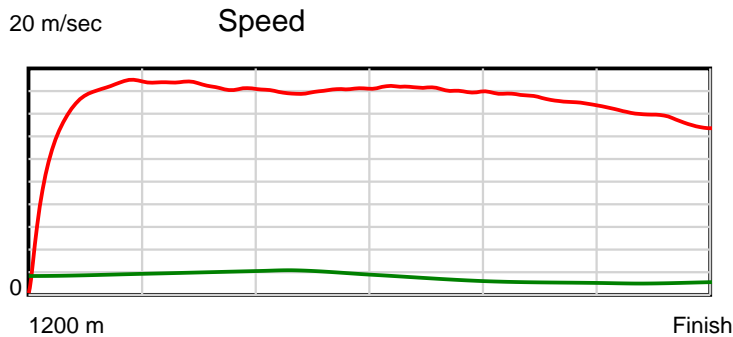
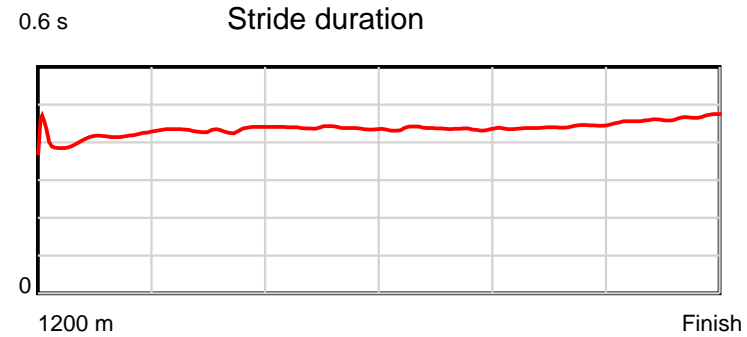
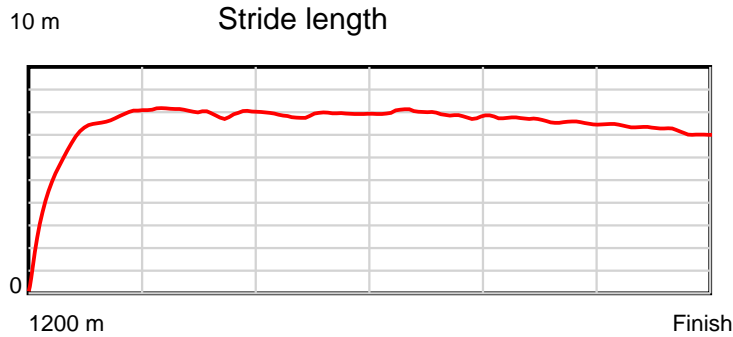
Disclaimer.

Tasracing Pty Ltd and Thoroughbred Ratings Pty Ltd accepts no responsibility for the completeness or accuracy of any of the information contained herein, and makes no representations about its suitability for any particular purpose. Users should make their own judgements about those matters and/or seek independent advice. You assume all risks associated with use of the data provided on this page.

Race Results

November 05, 2014, Race 3, 3Y MDN-SW, Distance 1200m, Mowbray - Offset 0m

Result	TAB no.	Horse (Barrier)	1200 to	1000m to	800m to	600m to	400m to	200m to	Total or	Margin
6th	1	Armarni (9)	1000m	800m	600m	400m	200m	WP	Average	
		Position in running (margin)	-	1(0.0)	1(0.0)	1(0.0)	1(0.0)	2(1.2)		7.10
		Sectional time (s)	13.23	10.88	11.60	11.09	11.78	13.00		
		Cumulative time (s)	71.59	58.36	47.47	35.87	24.78	13.00	1:11.59	
		Speed (m/s)	15.12	18.38	17.24	18.03	16.98	15.38	16.76	
		Stride length (m)	6.21	7.93	7.55	7.85	7.50	7.16	7.32	
		Stride duration (s)	0.410	0.432	0.438	0.435	0.442	0.465	0.437	
		Stride efficiency (%)	60.30	98.37	89.02	96.25	87.85	80.07	83.66	
		Stride count	32.20	25.21	26.50	25.48	26.67	27.94	164.00	



Note: Horizontal distance axis grid lines are 200m furlongs.

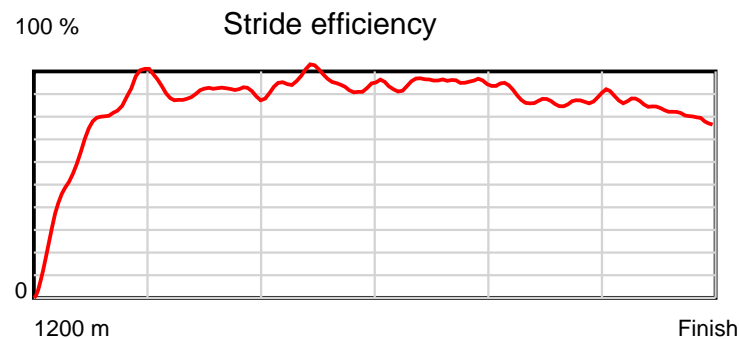
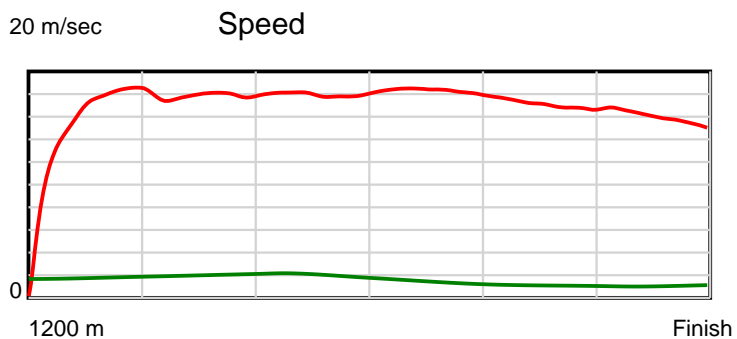
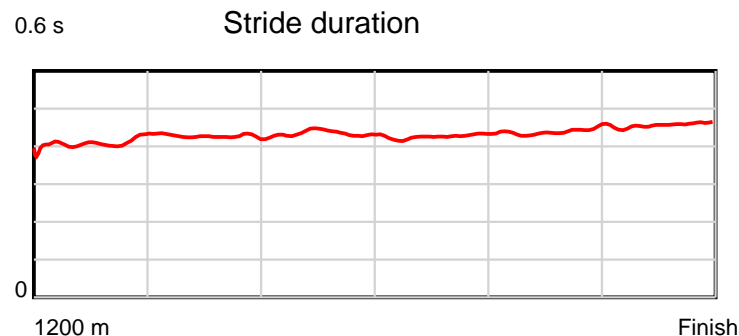
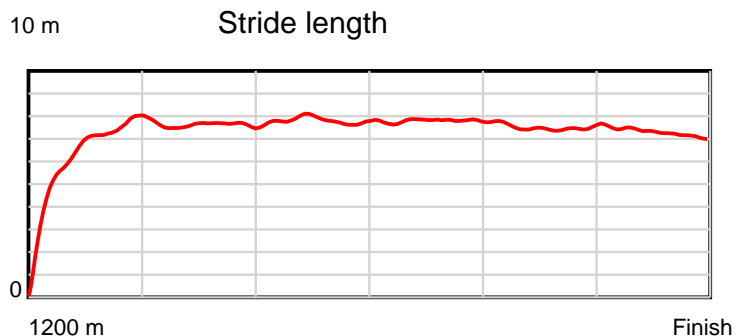
Disclaimer.

Tasracing Pty Ltd and Thoroughbred Ratings Pty Ltd accepts no responsibility for the completeness or accuracy of any of the information contained herein, and makes no representations about its suitability for any particular purpose. Users should make their own judgements about those matters and/or seek independent advice. You assume all risks associated with use of the data provided on this page.

Race Results

November 05, 2014, Race 3, 3Y MDN-SW, Distance 1200m, Mowbray - Offset 0m

Result	TAB no.	Horse (Barrier)	1200 to	1000m to	800m to	600m to	400m to	200m to	Total or	Margin
7th	4	Mount Nevis (4)	1000m	800m	600m	400m	200m	WP	Average	
		Position in running (margin)	-	3(3.0)	3(6.0)	4(4.3)	6(3.6)	6(4.9)		8.10
		Sectional time (s)	13.71	11.39	11.32	10.97	11.80	12.58		
		Cumulative time (s)	71.77	58.06	46.67	35.35	24.39	12.58	1:11.76	
		Speed (m/s)	14.58	17.56	17.67	18.23	16.95	15.90	16.72	
		Stride length (m)	5.77	7.49	7.67	7.77	7.46	7.26	7.16	
		Stride duration (s)	0.402	0.426	0.434	0.426	0.440	0.456	0.428	
		Stride efficiency (%)	52.00	87.59	91.89	94.32	87.03	82.26	80.14	
		Stride count	34.67	26.71	26.08	25.74	26.80	27.57	167.57	



Note: Horizontal distance axis grid lines are 200m furlongs.

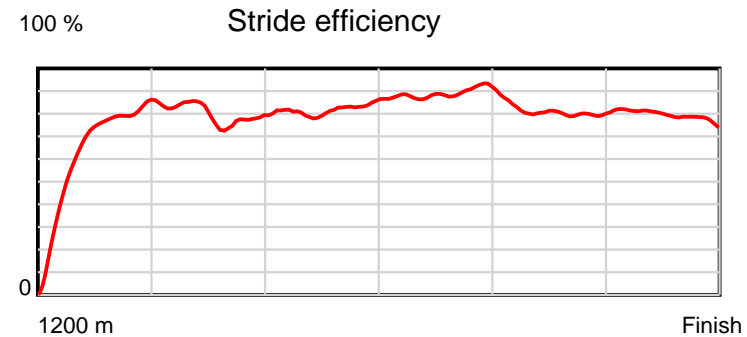
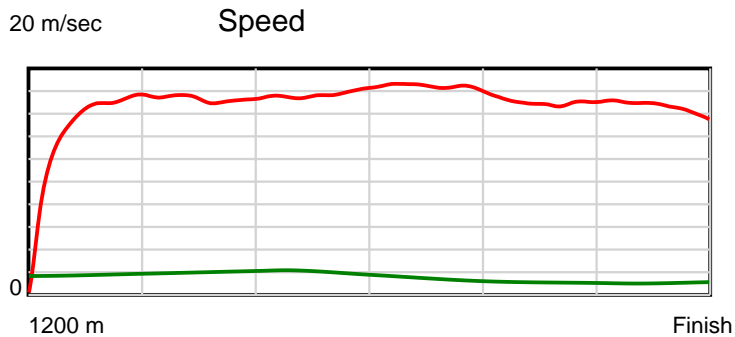
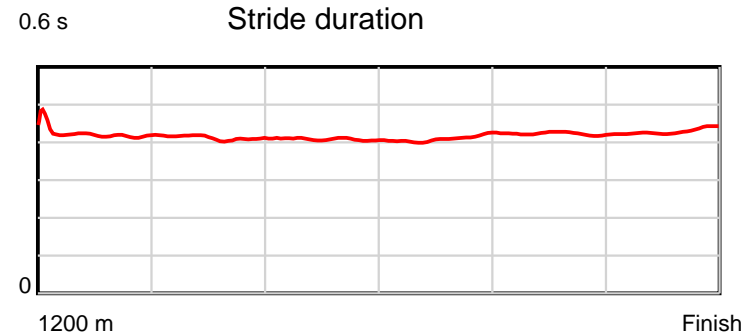
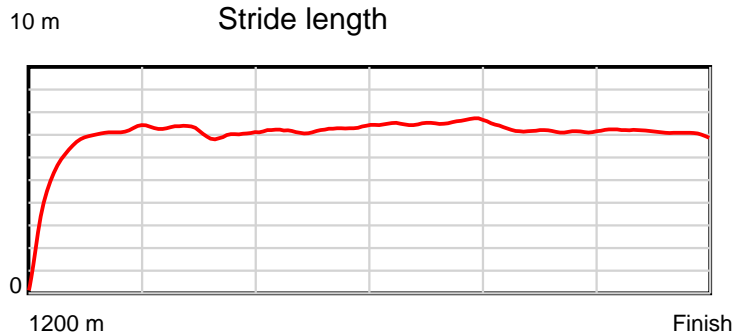
Disclaimer.

Tasracing Pty Ltd and Thoroughbred Ratings Pty Ltd accepts no responsibility for the completeness or accuracy of any of the information contained herein, and makes no representations about its suitability for any particular purpose. Users should make their own judgements about those matters and/or seek independent advice. You assume all risks associated with use of the data provided on this page.

Race Results

November 05, 2014, Race 3, 3Y MDN-SW, Distance 1200m, Mowbray - Offset 0m

Result	TAB no.	Horse (Barrier)	1200 to	1000m to	800m to	600m to	400m to	200m to	Total or	Margin
8th	2	Incumsdacash (6)	1000m	800m	600m	400m	200m	WP	Average	
		Position in running (margin)	-	7(4.8)	9(8.8)	9(8.4)	8(7.0)	8(9.8)		10.40
		Sectional time (s)	14.05	11.55	11.54	10.85	12.06	12.15		
		Cumulative time (s)	72.20	58.15	46.60	35.06	24.21	12.15	1:12.20	
		Speed (m/s)	14.24	17.32	17.33	18.43	16.58	16.46	16.62	
		Stride length (m)	6.12	7.11	7.07	7.55	7.01	7.09	6.97	
		Stride duration (s)	0.427	0.411	0.408	0.410	0.423	0.431	0.419	
		Stride efficiency (%)	58.57	79.05	78.19	89.17	76.87	78.65	75.84	
		Stride count	32.67	28.12	28.27	26.48	28.52	28.19	172.25	



Note: Horizontal distance axis grid lines are 200m furlongs.

Disclaimer.

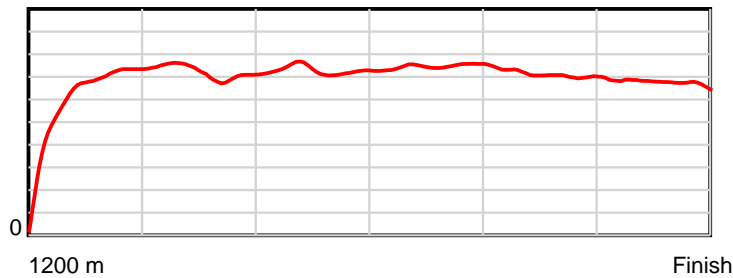
Tasracing Pty Ltd and Thoroughbred Ratings Pty Ltd accepts no responsibility for the completeness or accuracy of any of the information contained herein, and makes no representations about its suitability for any particular purpose. Users should make their own judgements about those matters and/or seek independent advice. You assume all risks associated with use of the data provided on this page.

Race Results

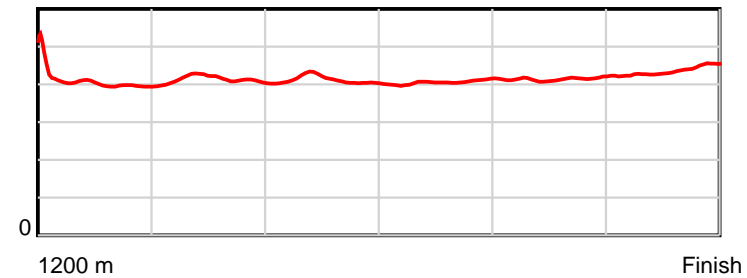
November 05, 2014, Race 3, 3Y MDN-SW, Distance 1200m, Mowbray - Offset 0m

Result	TAB no.	Horse (Barrier)	1200 to	1000m to	800m to	600m to	400m to	200m to	Total or	Margin
9th	6	Dance Thru Fra... (7)	1000m	800m	600m	400m	200m	WP	Average	
		Position in running (margin)	-	2(2.4)	7(7.4)	7(6.7)	7(5.5)	7(6.9)		13.20
		Sectional time (s)	13.76	11.71	11.48	10.89	11.82	13.05		
		Cumulative time (s)	72.72	58.96	47.25	35.76	24.87	13.05	1:12.72	
		Speed (m/s)	14.54	17.08	17.42	18.37	16.92	15.33	16.50	
		Stride length (m)	5.99	7.05	7.16	7.46	7.00	6.71	6.86	
		Stride duration (s)	0.413	0.413	0.411	0.407	0.413	0.438	0.416	
		Stride efficiency (%)	56.06	77.65	80.07	87.04	76.50	70.46	73.59	
		Stride count	33.39	28.37	27.94	26.80	28.59	29.78	174.87	

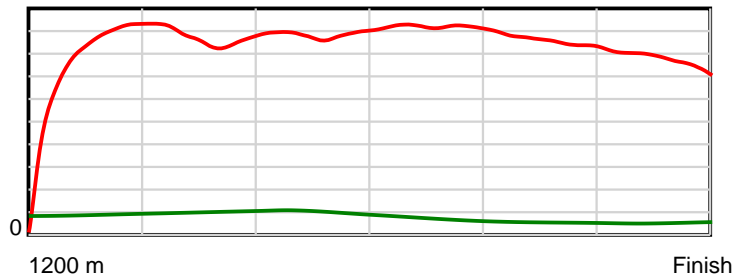
10 m Stride length



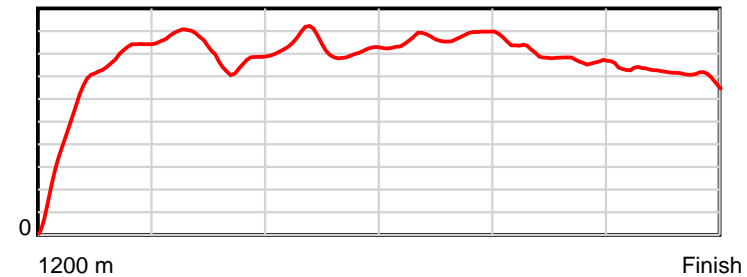
0.6 s Stride duration



20 m/sec Speed



100 % Stride efficiency



Note: Horizontal distance axis grid lines are 200m furlongs.

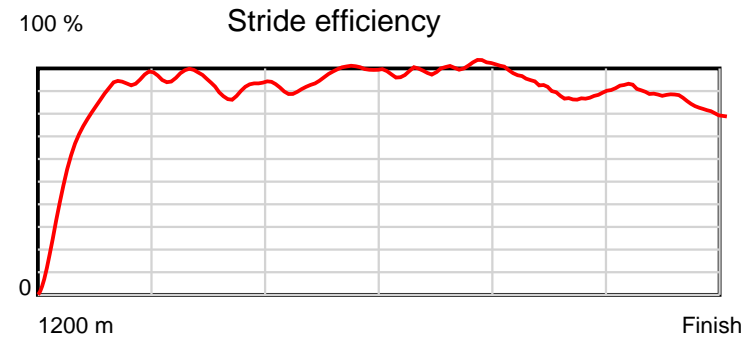
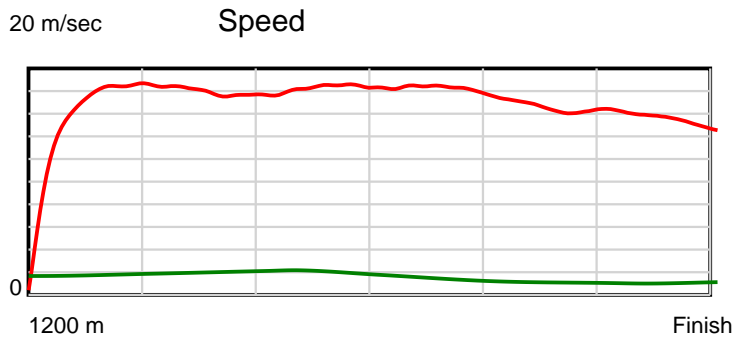
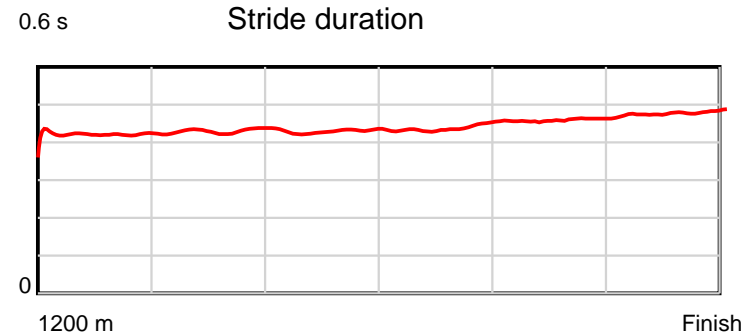
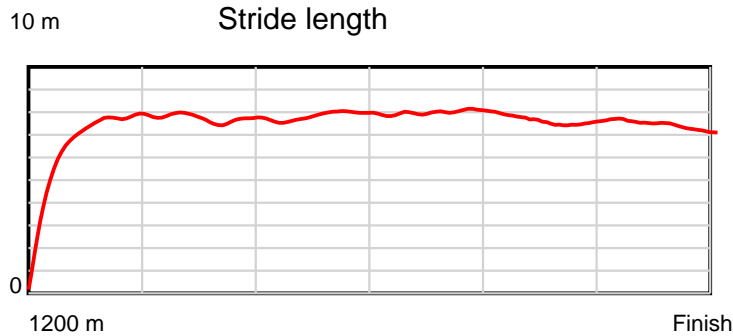
Disclaimer.

Tasracing Pty Ltd and Thoroughbred Ratings Pty Ltd accepts no responsibility for the completeness or accuracy of any of the information contained herein, and makes no representations about its suitability for any particular purpose. Users should make their own judgements about those matters and/or seek independent advice. You assume all risks associated with use of the data provided on this page.

Race Results

November 05, 2014, Race 3, 3Y MDN-SW, Distance 1200m, Mowbray - Offset 0m

Result	TAB no.	Horse (Barrier)	1200 to	1000m to	800m to	600m to	400m to	200m to	Total or	Margin
10th	3	Little Mocha (8)	1000m	800m	600m	400m	200m	WP	Average	
		Position in running (margin)	-	5(4.3)	6(6.7)	8(7.2)	9(8.1)	9(15.1)		22.50
		Sectional time (s)	14.27	11.28	11.69	11.24	12.75	13.28		
		Cumulative time (s)	74.51	60.24	48.96	37.27	26.03	13.28	1:14.51	
		Speed (m/s)	14.01	17.73	17.11	17.79	15.69	15.06	16.10	
		Stride length (m)	5.86	7.62	7.34	7.82	7.21	7.22	7.12	
		Stride duration (s)	0.417	0.429	0.429	0.439	0.460	0.479	0.442	
		Stride efficiency (%)	53.72	90.63	84.30	95.56	81.23	81.38	79.13	
		Stride count	34.11	26.26	27.23	25.58	27.74	27.71	168.63	



Note: Horizontal distance axis grid lines are 200m furlongs.

Disclaimer.

Tasracing Pty Ltd and Thoroughbred Ratings Pty Ltd accepts no responsibility for the completeness or accuracy of any of the information contained herein, and makes no representations about its suitability for any particular purpose. Users should make their own judgements about those matters and/or seek independent advice. You assume all risks associated with use of the data provided on this page.