



Race Results

Tasmanian Turf Club, Launceston, November 05, 2014

Compilation date: November 6, 2014, 1:19:57 PM (EST)

Copyright © 2014 Tasracing Pty Ltd. All rights reserved.

Trademarks.

StrideMASTER is a registered trademark of Thoroughbred Ratings Pty Ltd.

Disclaimer.

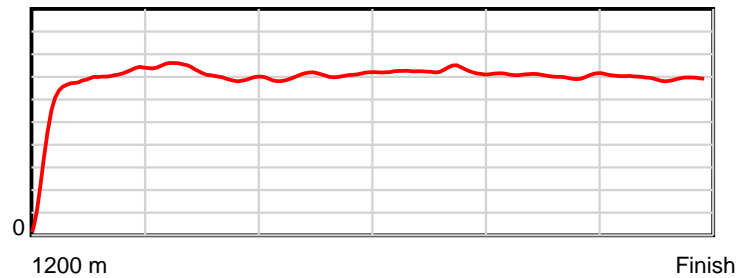
Tasracing Pty Ltd and Thoroughbred Ratings Pty Ltd accepts no responsibility for the completeness or accuracy of any of the information contained herein, and makes no representations about its suitability for any particular purpose. Users should make their own judgements about those matters and/or seek independent advice. You assume all risks associated with use of the data provided on this page.

Race Results

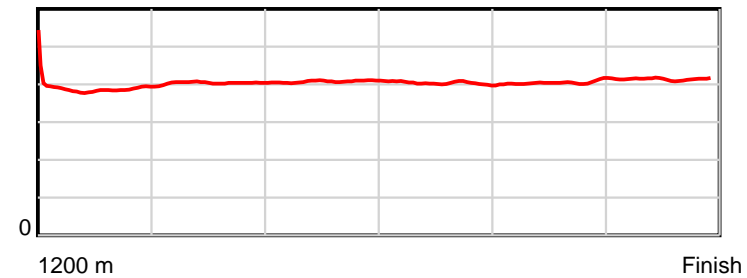
November 05, 2014, Race 4, MDN-SW, Distance 1200m, Mowbray - Offset 0m

Result	TAB no.	Horse (Barrier)	1200 to	1000m to	800m to	600m to	400m to	200m to	Total or	Margin
1st	5	Anpao (6)	1000m	800m	600m	400m	200m	WP	Average	
		Position in running (margin)	-	1(0.0)	1(0.0)	3(1.3)	2(0.2)	1(0.0)		0.00
		Sectional time (s)	13.53	11.19	11.80	10.85	11.52	11.84		
		Cumulative time (s)	70.73	57.20	46.01	34.21	23.36	11.84	1:10.73	
		Speed (m/s)	14.78	17.87	16.95	18.43	17.36	16.89	16.97	
		Stride length (m)	6.00	7.22	6.91	7.43	7.03	6.99	6.90	
		Stride duration (s)	0.406	0.404	0.408	0.403	0.405	0.414	0.407	
		Stride efficiency (%)	56.26	81.36	74.57	86.38	77.28	76.43	74.38	
		Stride count	33.33	27.72	28.95	26.90	28.44	28.60	173.94	

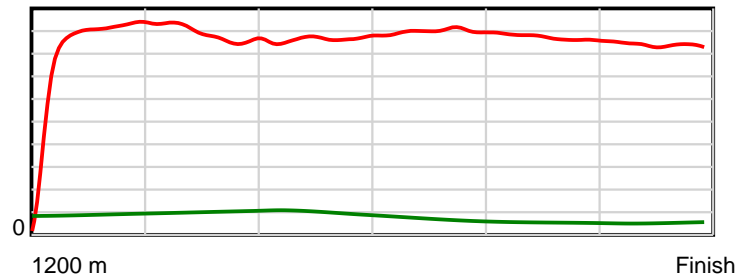
10 m Stride length



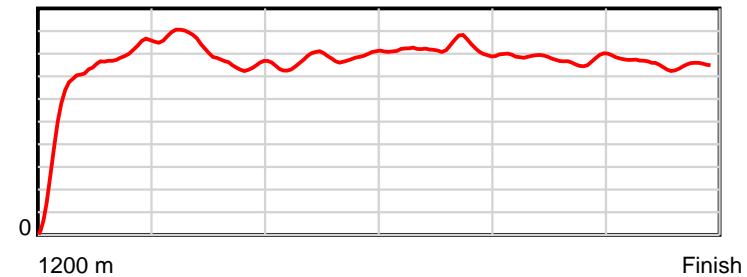
0.6 s Stride duration



20 m/sec Speed



100 % Stride efficiency



Note: Horizontal distance axis grid lines are 200m furlongs.

Disclaimer.

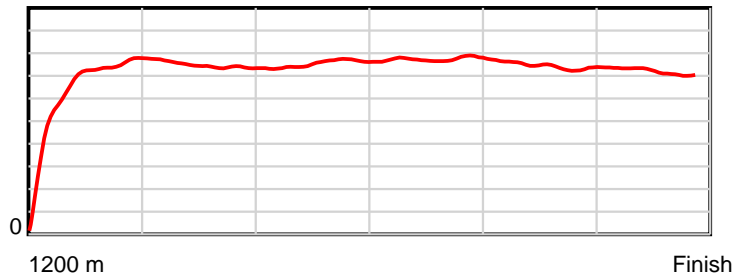
Tasracing Pty Ltd and Thoroughbred Ratings Pty Ltd accepts no responsibility for the completeness or accuracy of any of the information contained herein, and makes no representations about its suitability for any particular purpose. Users should make their own judgements about those matters and/or seek independent advice. You assume all risks associated with use of the data provided on this page.

Race Results

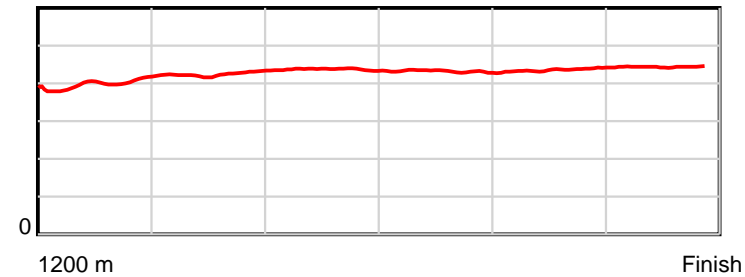
November 05, 2014, Race 4, MDN-SW, Distance 1200m, Mowbray - Offset 0m

Result	TAB no.	Horse (Barrier)	1200 to	1000m to	800m to	600m to	400m to	200m to	Total or	Margin
2nd	6	Ain't the Whis... (5)	1000m	800m	600m	400m	200m	WP	Average	
		Position in running (margin)	-	2(0.8)	3(1.2)	1(0.0)	1(0.0)	2(1.0)		2.50
		Sectional time (s)	13.51	11.26	11.38	11.04	11.72	12.27		
		Cumulative time (s)	71.17	57.66	46.40	35.03	23.99	12.27	1:11.17	
		Speed (m/s)	14.80	17.76	17.57	18.12	17.06	16.30	16.86	
		Stride length (m)	5.69	7.53	7.68	7.84	7.41	7.24	7.15	
		Stride duration (s)	0.389	0.424	0.437	0.433	0.434	0.444	0.424	
		Stride efficiency (%)	50.54	88.63	92.11	95.99	85.77	81.96	79.80	
		Stride count	35.17	26.56	26.05	25.52	27.00	27.62	167.92	

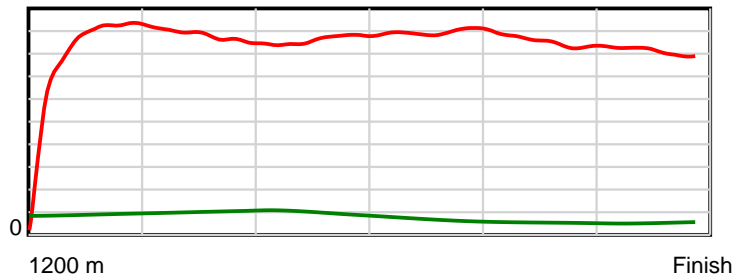
10 m Stride length



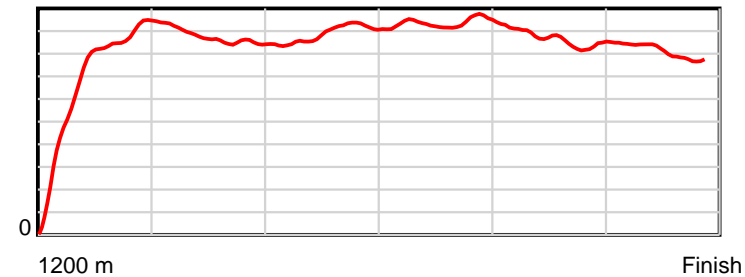
0.6 s Stride duration



20 m/sec Speed



100 % Stride efficiency



Note: Horizontal distance axis grid lines are 200m furlongs.

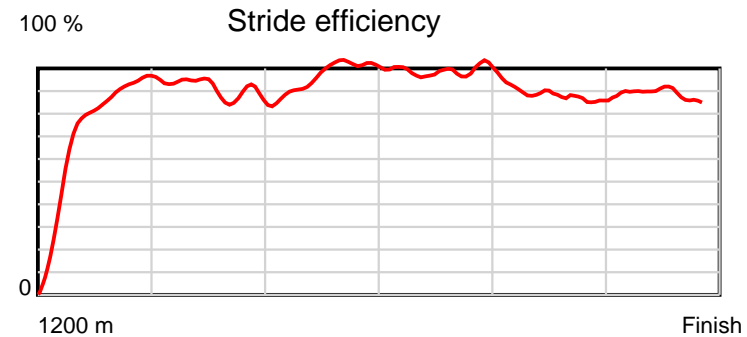
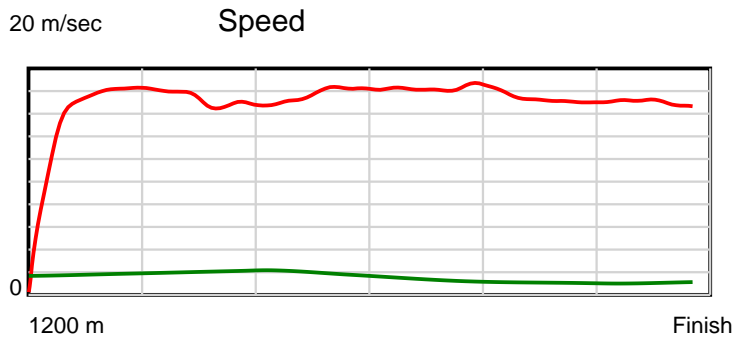
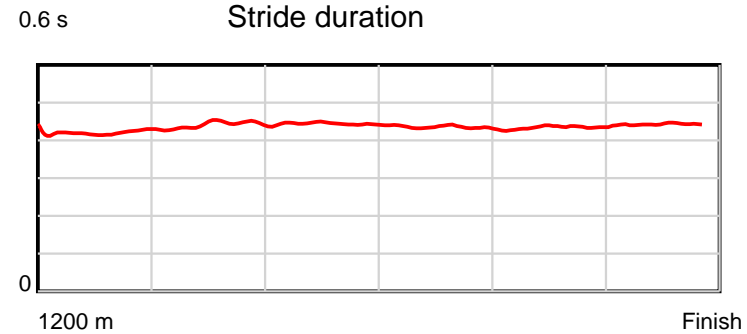
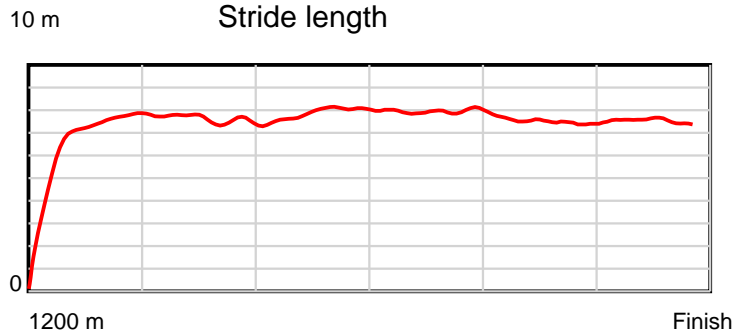
Disclaimer.

Tasracing Pty Ltd and Thoroughbred Ratings Pty Ltd accepts no responsibility for the completeness or accuracy of any of the information contained herein, and makes no representations about its suitability for any particular purpose. Users should make their own judgements about those matters and/or seek independent advice. You assume all risks associated with use of the data provided on this page.

Race Results

November 05, 2014, Race 4, MDN-SW, Distance 1200m, Mowbray - Offset 0m

Result	TAB no.	Horse (Barrier)	1200 to	1000m to	800m to	600m to	400m to	200m to	Total or	Margin
3rd	8	Rock Away (3)	1000m	800m	600m	400m	200m	WP	Average	
		Position in running (margin)	-	7(3.9)	7(4.4)	6(3.4)	5(2.0)	5(3.9)		2.70
		Sectional time (s)	14.27	11.27	11.41	10.80	11.86	11.60		
		Cumulative time (s)	71.21	56.94	45.67	34.26	23.46	11.60	1:11.20	
		Speed (m/s)	14.01	17.75	17.53	18.52	16.86	17.24	16.85	
		Stride length (m)	5.81	7.81	7.77	8.07	7.31	7.59	7.31	
		Stride duration (s)	0.415	0.440	0.443	0.436	0.434	0.440	0.434	
		Stride efficiency (%)	52.77	95.40	94.30	101.81	83.52	90.01	83.40	
		Stride count	34.42	25.60	25.75	24.78	27.36	26.35	164.26	



Note: Horizontal distance axis grid lines are 200m furlongs.

Disclaimer.

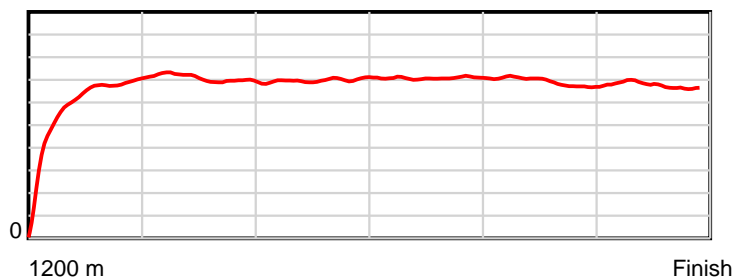
Tasracing Pty Ltd and Thoroughbred Ratings Pty Ltd accepts no responsibility for the completeness or accuracy of any of the information contained herein, and makes no representations about its suitability for any particular purpose. Users should make their own judgements about those matters and/or seek independent advice. You assume all risks associated with use of the data provided on this page.

Race Results

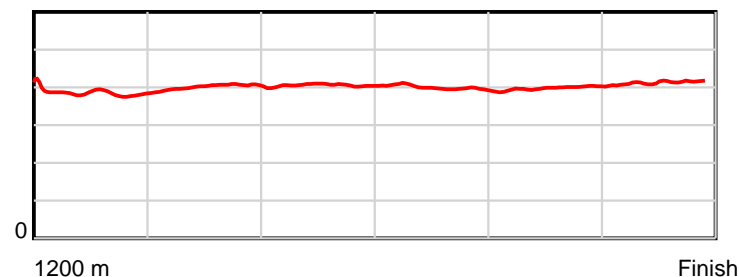
November 05, 2014, Race 4, MDN-SW, Distance 1200m, Mowbray - Offset 0m

Result	TAB no.	Horse (Barrier)	1200 to	1000m to	800m to	600m to	400m to	200m to	Total or	Margin
4th	7	All Bar Madiso... (4)	1000m	800m	600m	400m	200m	WP	Average	
		Position in running (margin)	-	4(2.0)	4(2.2)	5(2.7)	6(2.5)	4(3.4)		2.90
		Sectional time (s)	13.59	11.22	11.66	11.01	11.69	12.08		
		Cumulative time (s)	71.25	57.66	46.44	34.78	23.77	12.08	1:11.25	
		Speed (m/s)	14.72	17.83	17.15	18.17	17.11	16.56	16.84	
		Stride length (m)	5.61	7.16	6.94	7.27	6.78	6.80	6.71	
		Stride duration (s)	0.390	0.401	0.405	0.400	0.397	0.410	0.398	
		Stride efficiency (%)	49.18	80.04	75.16	82.49	71.90	72.22	70.33	
		Stride count	35.65	27.95	28.84	27.53	29.48	29.42	178.87	

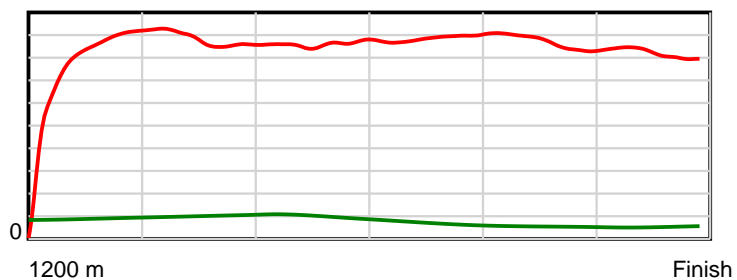
10 m Stride length



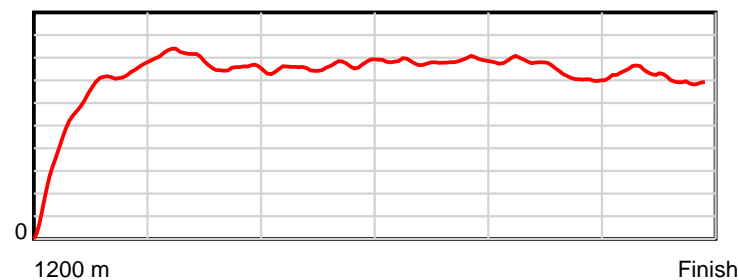
0.6 s Stride duration



20 m/sec Speed



100 % Stride efficiency



Note: Horizontal distance axis grid lines are 200m furlongs.

Disclaimer.

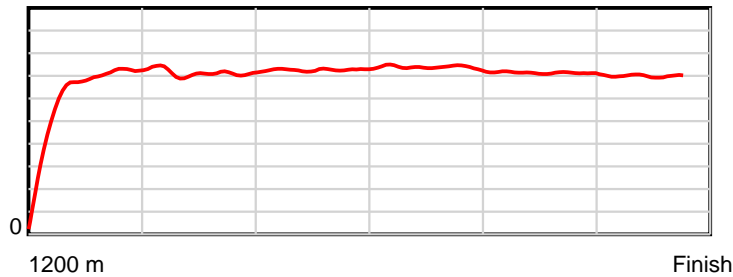
Tasracing Pty Ltd and Thoroughbred Ratings Pty Ltd accepts no responsibility for the completeness or accuracy of any of the information contained herein, and makes no representations about its suitability for any particular purpose. Users should make their own judgements about those matters and/or seek independent advice. You assume all risks associated with use of the data provided on this page.

Race Results

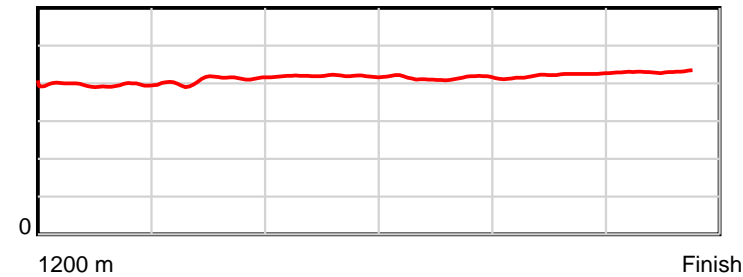
November 05, 2014, Race 4, MDN-SW, Distance 1200m, Mowbray - Offset 0m

Result	TAB no.	Horse (Barrier)	1200 to	1000m to	800m to	600m to	400m to	200m to	Total or	Margin
5th	4	Another Charle... (2)	1000m	800m	600m	400m	200m	WP	Average	
		Position in running (margin)	-	5(2.8)	2(0.9)	4(1.4)	3(1.5)	3(2.4)		4.20
		Sectional time (s)	13.95	10.88	11.67	11.05	11.70	12.24		
		Cumulative time (s)	71.48	57.53	46.65	34.99	23.94	12.24	1:11.48	
		Speed (m/s)	14.34	18.38	17.14	18.10	17.09	16.34	16.79	
		Stride length (m)	5.59	7.45	7.18	7.50	7.17	7.02	6.92	
		Stride duration (s)	0.395	0.405	0.419	0.414	0.420	0.430	0.412	
		Stride efficiency (%)	48.90	86.85	80.61	88.00	80.42	77.05	74.80	
		Stride count	35.75	26.83	27.85	26.65	27.88	28.48	173.44	

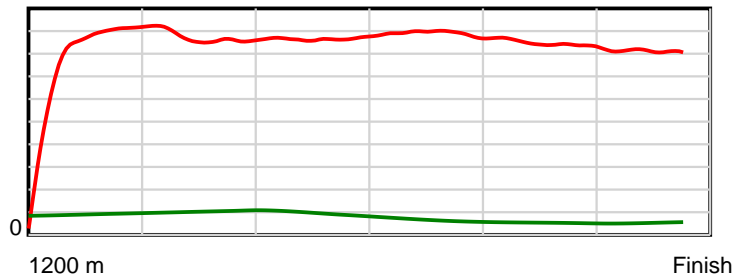
10 m Stride length



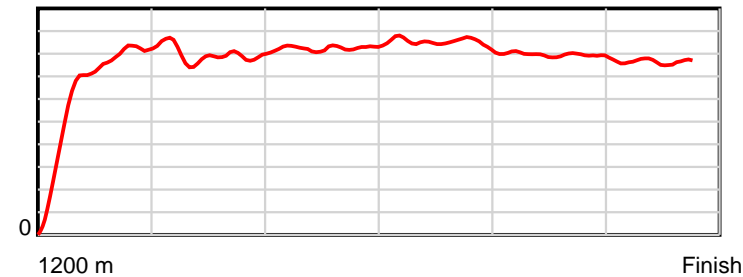
0.6 s Stride duration



20 m/sec Speed



100 % Stride efficiency



Note: Horizontal distance axis grid lines are 200m furlongs.

Disclaimer.

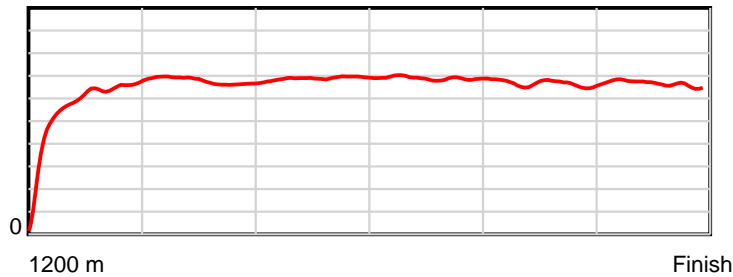
Tasracing Pty Ltd and Thoroughbred Ratings Pty Ltd accepts no responsibility for the completeness or accuracy of any of the information contained herein, and makes no representations about its suitability for any particular purpose. Users should make their own judgements about those matters and/or seek independent advice. You assume all risks associated with use of the data provided on this page.

Race Results

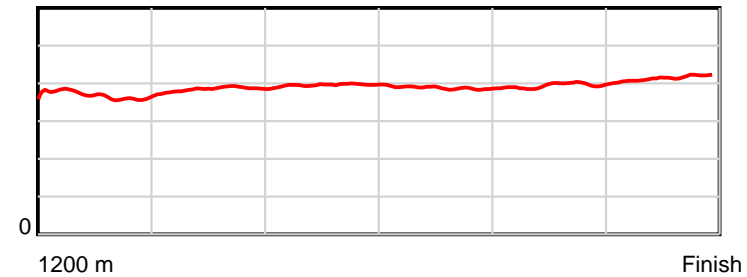
November 05, 2014, Race 4, MDN-SW, Distance 1200m, Mowbray - Offset 0m

Result	TAB no.	Horse (Barrier)	1200 to	1000m to	800m to	600m to	400m to	200m to	Total or	Margin
6th	2	Sultan or King (7)	1000m	800m	600m	400m	200m	WP	Average	
		Position in running (margin)	-	3(1.2)	5(2.9)	2(1.3)	4(1.9)	6(4.5)		8.00
		Sectional time (s)	13.82	11.47	11.31	11.14	11.98	12.44		
		Cumulative time (s)	72.17	58.35	46.88	35.57	24.42	12.44	1:12.17	
		Speed (m/s)	14.47	17.44	17.68	17.95	16.69	16.08	16.63	
		Stride length (m)	5.34	6.70	6.99	6.96	6.57	6.65	6.48	
		Stride duration (s)	0.367	0.384	0.395	0.388	0.394	0.414	0.390	
		Stride efficiency (%)	44.61	70.11	76.40	75.81	67.44	69.13	65.66	
		Stride count	37.43	29.86	28.60	28.72	30.44	30.07	185.12	

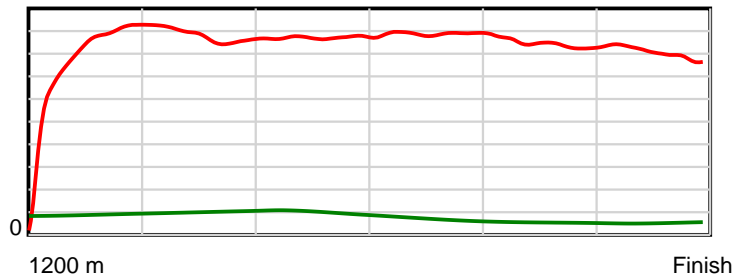
10 m Stride length



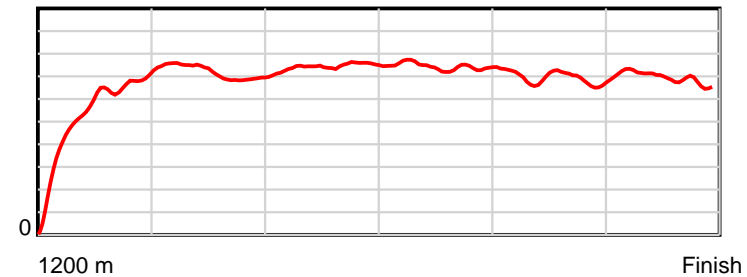
0.6 s Stride duration



20 m/sec Speed



100 % Stride efficiency



Note: Horizontal distance axis grid lines are 200m furlongs.

Disclaimer.

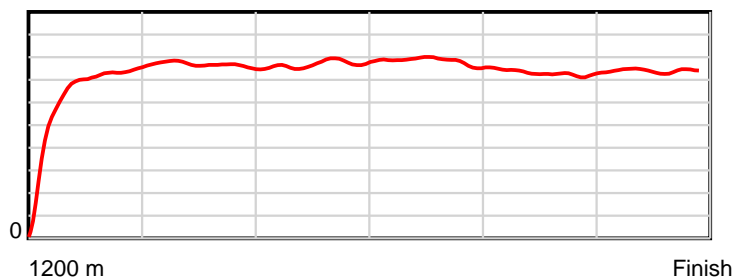
Tasracing Pty Ltd and Thoroughbred Ratings Pty Ltd accepts no responsibility for the completeness or accuracy of any of the information contained herein, and makes no representations about its suitability for any particular purpose. Users should make their own judgements about those matters and/or seek independent advice. You assume all risks associated with use of the data provided on this page.

Race Results

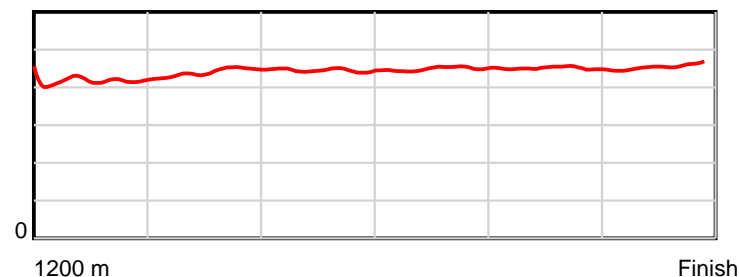
November 05, 2014, Race 4, MDN-SW, Distance 1200m, Mowbray - Offset 0m

Result	TAB no.	Horse (Barrier)	1200 to	1000m to	800m to	600m to	400m to	200m to	Total or	Margin
7th	1	Give Me a Tip (1)	1000m	800m	600m	400m	200m	WP	Average	
		Position in running (margin)	-	6(3.7)	6(4.0)	7(4.1)	7(5.8)	7(10.1)		12.00
		Sectional time (s)	14.14	11.24	11.59	11.33	12.27	12.35		
		Cumulative time (s)	72.92	58.78	47.54	35.95	24.62	12.35	1:12.92	
		Speed (m/s)	14.15	17.79	17.26	17.65	16.30	16.19	16.46	
		Stride length (m)	5.93	7.83	7.68	7.91	7.35	7.39	7.28	
		Stride duration (s)	0.418	0.440	0.445	0.448	0.451	0.456	0.442	
		Stride efficiency (%)	54.86	95.87	92.10	97.80	84.51	85.33	82.77	
		Stride count	33.75	25.53	26.05	25.28	27.20	27.07	164.88	

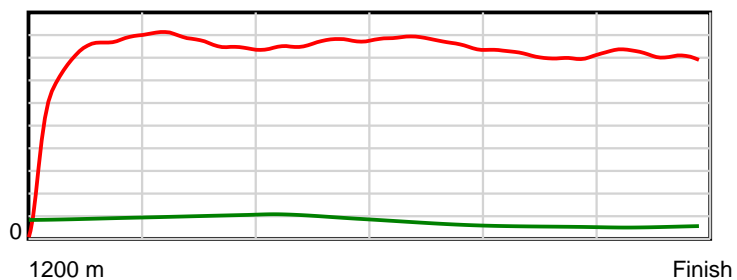
10 m Stride length



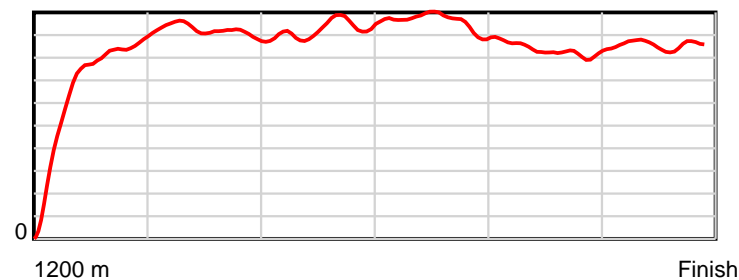
0.6 s Stride duration



20 m/sec Speed



100 % Stride efficiency



Note: Horizontal distance axis grid lines are 200m furlongs.

Disclaimer.

Tasracing Pty Ltd and Thoroughbred Ratings Pty Ltd accepts no responsibility for the completeness or accuracy of any of the information contained herein, and makes no representations about its suitability for any particular purpose. Users should make their own judgements about those matters and/or seek independent advice. You assume all risks associated with use of the data provided on this page.