



Race Results

Tasmanian Turf Club, Launceston, November 05, 2014

Compilation date: November 6, 2014, 1:21:10 PM (EST)

Copyright © 2014 Tasracing Pty Ltd. All rights reserved.

Trademarks.

StrideMASTER is a registered trademark of Thoroughbred Ratings Pty Ltd.

Disclaimer.

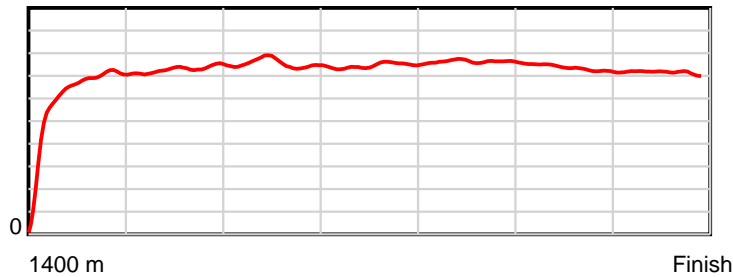
Tasracing Pty Ltd and Thoroughbred Ratings Pty Ltd accepts no responsibility for the completeness or accuracy of any of the information contained herein, and makes no representations about its suitability for any particular purpose. Users should make their own judgements about those matters and/or seek independent advice. You assume all risks associated with use of the data provided on this page.

Race Results

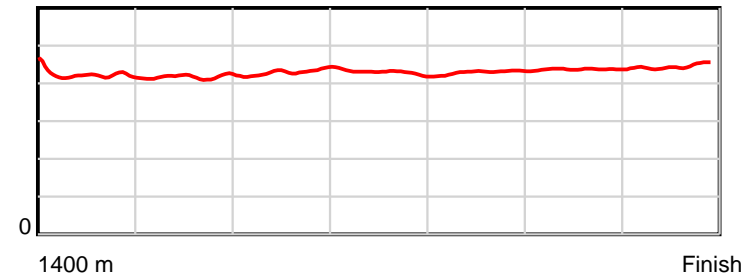
November 05, 2014, Race 5, MDN-SW, Distance 1400m, Mowbray - Offset 0m

Result	TAB no.	Horse (Barrier)	1400 to	1200m to	1000m to	800m to	600m to	400m to	200m to	Total or	Margin
1st	3	Our Mummy's Bo... (8)	1200m	1000m	800m	600m	400m	200m	WP	Average	
		Position in running (margin)	-	8(6.0)	7(6.4)	6(4.6)	6(4.2)	5(1.6)	3(2.1)		0.00
		Sectional time (s)	15.24	10.99	11.36	11.84	11.14	12.12	12.28		
		Cumulative time (s)	84.96	69.72	58.73	47.37	35.54	24.40	12.28	1:24.95	
		Speed (m/s)	13.12	18.20	17.61	16.89	17.95	16.50	16.29	16.48	
		Stride length (m)	5.57	7.59	7.54	7.27	7.70	7.21	7.24	7.08	
		Stride duration (s)	0.424	0.417	0.428	0.431	0.429	0.437	0.445	0.430	
		Stride efficiency (%)	48.40	90.00	88.78	82.68	92.59	81.23	81.91	78.39	
		Stride count	35.94	26.35	26.53	27.50	25.98	27.74	27.62	197.66	

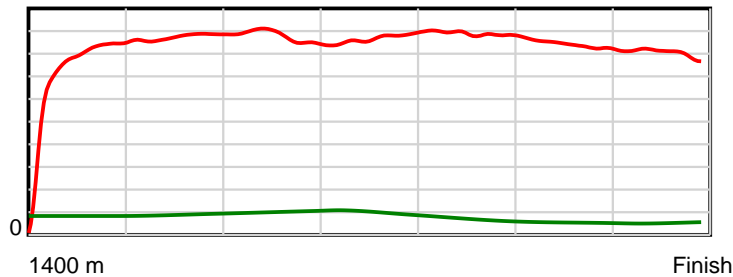
10 m Stride length



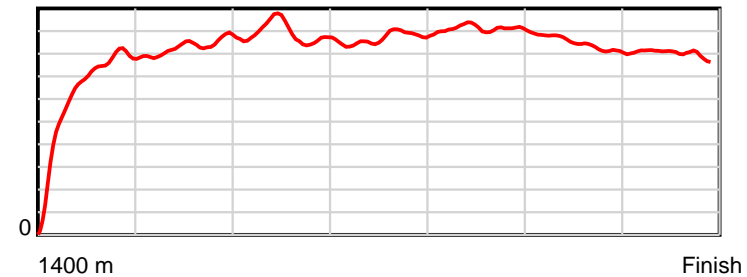
0.6 s Stride duration



20 m/sec Speed



100 % Stride efficiency



Note: Horizontal distance axis grid lines are 200m furlongs.

Disclaimer.

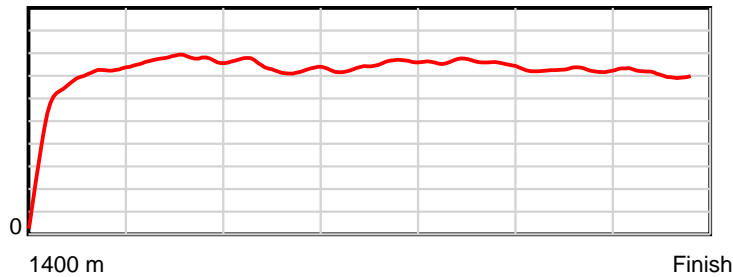
Tasracing Pty Ltd and Thoroughbred Ratings Pty Ltd accepts no responsibility for the completeness or accuracy of any of the information contained herein, and makes no representations about its suitability for any particular purpose. Users should make their own judgements about those matters and/or seek independent advice. You assume all risks associated with use of the data provided on this page.

Race Results

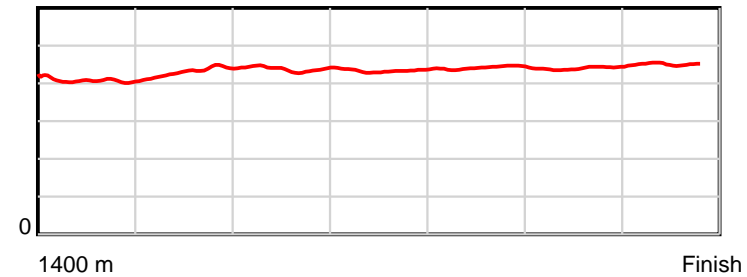
November 05, 2014, Race 5, MDN-SW, Distance 1400m, Mowbray - Offset 0m

Result	TAB no.	Horse (Barrier)	1400 to	1200m to	1000m to	800m to	600m to	400m to	200m to	Total or	Margin
2nd	1	Flying Stevie (9)	1200m	1000m	800m	600m	400m	200m	WP	Average	
		Position in running (margin)	-	4(1.9)	2(0.3)	3(1.1)	3(1.1)	1(0.0)	1(0.0)		0.30
		Sectional time (s)	14.60	10.65	11.81	11.90	11.39	12.04	12.62		
		Cumulative time (s)	85.01	70.41	59.75	47.95	36.05	24.66	12.62	1:25.01	
		Speed (m/s)	13.69	18.78	16.93	16.81	17.56	16.61	15.85	16.47	
		Stride length (m)	5.60	8.02	7.42	7.30	7.73	7.31	7.11	7.13	
		Stride duration (s)	0.411	0.427	0.438	0.434	0.440	0.440	0.449	0.433	
		Stride efficiency (%)	48.99	100.59	85.93	83.34	93.27	83.52	79.08	79.43	
		Stride count	35.72	24.93	26.97	27.39	25.89	27.36	28.11	196.37	

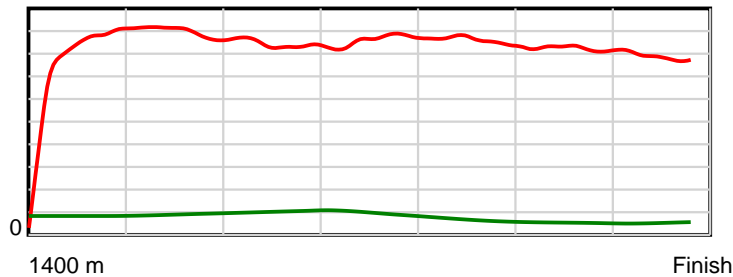
10 m Stride length



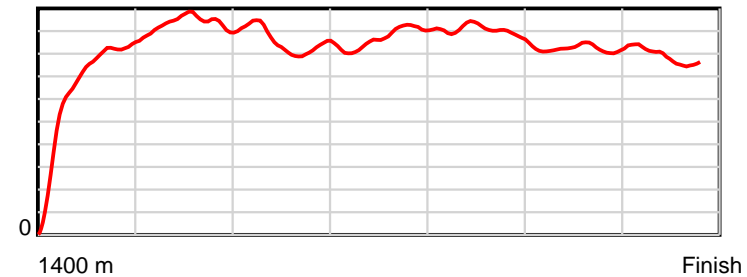
0.6 s Stride duration



20 m/sec Speed



100 % Stride efficiency



Note: Horizontal distance axis grid lines are 200m furlongs.

Disclaimer.

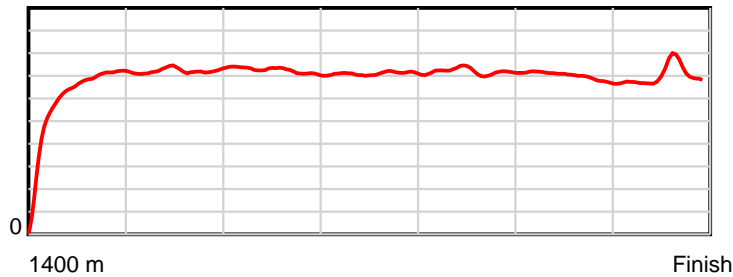
Tasracing Pty Ltd and Thoroughbred Ratings Pty Ltd accepts no responsibility for the completeness or accuracy of any of the information contained herein, and makes no representations about its suitability for any particular purpose. Users should make their own judgements about those matters and/or seek independent advice. You assume all risks associated with use of the data provided on this page.

Race Results

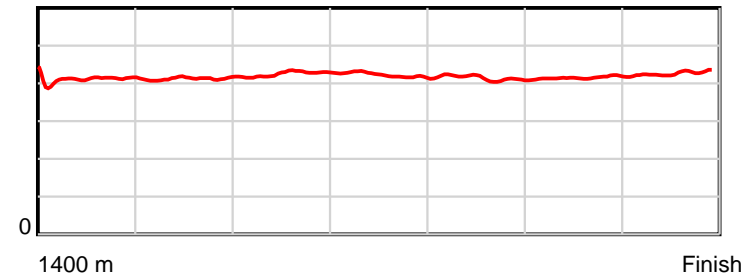
November 05, 2014, Race 5, MDN-SW, Distance 1400m, Mowbray - Offset 0m

Result	TAB no.	Horse (Barrier)	1400 to	1200m to	1000m to	800m to	600m to	400m to	200m to	Total or	Margin
3rd	5	Don't Tell Kay... (5)	1200m	1000m	800m	600m	400m	200m	WP	Average	
		Position in running (margin)	-	3(1.7)	4(1.6)	4(1.6)	5(2.6)	2(1.1)	2(0.8)		1.80
		Sectional time (s)	14.85	10.91	11.66	12.08	11.33	11.99	12.49		
		Cumulative time (s)	85.29	70.44	59.53	47.88	35.80	24.47	12.49	1:25.29	
		Speed (m/s)	13.47	18.33	17.15	16.56	17.65	16.68	16.01	16.41	
		Stride length (m)	5.72	7.54	7.28	7.00	7.32	6.91	6.83	6.89	
		Stride duration (s)	0.414	0.411	0.424	0.422	0.414	0.414	0.427	0.420	
		Stride efficiency (%)	51.08	88.95	82.82	76.48	83.65	74.66	72.92	74.25	
		Stride count	34.98	26.51	27.47	28.59	27.34	28.93	29.28	203.10	

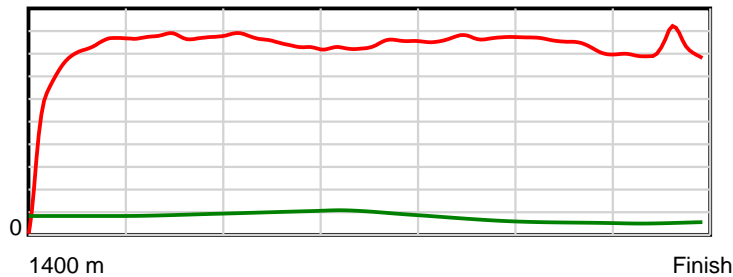
10 m Stride length



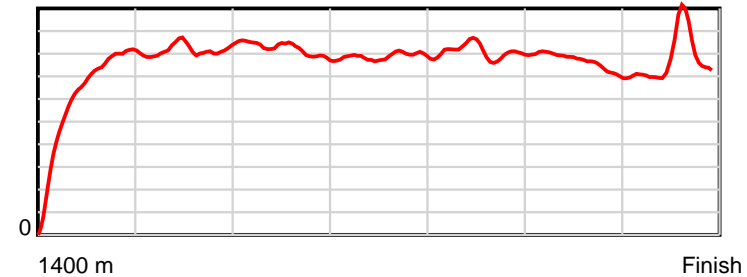
0.6 s Stride duration



20 m/sec Speed



100 % Stride efficiency



Note: Horizontal distance axis grid lines are 200m furlongs.

Disclaimer.

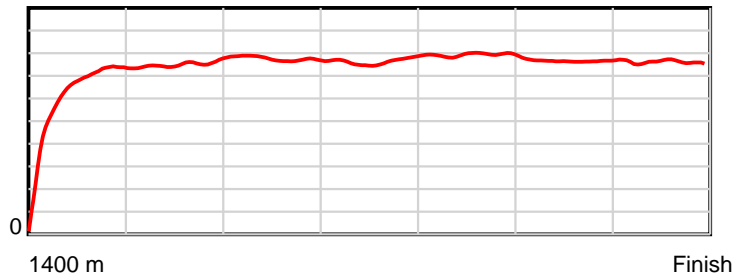
Tasracing Pty Ltd and Thoroughbred Ratings Pty Ltd accepts no responsibility for the completeness or accuracy of any of the information contained herein, and makes no representations about its suitability for any particular purpose. Users should make their own judgements about those matters and/or seek independent advice. You assume all risks associated with use of the data provided on this page.

Race Results

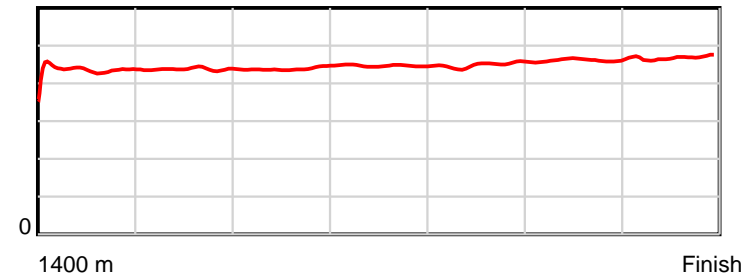
November 05, 2014, Race 5, MDN-SW, Distance 1400m, Mowbray - Offset 0m

Result	TAB no.	Horse (Barrier)	1400 to	1200m to	1000m to	800m to	600m to	400m to	200m to	Total or	Margin
4th	4	Setoni (10)	1200m	1000m	800m	600m	400m	200m	WP	Average	
		Position in running (margin)	-	7(4.8)	8(8.4)	8(5.4)	7(5.2)	7(3.6)	5(5.6)		4.10
		Sectional time (s)	15.18	11.52	11.17	11.87	11.30	12.38	12.29		
		Cumulative time (s)	85.71	70.53	59.01	47.84	35.97	24.67	12.29	1:25.70	
		Speed (m/s)	13.17	17.36	17.91	16.85	17.70	16.16	16.27	16.33	
		Stride length (m)	5.66	7.60	7.85	7.53	7.95	7.45	7.63	7.30	
		Stride duration (s)	0.428	0.438	0.438	0.447	0.449	0.461	0.469	0.447	
		Stride efficiency (%)	50.13	90.29	96.28	88.50	98.74	86.62	91.04	83.17	
		Stride count	35.31	26.31	25.48	26.58	25.16	26.86	26.20	191.90	

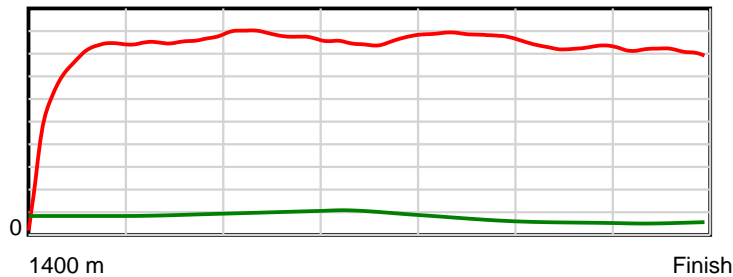
10 m Stride length



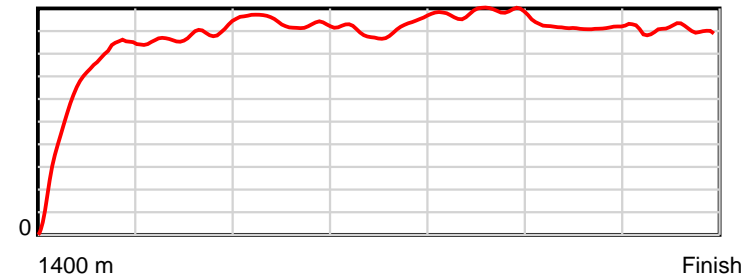
0.6 s Stride duration



20 m/sec Speed



100 % Stride efficiency



Note: Horizontal distance axis grid lines are 200m furlongs.

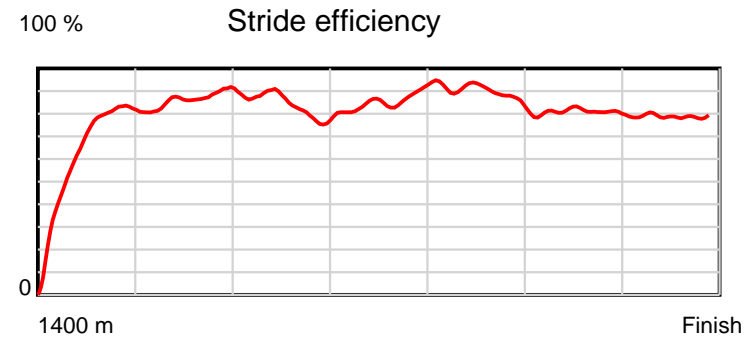
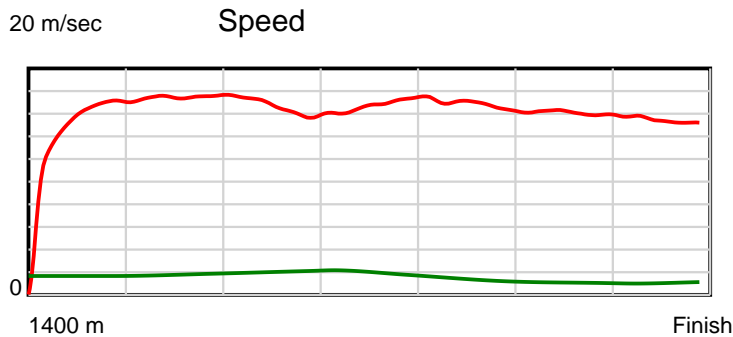
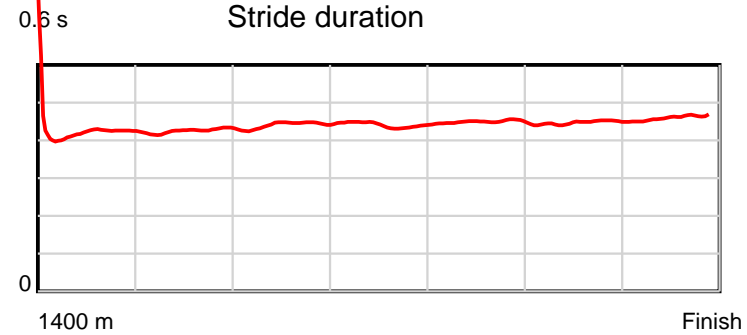
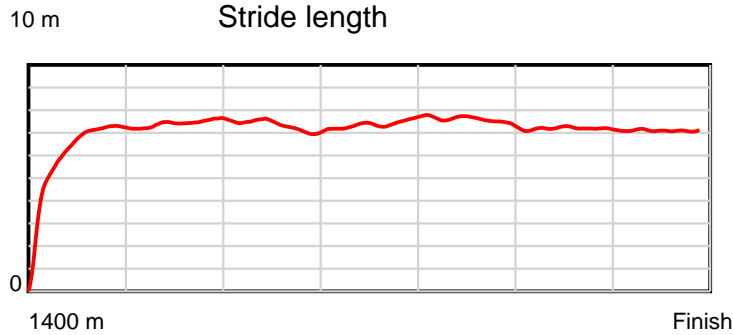
Disclaimer.

Tasracing Pty Ltd and Thoroughbred Ratings Pty Ltd accepts no responsibility for the completeness or accuracy of any of the information contained herein, and makes no representations about its suitability for any particular purpose. Users should make their own judgements about those matters and/or seek independent advice. You assume all risks associated with use of the data provided on this page.

Race Results

November 05, 2014, Race 5, MDN-SW, Distance 1400m, Mowbray - Offset 0m

Result	TAB no.	Horse (Barrier)	1400 to	1200m to	1000m to	800m to	600m to	400m to	200m to	Total or	Margin
5th	10	Geegee Hot Nov... (1)	1200m	1000m	800m	600m	400m	200m	WP	Average	
		Position in running (margin)	-	2(0.9)	5(1.9)	5(2.2)	4(1.7)	6(2.9)	6(5.7)		4.30
		Sectional time (s)	14.17	11.09	11.71	11.83	11.76	12.52	12.67		
		Cumulative time (s)	85.75	71.58	60.49	48.78	36.94	25.19	12.67	1:25.75	
		Speed (m/s)	14.11	18.03	17.08	16.91	17.01	15.97	15.79	16.33	
		Stride length (m)	5.72	7.67	7.51	7.46	7.65	7.13	7.27	7.14	
		Stride duration (s)	0.413	0.425	0.440	0.442	0.449	0.446	0.460	0.437	
		Stride efficiency (%)	51.10	91.91	88.18	87.03	91.35	79.49	82.50	79.56	
		Stride count	34.98	26.08	26.62	26.80	26.16	28.04	27.52	196.20	



Note: Horizontal distance axis grid lines are 200m furlongs.

Disclaimer.

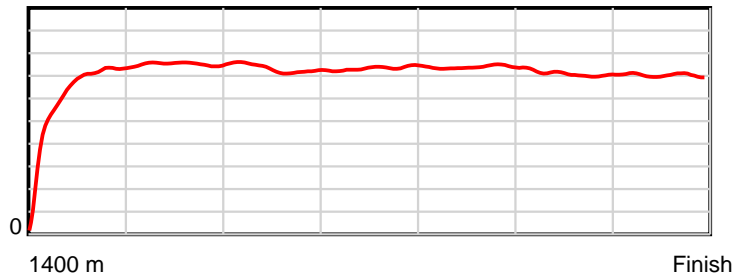
Tasracing Pty Ltd and Thoroughbred Ratings Pty Ltd accepts no responsibility for the completeness or accuracy of any of the information contained herein, and makes no representations about its suitability for any particular purpose. Users should make their own judgements about those matters and/or seek independent advice. You assume all risks associated with use of the data provided on this page.

Race Results

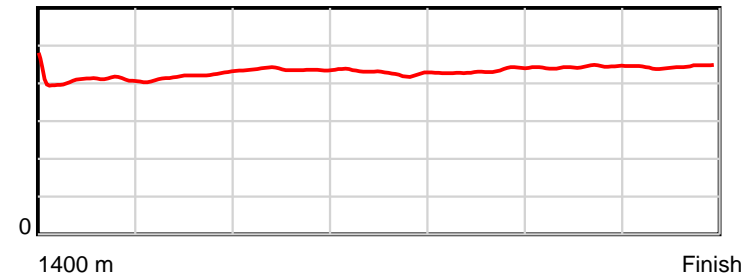
November 05, 2014, Race 5, MDN-SW, Distance 1400m, Mowbray - Offset 0m

Result	TAB no.	Horse (Barrier)	1400 to	1200m to	1000m to	800m to	600m to	400m to	200m to	Total or	Margin
6th	6	Ho Hey (4)	1200m	1000m	800m	600m	400m	200m	WP	Average	
		Position in running (margin)	-	1(0.0)	1(0.0)	1(0.0)	1(0.0)	3(1.2)	4(4.5)		4.50
		Sectional time (s)	14.26	10.92	11.66	11.90	11.76	12.60	12.68		
		Cumulative time (s)	85.79	71.53	60.60	48.94	37.03	25.27	12.68	1:25.79	
		Speed (m/s)	14.03	18.32	17.15	16.81	17.01	15.87	15.77	16.32	
		Stride length (m)	5.72	7.68	7.48	7.20	7.35	7.04	7.02	7.01	
		Stride duration (s)	0.414	0.419	0.436	0.429	0.432	0.444	0.445	0.430	
		Stride efficiency (%)	51.05	92.18	87.51	81.09	84.42	77.53	76.95	76.86	
		Stride count	34.99	26.04	26.73	27.76	27.21	28.39	28.50	199.62	

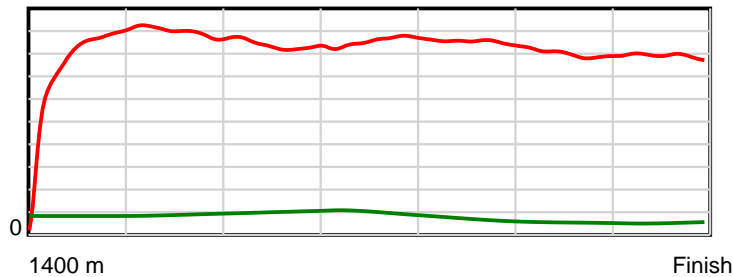
10 m Stride length



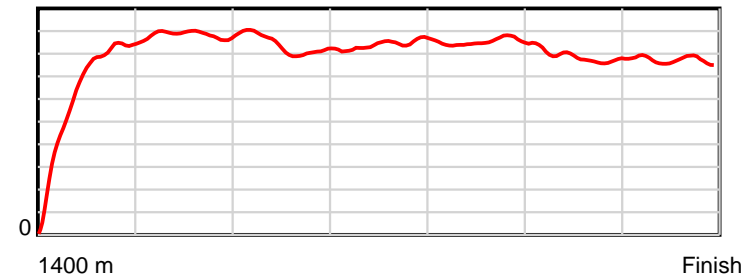
0.6 s Stride duration



20 m/sec Speed



100 % Stride efficiency



Note: Horizontal distance axis grid lines are 200m furlongs.

Disclaimer.

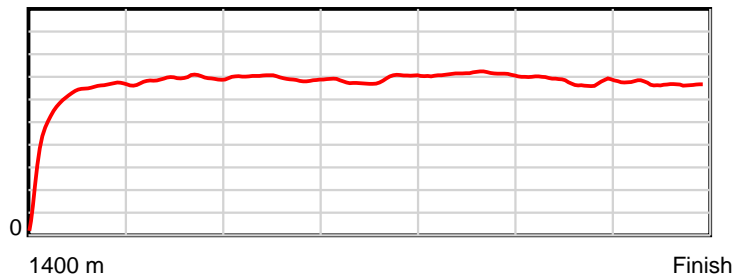
Tasracing Pty Ltd and Thoroughbred Ratings Pty Ltd accepts no responsibility for the completeness or accuracy of any of the information contained herein, and makes no representations about its suitability for any particular purpose. Users should make their own judgements about those matters and/or seek independent advice. You assume all risks associated with use of the data provided on this page.

Race Results

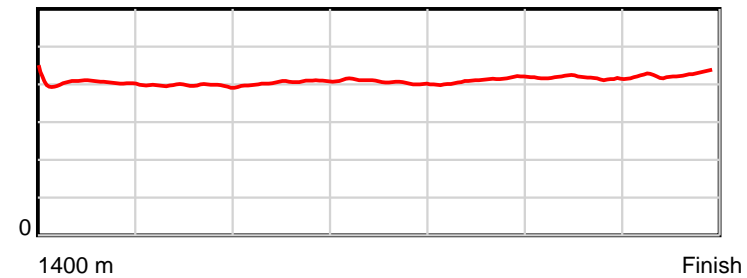
November 05, 2014, Race 5, MDN-SW, Distance 1400m, Mowbray - Offset 0m

Result	TAB no.	Horse (Barrier)	1400 to	1200m to	1000m to	800m to	600m to	400m to	200m to	Total or	Margin
7th	7	Knots And Cros... (3)	1200m	1000m	800m	600m	400m	200m	WP	Average	
		Position in running (margin)	-	6(4.5)	6(5.6)	7(4.7)	8(5.4)	8(4.2)	7(7.0)		7.00
		Sectional time (s)	15.08	11.11	11.50	12.03	11.38	12.49	12.66		
		Cumulative time (s)	86.25	71.17	60.06	48.56	36.53	25.16	12.66	1:26.25	
		Speed (m/s)	13.26	18.00	17.39	16.63	17.57	16.01	15.80	16.23	
		Stride length (m)	5.33	7.14	7.05	6.76	7.22	6.68	6.74	6.64	
		Stride duration (s)	0.403	0.397	0.405	0.407	0.411	0.417	0.427	0.409	
		Stride efficiency (%)	44.35	79.62	77.60	71.48	81.43	69.65	70.93	68.88	
		Stride count	37.54	28.02	28.38	29.57	27.71	29.96	29.69	210.87	

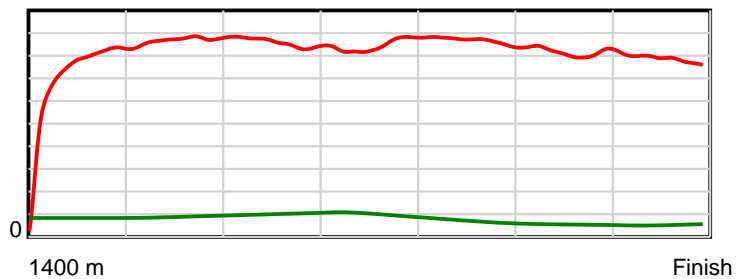
10 m Stride length



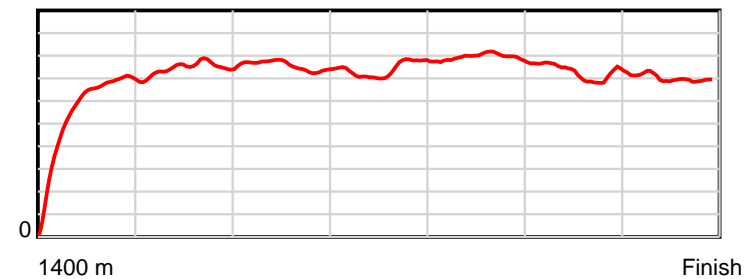
0.6 s Stride duration



20 m/sec Speed



100 % Stride efficiency



Note: Horizontal distance axis grid lines are 200m furlongs.

Disclaimer.

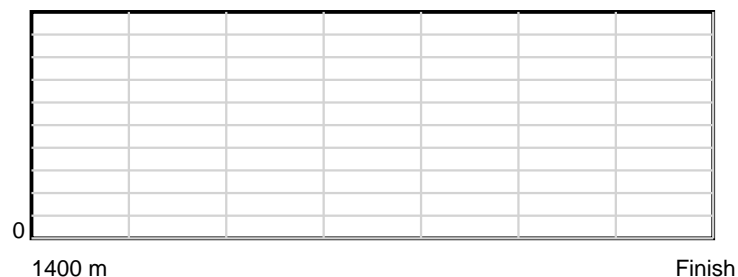
Tasracing Pty Ltd and Thoroughbred Ratings Pty Ltd accepts no responsibility for the completeness or accuracy of any of the information contained herein, and makes no representations about its suitability for any particular purpose. Users should make their own judgements about those matters and/or seek independent advice. You assume all risks associated with use of the data provided on this page.

Race Results


November 05, 2014, Race 5, MDN-SW, Distance 1400m, Mowbray - Offset 0m

Result	TAB no.	Horse (Barrier)	1400 to	1200m to	1000m to	800m to	600m to	400m to	200m to	Total or	Margin
8th	9	Soldier's Choi... (6)									
		Position in running (margin)									
		Sectional time (s)									
		Cumulative time (s)									
		Speed (m/s)									
		Stride length (m)									
		Stride duration (s)									
		Stride efficiency (%)									
		Stride count									

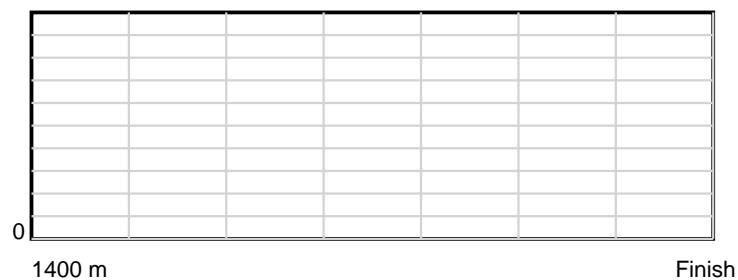
10 m Stride length



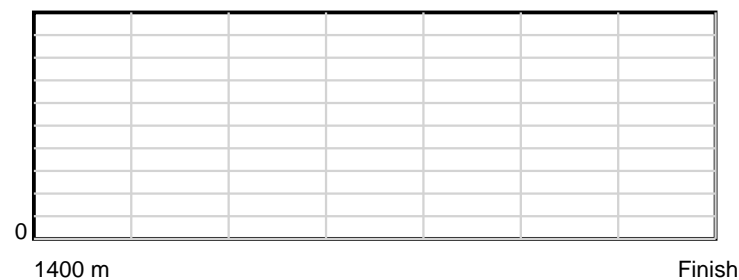
0.6 s Stride duration



20 m/sec Speed



100 % Stride efficiency



Note: Horizontal distance axis grid lines are 200m furlongs.

Disclaimer.

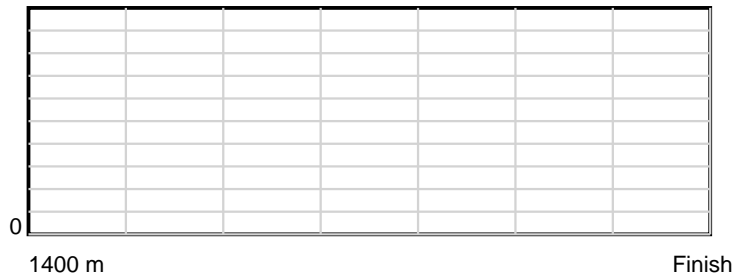
Tasracing Pty Ltd and Thoroughbred Ratings Pty Ltd accepts no responsibility for the completeness or accuracy of any of the information contained herein, and makes no representations about its suitability for any particular purpose. Users should make their own judgements about those matters and/or seek independent advice. You assume all risks associated with use of the data provided on this page.

Race Results


November 05, 2014, Race 5, MDN-SW, Distance 1400m, Mowbray - Offset 0m

Result	TAB no.	Horse (Barrier)	1400 to	1200m to	1000m to	800m to	600m to	400m to	200m to	Total or	Margin
9th	2	Le Piccole Cos... (2)									
		Position in running (margin)									
		Sectional time (s)									
		Cumulative time (s)									
		Speed (m/s)									
		Stride length (m)									
		Stride duration (s)									
		Stride efficiency (%)									
		Stride count									

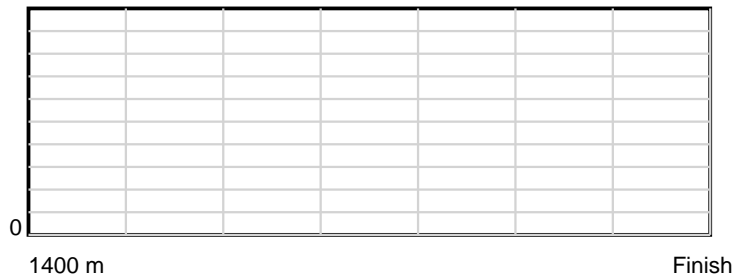
10 m Stride length



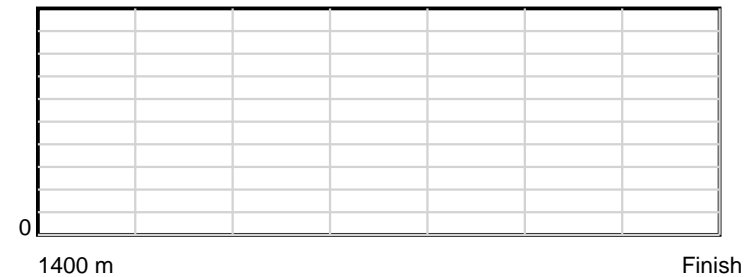
0.6 s Stride duration



20 m/sec Speed



100 % Stride efficiency



Note: Horizontal distance axis grid lines are 200m furlongs.

Disclaimer.

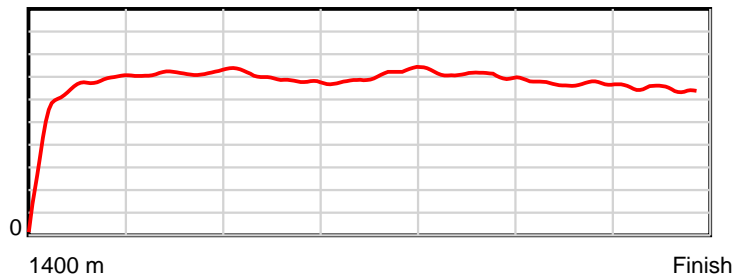
Tasracing Pty Ltd and Thoroughbred Ratings Pty Ltd accepts no responsibility for the completeness or accuracy of any of the information contained herein, and makes no representations about its suitability for any particular purpose. Users should make their own judgements about those matters and/or seek independent advice. You assume all risks associated with use of the data provided on this page.

Race Results

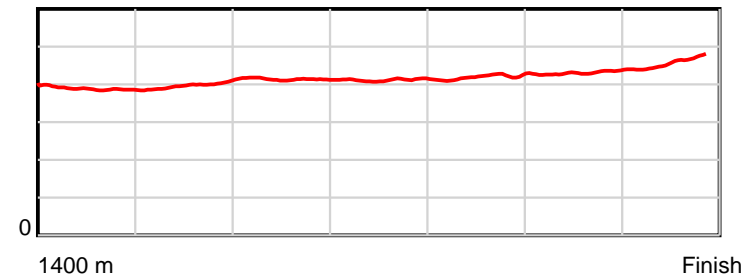
November 05, 2014, Race 5, MDN-SW, Distance 1400m, Mowbray - Offset 0m

Result	TAB no.	Horse (Barrier)	1400 to	1200m to	1000m to	800m to	600m to	400m to	200m to	Total or	Margin
10th	8	Mercana Magic (7)	1200m	1000m	800m	600m	400m	200m	WP	Average	
		Position in running (margin)	-	5(2.3)	3(0.4)	2(0.4)	2(1.0)	4(1.6)	8(8.0)		16.50
		Sectional time (s)	14.93	10.60	11.66	12.01	11.66	13.11	14.09		
		Cumulative time (s)	88.07	73.14	62.54	50.87	38.87	27.20	14.09	1:28.06	
		Speed (m/s)	13.39	18.87	17.15	16.65	17.15	15.26	14.19	15.90	
		Stride length (m)	5.32	7.43	7.09	6.85	7.16	6.55	6.48	6.63	
		Stride duration (s)	0.392	0.394	0.414	0.412	0.417	0.429	0.456	0.417	
		Stride efficiency (%)	44.22	86.35	78.60	73.41	80.05	67.04	65.56	68.64	
		Stride count	37.60	26.91	28.20	29.18	27.94	30.53	30.88	211.24	

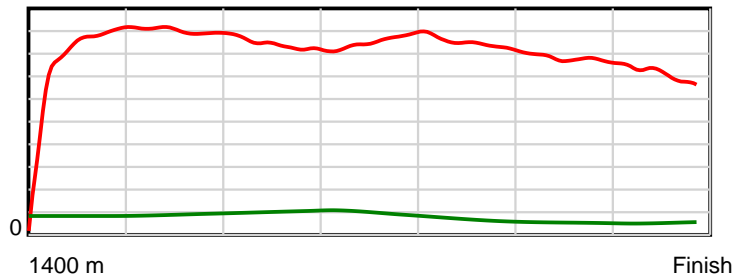
10 m Stride length



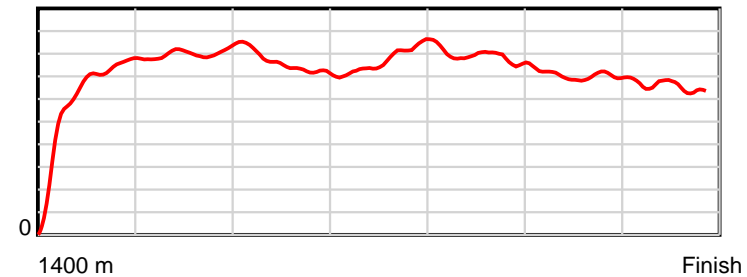
0.6 s Stride duration



20 m/sec Speed



100 % Stride efficiency



Note: Horizontal distance axis grid lines are 200m furlongs.

Disclaimer.

Tasracing Pty Ltd and Thoroughbred Ratings Pty Ltd accepts no responsibility for the completeness or accuracy of any of the information contained herein, and makes no representations about its suitability for any particular purpose. Users should make their own judgements about those matters and/or seek independent advice. You assume all risks associated with use of the data provided on this page.