



Race Results

Tasmanian Turf Club, Launceston, November 05, 2014

Compilation date: November 6, 2014, 1:22:31 PM (EST)

Copyright © 2014 Tasracing Pty Ltd. All rights reserved.

Trademarks.

StrideMASTER is a registered trademark of Thoroughbred Ratings Pty Ltd.

Disclaimer.

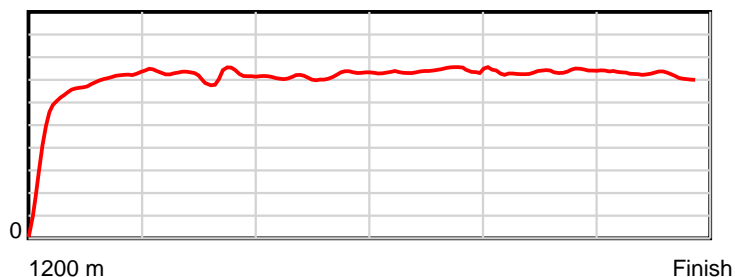
Tasracing Pty Ltd and Thoroughbred Ratings Pty Ltd accepts no responsibility for the completeness or accuracy of any of the information contained herein, and makes no representations about its suitability for any particular purpose. Users should make their own judgements about those matters and/or seek independent advice. You assume all risks associated with use of the data provided on this page.

Race Results

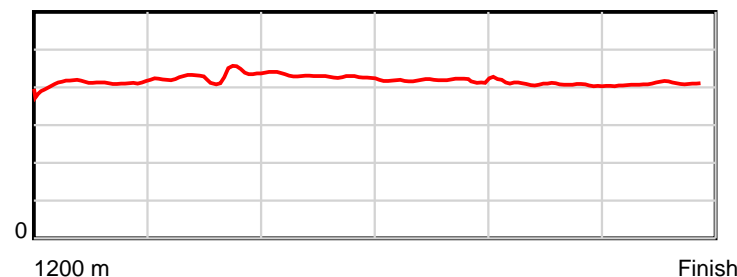
November 05, 2014, Race 7, CL4, Distance 1200m, Mowbray - Offset 0m

Result	TAB no.	Horse (Barrier)	1200 to	1000m to	800m to	600m to	400m to	200m to	Total or	Margin
1st	2	Seven Falls (4)	1000m	800m	600m	400m	200m	WP	Average	
		Position in running (margin)	-	2(1.3)	2(1.4)	2(1.6)	2(0.8)	2(1.5)		0.00
		Sectional time (s)	13.99	11.69	11.85	11.06	11.25	11.36		
		Cumulative time (s)	71.19	57.20	45.51	33.66	22.60	11.36	1:11.18	
		Speed (m/s)	14.30	17.11	16.88	18.08	17.78	17.61	16.86	
		Stride length (m)	5.76	7.28	7.26	7.40	7.31	7.21	6.98	
		Stride duration (s)	0.403	0.426	0.430	0.409	0.411	0.409	0.414	
		Stride efficiency (%)	51.79	82.88	82.31	85.55	83.43	81.15	76.14	
		Stride count	34.74	27.46	27.56	27.03	27.37	27.75	171.91	

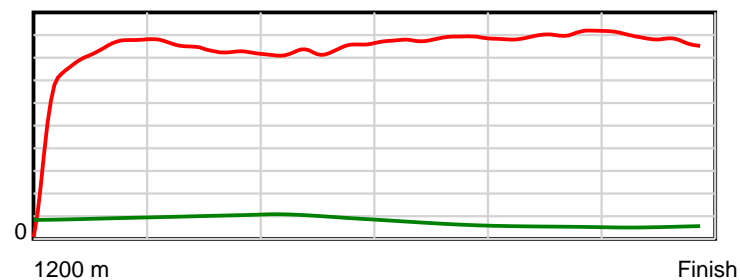
10 m Stride length



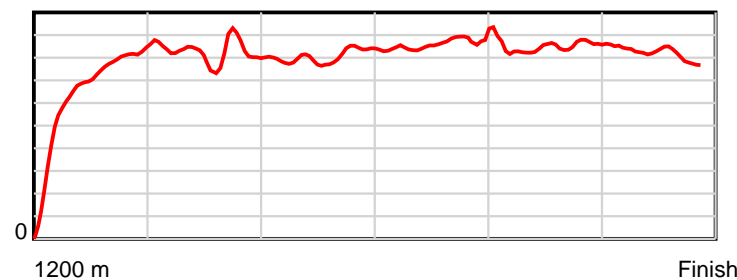
0.6 s Stride duration



20 m/sec Speed



100 % Stride efficiency



Note: Horizontal distance axis grid lines are 200m furlongs.

Disclaimer.

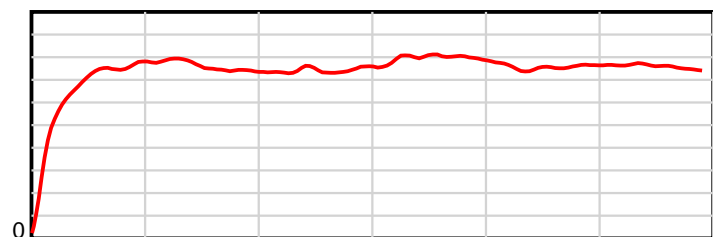
Tasracing Pty Ltd and Thoroughbred Ratings Pty Ltd accepts no responsibility for the completeness or accuracy of any of the information contained herein, and makes no representations about its suitability for any particular purpose. Users should make their own judgements about those matters and/or seek independent advice. You assume all risks associated with use of the data provided on this page.

Race Results

November 05, 2014, Race 7, CL4, Distance 1200m, Mowbray - Offset 0m

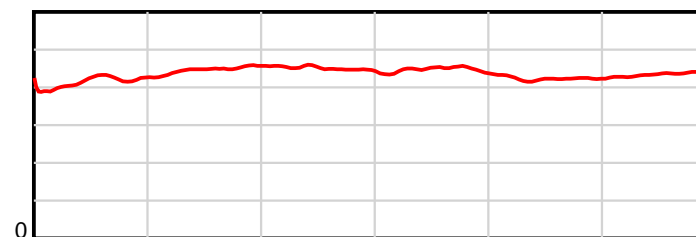
Result	TAB no.	Horse (Barrier)	1200 to	1000m to	800m to	600m to	400m to	200m to	Total or	Margin
2nd	1	Bideford (8)	1000m	800m	600m	400m	200m	WP	Average	
		Position in running (margin)	-	1(0.0)	1(0.0)	1(0.0)	1(0.0)	1(0.0)		0.40
		Sectional time (s)	13.91	11.67	11.82	11.19	11.12	11.55		
		Cumulative time (s)	71.26	57.35	45.68	33.86	22.67	11.55	1:11.26	
		Speed (m/s)	14.38	17.14	16.92	17.87	17.99	17.32	16.84	
		Stride length (m)	5.96	7.68	7.63	7.95	7.61	7.53	7.32	
		Stride duration (s)	0.410	0.448	0.451	0.445	0.423	0.435	0.435	
		Stride efficiency (%)	55.43	92.20	90.87	98.89	90.53	88.54	83.83	
		Stride count	33.58	26.04	26.23	25.14	26.28	26.57	163.84	

10 m Stride length



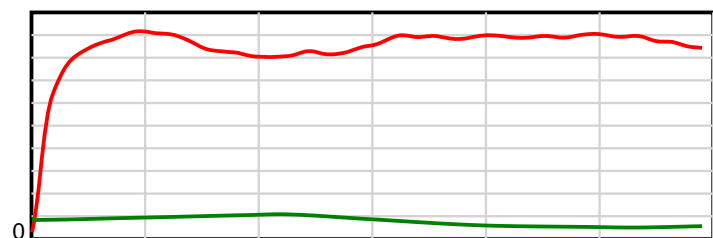
1200 m Finish

0.6 s Stride duration



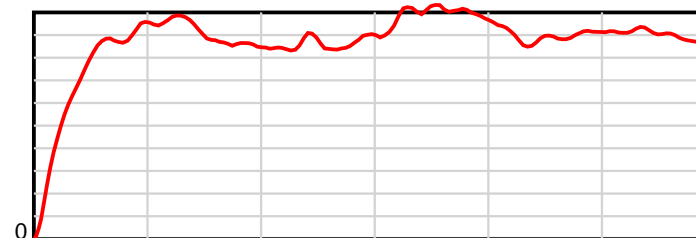
1200 m Finish

20 m/sec Speed



1200 m Finish

100 % Stride efficiency



1200 m Finish

Note: Horizontal distance axis grid lines are 200m furlongs.

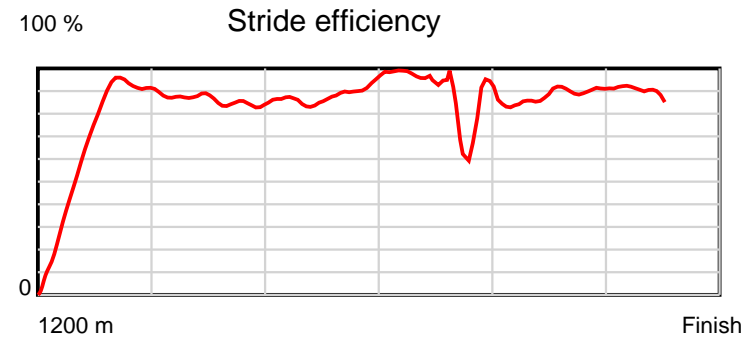
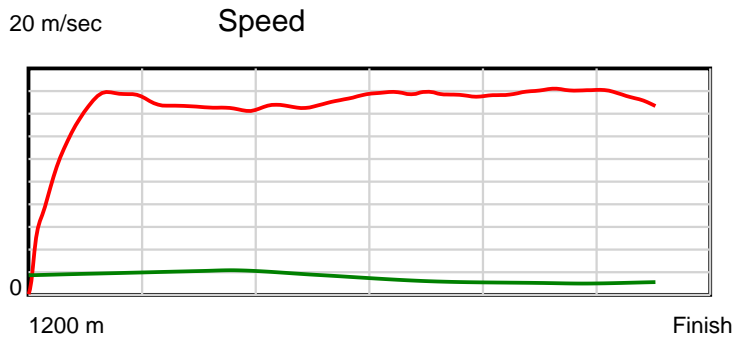
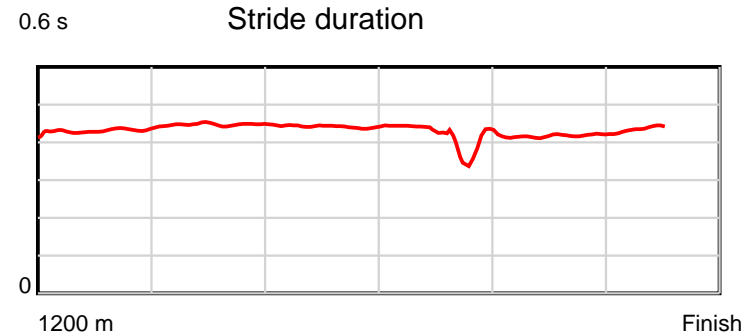
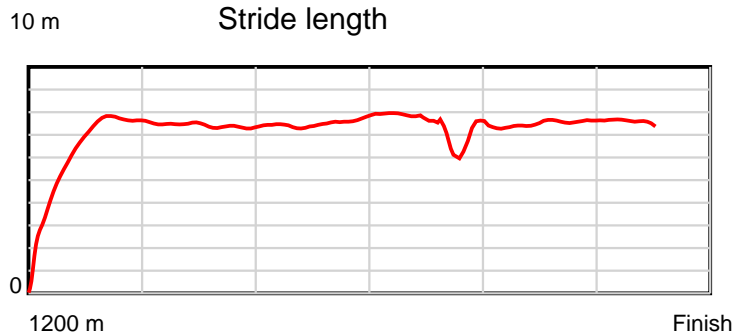
Disclaimer.

Tasracing Pty Ltd and Thoroughbred Ratings Pty Ltd accepts no responsibility for the completeness or accuracy of any of the information contained herein, and makes no representations about its suitability for any particular purpose. Users should make their own judgements about those matters and/or seek independent advice. You assume all risks associated with use of the data provided on this page.

Race Results

November 05, 2014, Race 7, CL4, Distance 1200m, Mowbray - Offset 0m

Result	TAB no.	Horse (Barrier)	1200 to	1000m to	800m to	600m to	400m to	200m to	Total or	Margin
3rd	3	Huss Style (2)	1000m	800m	600m	400m	200m	WP	Average	
		Position in running (margin)	-	7(18.7)	3(3.6)	3(1.6)	3(1.5)	3(2.8)		2.40
		Sectional time (s)	16.99	9.16	11.48	11.19	11.33	11.48		
		Cumulative time (s)	71.62	54.63	45.47	33.99	22.81	11.48	1:11.62	
		Speed (m/s)	11.77	21.83	17.42	17.87	17.65	17.42	16.76	
		Stride length (m)	5.18	9.70	7.75	7.59	6.97	7.45	7.19	
		Stride duration (s)	0.439	0.444	0.445	0.424	0.395	0.428	0.429	
		Stride efficiency (%)	41.87	147.00	93.97	90.01	76.02	86.82	80.78	
		Stride count	38.64	20.62	25.79	26.35	28.67	26.83	166.90	



Note: Horizontal distance axis grid lines are 200m furlongs.

Disclaimer.

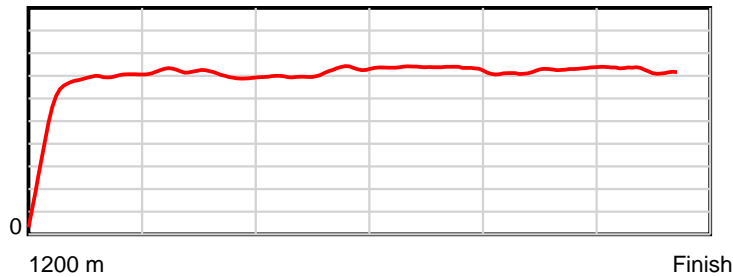
Tasracing Pty Ltd and Thoroughbred Ratings Pty Ltd accepts no responsibility for the completeness or accuracy of any of the information contained herein, and makes no representations about its suitability for any particular purpose. Users should make their own judgements about those matters and/or seek independent advice. You assume all risks associated with use of the data provided on this page.

Race Results

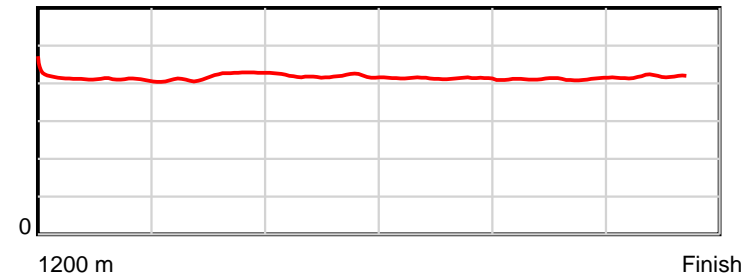
November 05, 2014, Race 7, CL4, Distance 1200m, Mowbray - Offset 0m

Result	TAB no.	Horse (Barrier)	1200 to	1000m to	800m to	600m to	400m to	200m to	Total or	Margin
4th	7	Evil Intent (5)	1000m	800m	600m	400m	200m	WP	Average	
		Position in running (margin)	-	6(7.0)	7(4.9)	5(4.9)	7(3.6)	7(5.5)		4.70
		Sectional time (s)	15.05	11.32	11.83	10.96	11.45	11.42		
		Cumulative time (s)	72.04	56.99	45.66	33.83	22.87	11.42	1:12.04	
		Speed (m/s)	13.29	17.67	16.91	18.25	17.47	17.51	16.66	
		Stride length (m)	5.80	7.34	7.14	7.54	7.18	7.31	7.00	
		Stride duration (s)	0.433	0.415	0.422	0.413	0.411	0.417	0.420	
		Stride efficiency (%)	52.55	84.10	79.56	88.81	80.46	83.46	76.46	
		Stride count	34.49	27.26	28.03	26.53	27.87	27.37	171.55	

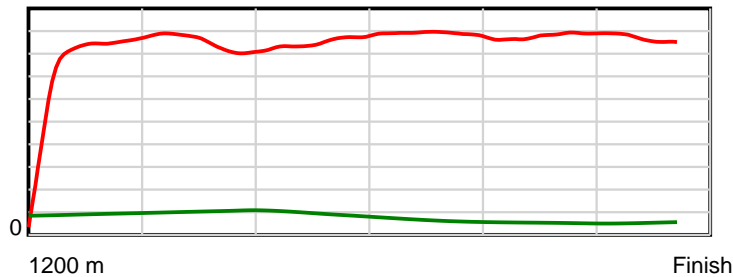
10 m Stride length



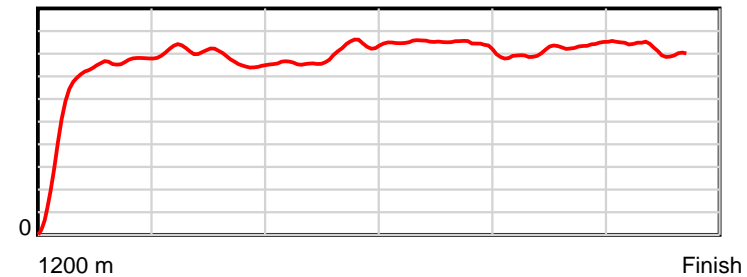
0.6 s Stride duration



20 m/sec Speed



100 % Stride efficiency



Note: Horizontal distance axis grid lines are 200m furlongs.

Disclaimer.

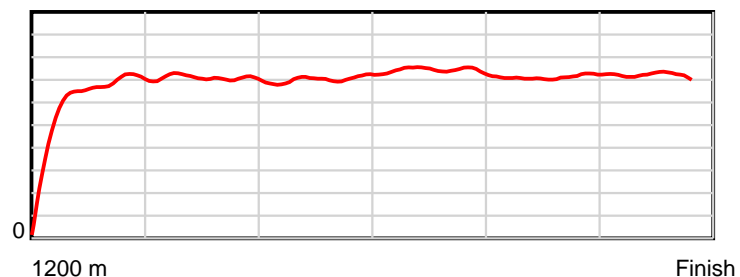
Tasracing Pty Ltd and Thoroughbred Ratings Pty Ltd accepts no responsibility for the completeness or accuracy of any of the information contained herein, and makes no representations about its suitability for any particular purpose. Users should make their own judgements about those matters and/or seek independent advice. You assume all risks associated with use of the data provided on this page.

Race Results

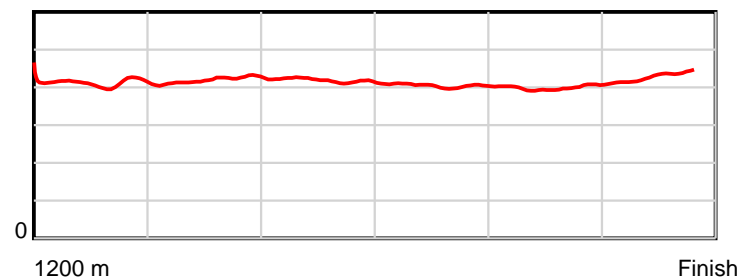
November 05, 2014, Race 7, CL4, Distance 1200m, Mowbray - Offset 0m

Result	TAB no.	Horse (Barrier)	1200 to	1000m to	800m to	600m to	400m to	200m to	Total or	Margin
5th	6	Copper Dancer (6)	1000m	800m	600m	400m	200m	WP	Average	
		Position in running (margin)	-	3(3.7)	4(3.6)	6(5.2)	4(1.7)	4(3.6)		5.60
		Sectional time (s)	14.46	11.67	12.07	10.61	11.44	11.94		
		Cumulative time (s)	72.20	57.74	46.07	34.00	23.39	11.94	1:12.20	
		Speed (m/s)	13.83	17.14	16.57	18.85	17.48	16.75	16.62	
		Stride length (m)	5.73	7.15	6.95	7.66	6.97	7.15	6.88	
		Stride duration (s)	0.413	0.417	0.419	0.406	0.399	0.427	0.414	
		Stride efficiency (%)	51.35	79.95	75.39	91.74	75.82	79.84	73.96	
		Stride count	34.89	27.96	28.79	26.10	28.71	27.98	174.43	

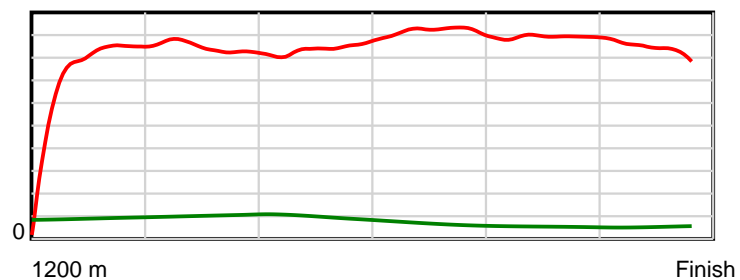
10 m Stride length



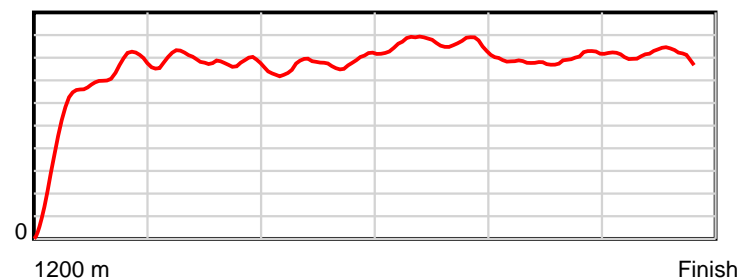
0.6 s Stride duration



20 m/sec Speed



100 % Stride efficiency



Note: Horizontal distance axis grid lines are 200m furlongs.

Disclaimer.

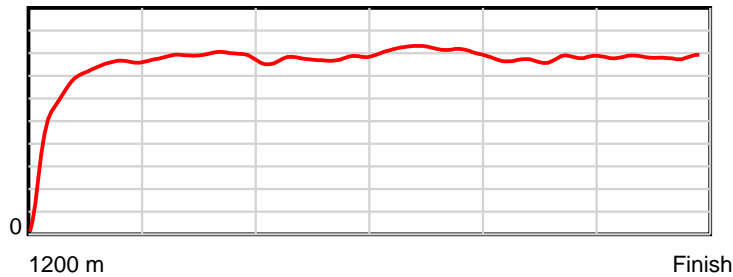
Tasracing Pty Ltd and Thoroughbred Ratings Pty Ltd accepts no responsibility for the completeness or accuracy of any of the information contained herein, and makes no representations about its suitability for any particular purpose. Users should make their own judgements about those matters and/or seek independent advice. You assume all risks associated with use of the data provided on this page.

Race Results

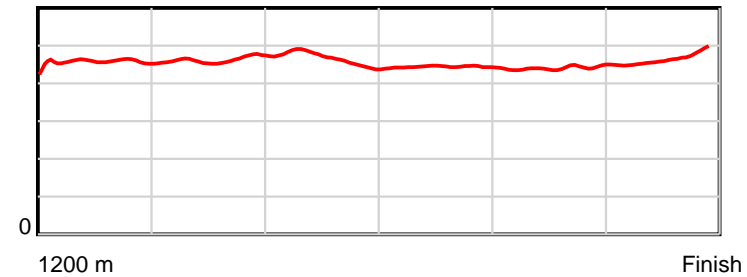
November 05, 2014, Race 7, CL4, Distance 1200m, Mowbray - Offset 0m

Result	TAB no.	Horse (Barrier)	1200 to	1000m to	800m to	600m to	400m to	200m to	Total or	Margin
6th	4	Simon Said Let... (7)	1000m	800m	600m	400m	200m	WP	Average	
		Position in running (margin)	-	5(5.5)	6(4.8)	7(6.2)	6(3.0)	5(5.2)		8.30
		Sectional time (s)	14.87	11.56	12.05	10.67	11.49	12.07		
		Cumulative time (s)	72.70	57.83	46.27	34.23	23.56	12.07	1:12.70	
		Speed (m/s)	13.45	17.30	16.60	18.74	17.41	16.57	16.51	
		Stride length (m)	6.05	8.01	7.72	8.33	7.66	7.76	7.51	
		Stride duration (s)	0.446	0.463	0.465	0.444	0.440	0.469	0.455	
		Stride efficiency (%)	57.24	100.17	93.16	108.47	91.68	94.18	88.11	
		Stride count	33.05	24.98	25.90	24.01	26.11	25.76	159.81	

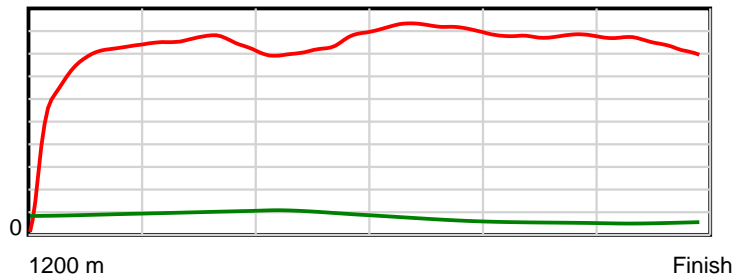
10 m Stride length



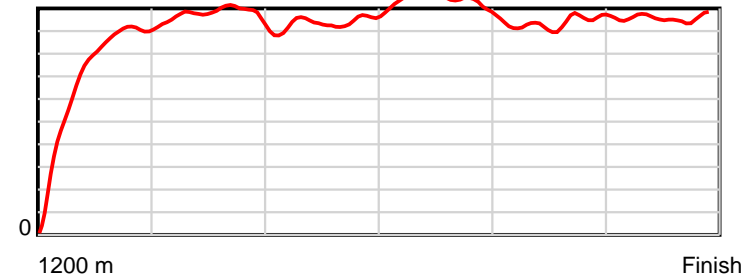
0.6 s Stride duration



20 m/sec Speed



100 % Stride efficiency



Note: Horizontal distance axis grid lines are 200m furlongs.

Disclaimer.

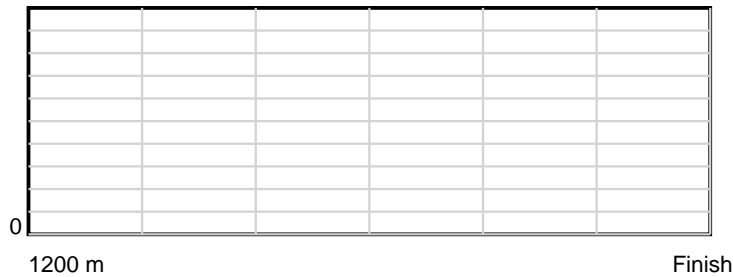
Tasracing Pty Ltd and Thoroughbred Ratings Pty Ltd accepts no responsibility for the completeness or accuracy of any of the information contained herein, and makes no representations about its suitability for any particular purpose. Users should make their own judgements about those matters and/or seek independent advice. You assume all risks associated with use of the data provided on this page.

Race Results


November 05, 2014, Race 7, CL4, Distance 1200m, Mowbray - Offset 0m

Result	TAB no.	Horse (Barrier)	1200 to	1000m to	800m to	600m to	400m to	200m to	Total or	Margin
7th	5	Bel Ombre (3)								
		Position in running (margin)								
		Sectional time (s)								
		Cumulative time (s)								
		Speed (m/s)								
		Stride length (m)								
		Stride duration (s)								
		Stride efficiency (%)								
		Stride count								

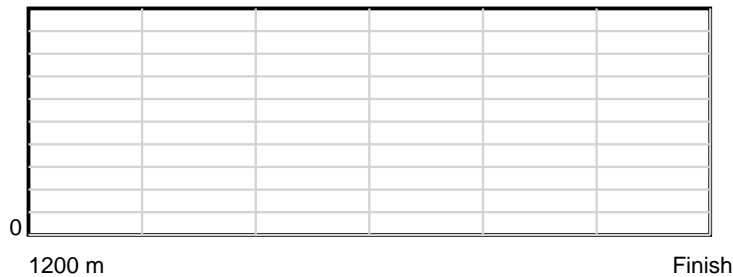
10 m Stride length



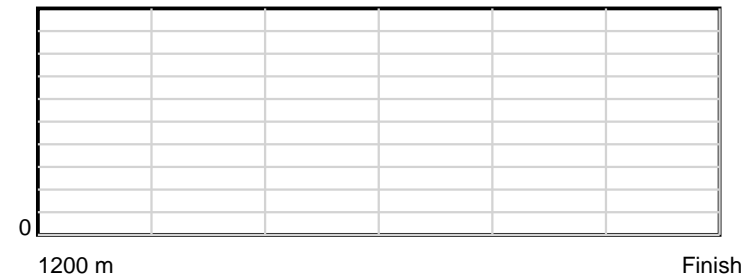
0.6 s Stride duration



20 m/sec Speed



100 % Stride efficiency



Note: Horizontal distance axis grid lines are 200m furlongs.

Disclaimer.

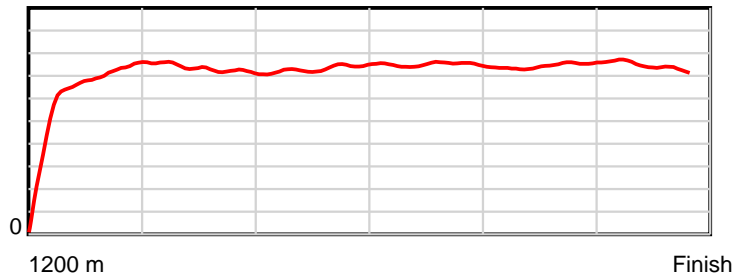
Tasracing Pty Ltd and Thoroughbred Ratings Pty Ltd accepts no responsibility for the completeness or accuracy of any of the information contained herein, and makes no representations about its suitability for any particular purpose. Users should make their own judgements about those matters and/or seek independent advice. You assume all risks associated with use of the data provided on this page.

Race Results

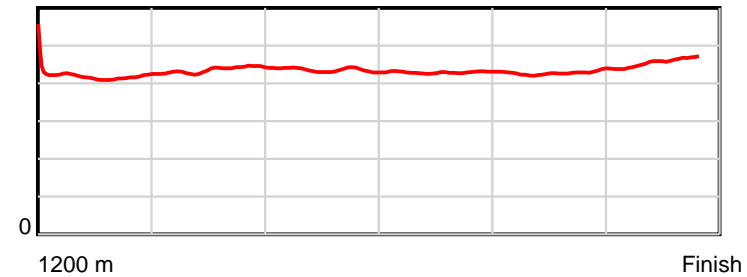
November 05, 2014, Race 7, CL4, Distance 1200m, Mowbray - Offset 0m

Result	TAB no.	Horse (Barrier)	1200 to	1000m to	800m to	600m to	400m to	200m to	Total or	Margin
8th	8	Geegees Hot Hu... (1)	1000m	800m	600m	400m	200m	WP	Average	
		Position in running (margin)	-	4(4.1)	5(3.8)	4(3.1)	5(2.8)	6(5.3)		10.90
		Sectional time (s)	14.72	11.62	11.70	11.15	11.52	12.47		
		Cumulative time (s)	73.18	58.46	46.84	35.14	23.99	12.47	1:13.18	
		Speed (m/s)	13.58	17.21	17.09	17.94	17.36	16.04	16.40	
		Stride length (m)	6.01	7.48	7.47	7.69	7.40	7.29	7.17	
		Stride duration (s)	0.433	0.434	0.437	0.429	0.426	0.454	0.437	
		Stride efficiency (%)	56.36	87.34	87.09	92.36	85.62	83.07	80.40	
		Stride count	33.30	26.75	26.79	26.01	27.02	27.43	167.30	

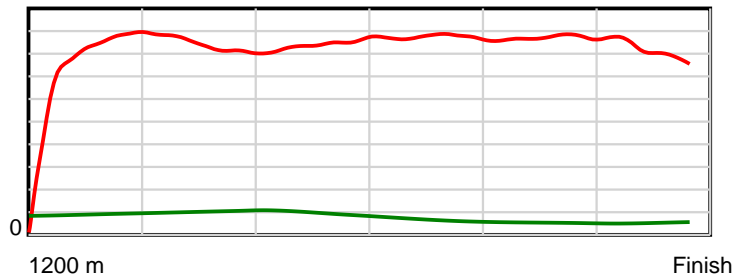
10 m Stride length



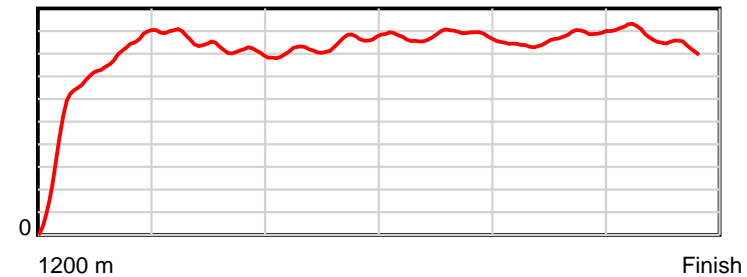
0.6 s Stride duration



20 m/sec Speed



100 % Stride efficiency



Note: Horizontal distance axis grid lines are 200m furlongs.

Disclaimer.

Tasracing Pty Ltd and Thoroughbred Ratings Pty Ltd accepts no responsibility for the completeness or accuracy of any of the information contained herein, and makes no representations about its suitability for any particular purpose. Users should make their own judgements about those matters and/or seek independent advice. You assume all risks associated with use of the data provided on this page.