



Race Results

Tasmanian Turf Club, Launceston, November 19, 2014

Compilation date: November 20, 2014, 6:17:55 PM (EST)

Copyright © 2014 Tasracing Pty Ltd. All rights reserved.

Trademarks.

StrideMASTER is a registered trademark of Thoroughbred Ratings Pty Ltd.

Disclaimer.

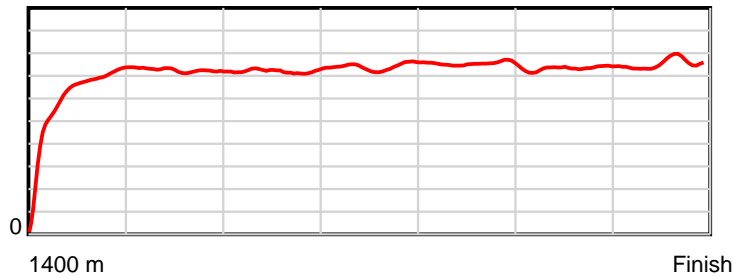
Tasracing Pty Ltd and Thoroughbred Ratings Pty Ltd accepts no responsibility for the completeness or accuracy of any of the information contained herein, and makes no representations about its suitability for any particular purpose. Users should make their own judgements about those matters and/or seek independent advice. You assume all risks associated with use of the data provided on this page.

Race Results

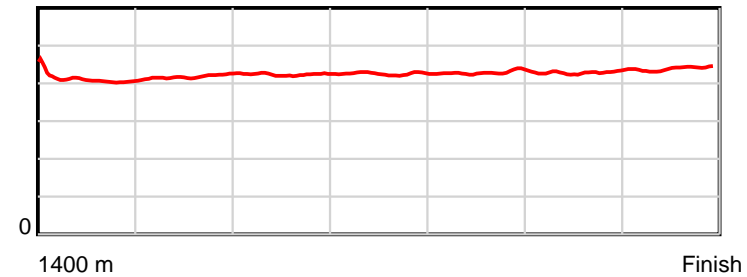
November 19, 2014, Race 1, BM62, Distance 1400m, Mowbray - Offset 5m

Result	TAB no.	Horse (Barrier)	1400 to	1200m to	1000m to	800m to	600m to	400m to	200m to	Total or	Margin
1st	12	Finalaregee (8)	1200m	1000m	800m	600m	400m	200m	WP	Average	
		Position in running (margin)	-	6(3.9)	6(6.8)	7(8.4)	6(6.6)	7(4.5)	7(7.2)		0.00
		Sectional time (s)	14.12	11.35	11.78	11.78	11.19	11.86	11.81		
		Cumulative time (s)	83.90	69.78	58.43	46.65	34.86	23.67	11.81	1:23.90	
		Speed (m/s)	14.16	17.62	16.98	16.98	17.87	16.86	16.93	16.69	
		Stride length (m)	5.88	7.33	7.18	7.22	7.66	7.21	7.44	7.09	
		Stride duration (s)	0.415	0.416	0.423	0.425	0.429	0.428	0.439	0.425	
		Stride efficiency (%)	54.04	84.05	80.52	81.45	91.60	81.33	86.57	78.48	
		Stride count	34.01	27.27	27.86	27.70	26.12	27.72	26.87	197.55	

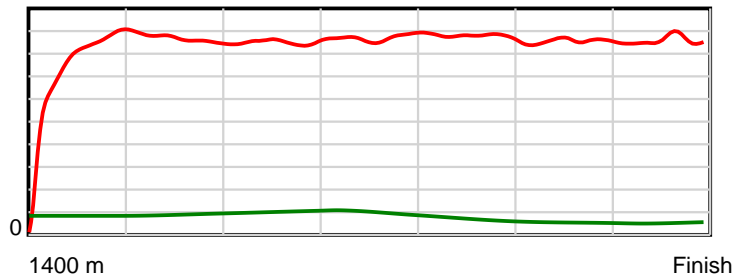
10 m Stride length



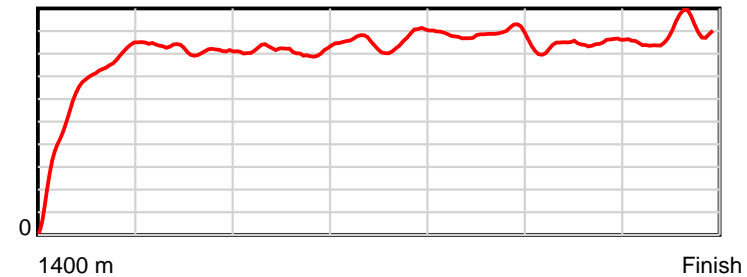
0.6 s Stride duration



20 m/sec Speed



100 % Stride efficiency



Note: Horizontal distance axis grid lines are 200m furlongs.

Disclaimer.

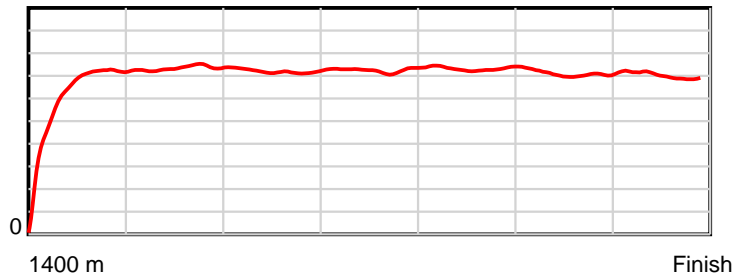
Tasracing Pty Ltd and Thoroughbred Ratings Pty Ltd accepts no responsibility for the completeness or accuracy of any of the information contained herein, and makes no representations about its suitability for any particular purpose. Users should make their own judgements about those matters and/or seek independent advice. You assume all risks associated with use of the data provided on this page.

Race Results

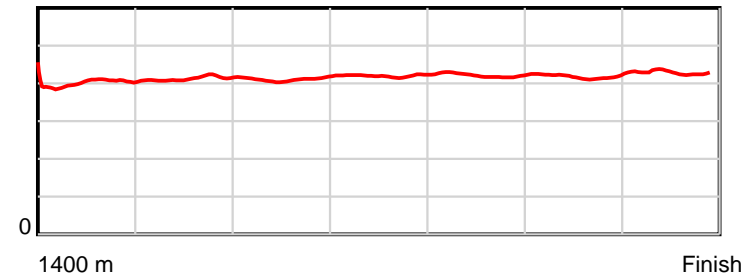
November 19, 2014, Race 1, BM62, Distance 1400m, Mowbray - Offset 5m

Result	TAB no.	Horse (Barrier)	1400 to	1200m to	1000m to	800m to	600m to	400m to	200m to	Total or	Margin
2nd	2	Aslanyon (1)	1200m	1000m	800m	600m	400m	200m	WP	Average	
		Position in running (margin)	-	3(2.3)	3(2.8)	3(3.5)	3(2.1)	3(0.9)	2(4.3)		1.30
		Sectional time (s)	14.11	10.94	11.63	11.86	11.34	11.98	12.27		
		Cumulative time (s)	84.13	70.02	59.08	47.45	35.59	24.25	12.27	1:24.12	
		Speed (m/s)	14.17	18.28	17.20	16.86	17.64	16.69	16.30	16.64	
		Stride length (m)	5.81	7.52	7.06	7.08	7.43	6.98	6.99	6.94	
		Stride duration (s)	0.405	0.411	0.411	0.420	0.421	0.418	0.429	0.417	
		Stride efficiency (%)	52.79	88.39	77.97	78.36	86.33	76.10	76.32	75.26	
		Stride count	34.41	26.59	28.31	28.24	26.91	28.66	28.62	201.74	

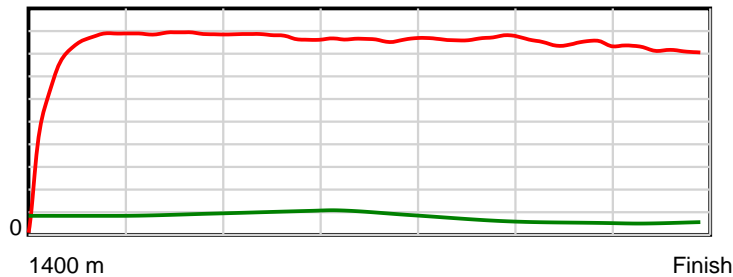
10 m Stride length



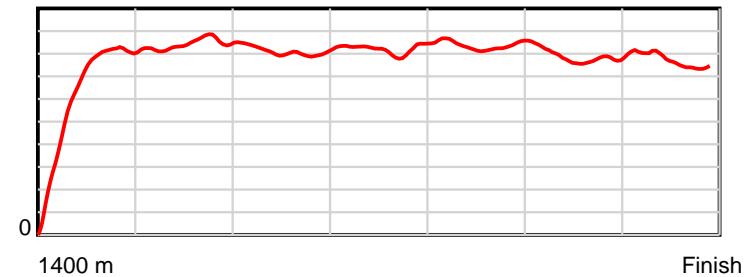
0.6 s Stride duration



20 m/sec Speed



100 % Stride efficiency



Note: Horizontal distance axis grid lines are 200m furlongs.

Disclaimer.

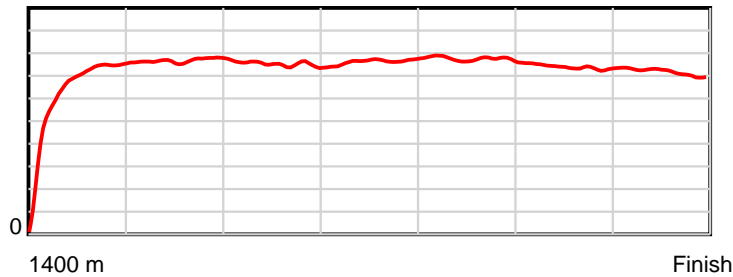
Tasracing Pty Ltd and Thoroughbred Ratings Pty Ltd accepts no responsibility for the completeness or accuracy of any of the information contained herein, and makes no representations about its suitability for any particular purpose. Users should make their own judgements about those matters and/or seek independent advice. You assume all risks associated with use of the data provided on this page.

Race Results

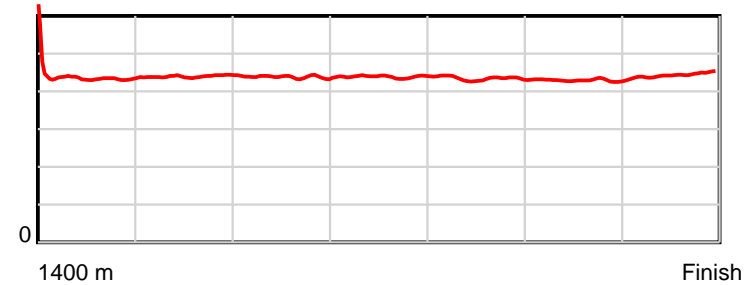
November 19, 2014, Race 1, BM62, Distance 1400m, Mowbray - Offset 5m

Result	TAB no.	Horse (Barrier)	1400 to	1200m to	1000m to	800m to	600m to	400m to	200m to	Total or	Margin
3rd	9	Gee Gees Snowh... (3)	1200m	1000m	800m	600m	400m	200m	WP	Average	
		Position in running (margin)	-	5(3.5)	5(5.6)	5(7.5)	5(5.4)	5(2.3)	4(5.5)		1.80
		Sectional time (s)	13.98	11.21	11.83	11.73	11.04	11.94	12.49		
		Cumulative time (s)	84.22	70.24	59.03	47.19	35.47	24.43	12.49	1:24.22	
		Speed (m/s)	14.30	17.84	16.91	17.05	18.12	16.75	16.01	16.62	
		Stride length (m)	6.07	7.84	7.39	7.48	7.86	7.19	7.12	7.23	
		Stride duration (s)	0.429	0.440	0.437	0.438	0.434	0.429	0.445	0.435	
		Stride efficiency (%)	57.58	96.07	85.34	87.39	96.54	80.80	79.25	81.72	
		Stride count	32.95	25.51	27.06	26.74	25.45	27.81	28.08	193.60	

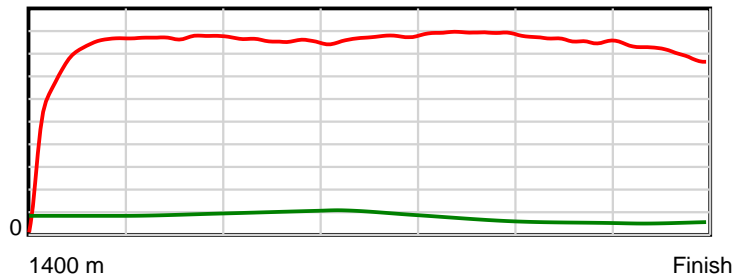
10 m Stride length



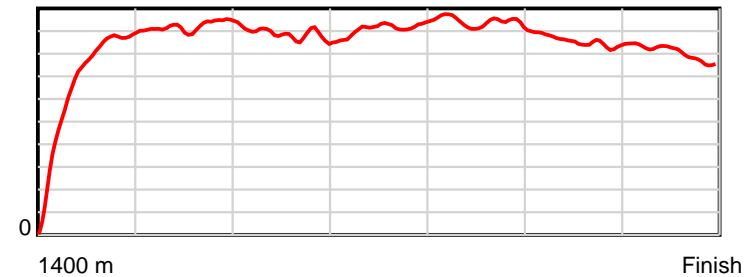
0.6 s Stride duration



20 m/sec Speed



100 % Stride efficiency



Note: Horizontal distance axis grid lines are 200m furlongs.

Disclaimer.

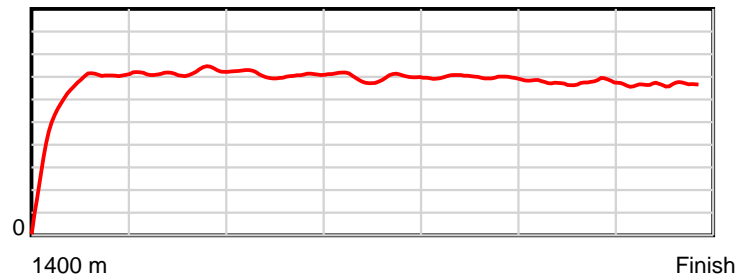
Tasracing Pty Ltd and Thoroughbred Ratings Pty Ltd accepts no responsibility for the completeness or accuracy of any of the information contained herein, and makes no representations about its suitability for any particular purpose. Users should make their own judgements about those matters and/or seek independent advice. You assume all risks associated with use of the data provided on this page.

Race Results

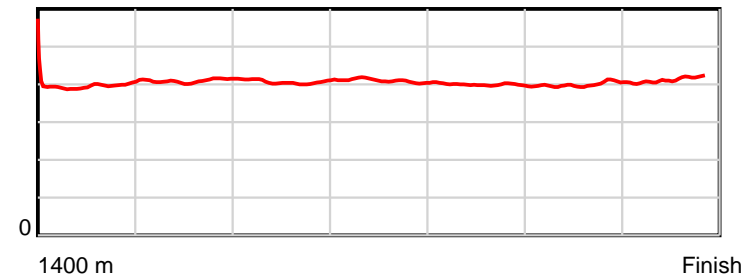
November 19, 2014, Race 1, BM62, Distance 1400m, Mowbray - Offset 5m

Result	TAB no.	Horse (Barrier)	1400 to	1200m to	1000m to	800m to	600m to	400m to	200m to	Total or	Margin
4th	1	Smartie Artie (11)	1200m	1000m	800m	600m	400m	200m	WP	Average	
		Position in running (margin)	-	2(1.8)	4(3.8)	4(5.3)	4(3.7)	4(1.6)	3(4.7)		2.60
		Sectional time (s)	13.97	11.19	11.77	11.81	11.20	11.93	12.49		
		Cumulative time (s)	84.37	70.40	59.21	47.44	35.62	24.42	12.49	1:24.37	
		Speed (m/s)	14.32	17.87	16.99	16.93	17.86	16.76	16.01	16.59	
		Stride length (m)	5.83	7.29	6.91	6.95	7.14	6.68	6.60	6.74	
		Stride duration (s)	0.403	0.408	0.406	0.410	0.400	0.399	0.412	0.406	
		Stride efficiency (%)	53.14	82.94	74.53	75.41	79.73	69.76	68.14	70.98	
		Stride count	34.30	27.45	28.96	28.79	28.00	29.93	30.29	207.72	

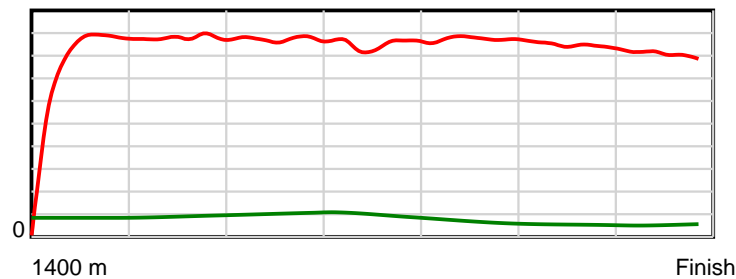
10 m Stride length



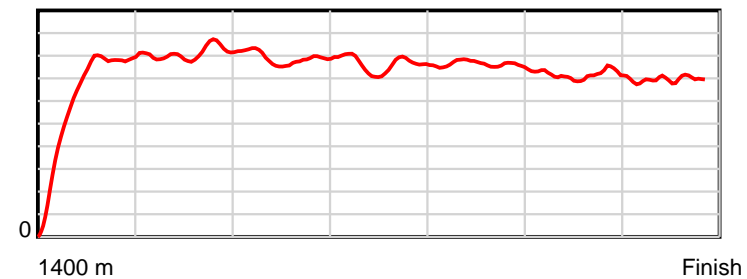
0.6 s Stride duration



20 m/sec Speed



100 % Stride efficiency



Note: Horizontal distance axis grid lines are 200m furlongs.

Disclaimer.

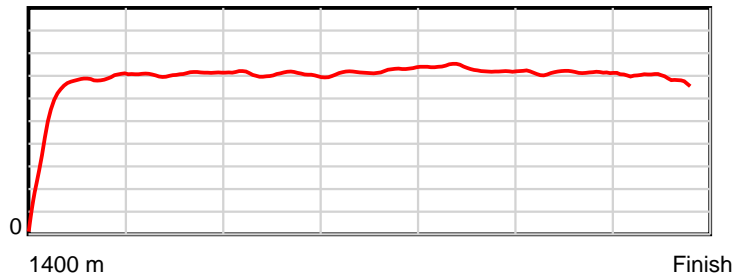
Tasracing Pty Ltd and Thoroughbred Ratings Pty Ltd accepts no responsibility for the completeness or accuracy of any of the information contained herein, and makes no representations about its suitability for any particular purpose. Users should make their own judgements about those matters and/or seek independent advice. You assume all risks associated with use of the data provided on this page.

Race Results

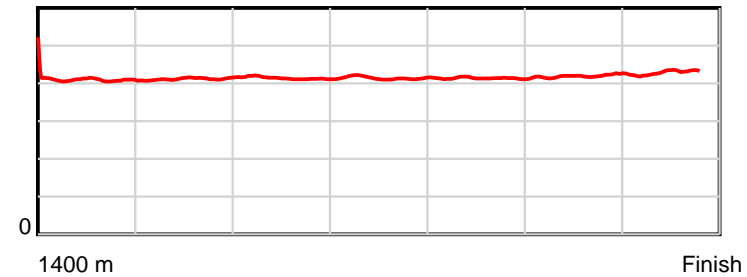
November 19, 2014, Race 1, BM62, Distance 1400m, Mowbray - Offset 5m

Result	TAB no.	Horse (Barrier)	1400 to	1200m to	1000m to	800m to	600m to	400m to	200m to	Total or	Margin
5th	14	Incumblonde (4)	1200m	1000m	800m	600m	400m	200m	WP	Average	
		Position in running (margin)	-	8(4.9)	8(7.3)	8(9.5)	9(8.1)	9(5.1)	9(7.9)		4.00
		Sectional time (s)	14.42	11.27	11.88	11.84	11.06	11.87	12.29		
		Cumulative time (s)	84.63	70.21	58.94	47.06	35.22	24.17	12.29	1:24.62	
		Speed (m/s)	13.87	17.75	16.84	16.89	18.08	16.85	16.27	16.54	
		Stride length (m)	5.79	7.28	6.97	6.99	7.50	7.02	6.94	6.89	
		Stride duration (s)	0.418	0.410	0.414	0.414	0.414	0.417	0.426	0.416	
		Stride efficiency (%)	52.43	82.73	75.96	76.30	87.80	77.01	75.26	74.09	
		Stride count	34.53	27.49	28.69	28.62	26.68	28.49	28.82	203.32	

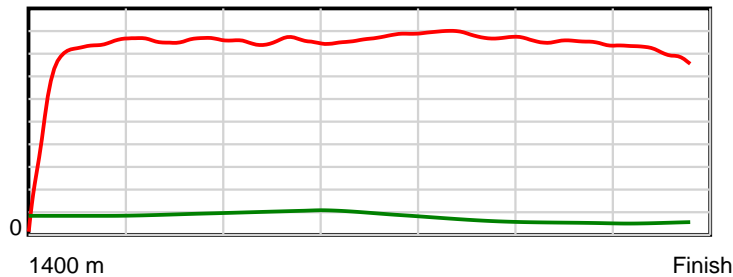
10 m Stride length



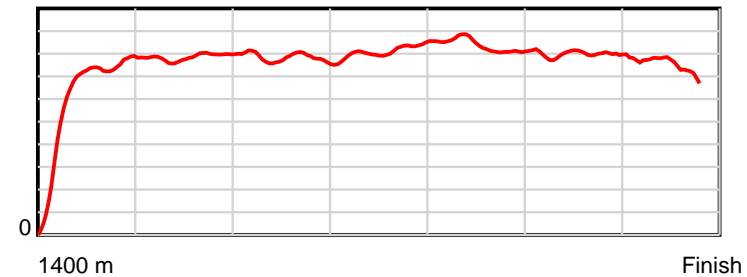
0.6 s Stride duration



20 m/sec Speed



100 % Stride efficiency



Note: Horizontal distance axis grid lines are 200m furlongs.

Disclaimer.

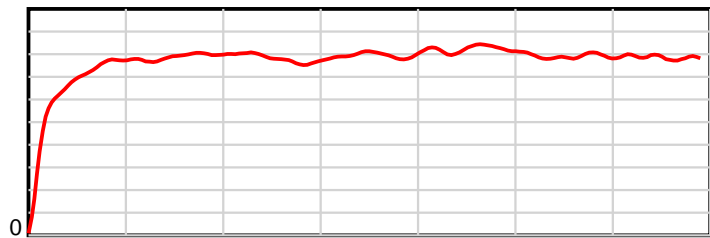
Tasracing Pty Ltd and Thoroughbred Ratings Pty Ltd accepts no responsibility for the completeness or accuracy of any of the information contained herein, and makes no representations about its suitability for any particular purpose. Users should make their own judgements about those matters and/or seek independent advice. You assume all risks associated with use of the data provided on this page.

Race Results

November 19, 2014, Race 1, BM62, Distance 1400m, Mowbray - Offset 5m

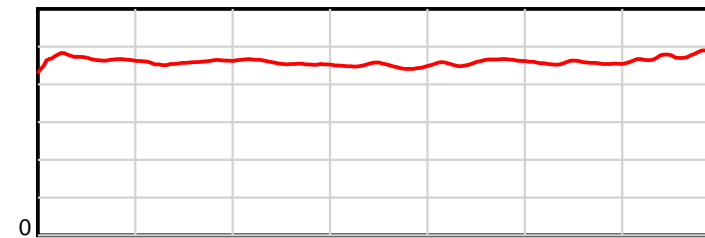
Result	TAB no.	Horse (Barrier)	1400 to	1200m to	1000m to	800m to	600m to	400m to	200m to	Total or	Margin
6th	3	Simon Said Let... (7)	1200m	1000m	800m	600m	400m	200m	WP	Average	
		Position in running (margin)	-	12(7.8)	12(11.4)	12(13.3)	11(9.5)	12(6.2)	10(8.4)		4.00
		Sectional time (s)	15.08	11.47	11.83	11.46	11.00	11.77	12.02		
		Cumulative time (s)	84.63	69.55	58.08	46.25	34.79	23.79	12.02	1:24.62	
		Speed (m/s)	13.27	17.44	16.91	17.45	18.18	16.99	16.64	16.54	
		Stride length (m)	6.17	7.99	7.74	7.82	8.36	7.74	7.91	7.61	
		Stride duration (s)	0.460	0.458	0.458	0.448	0.460	0.456	0.475	0.460	
		Stride efficiency (%)	59.47	99.70	93.66	95.60	109.20	93.56	97.87	90.56	
		Stride count	32.42	25.04	25.83	25.57	23.92	25.85	25.27	183.90	

10 m Stride length



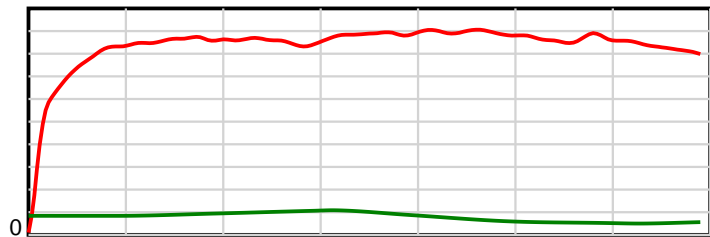
1400 m Finish

0.6 s Stride duration



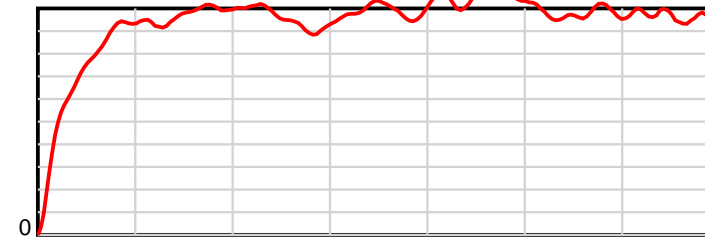
1400 m Finish

20 m/sec Speed



1400 m Finish

100 % Stride efficiency



1400 m Finish

Note: Horizontal distance axis grid lines are 200m furlongs.

Disclaimer.

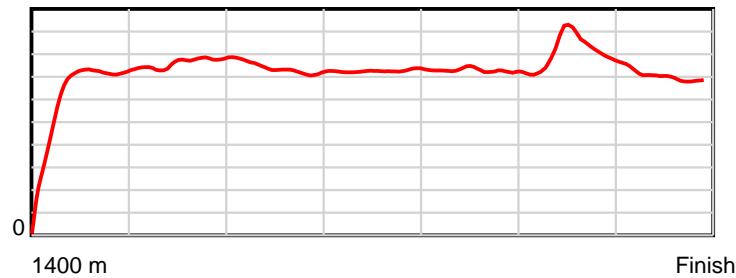
Tasracing Pty Ltd and Thoroughbred Ratings Pty Ltd accepts no responsibility for the completeness or accuracy of any of the information contained herein, and makes no representations about its suitability for any particular purpose. Users should make their own judgements about those matters and/or seek independent advice. You assume all risks associated with use of the data provided on this page.

Race Results

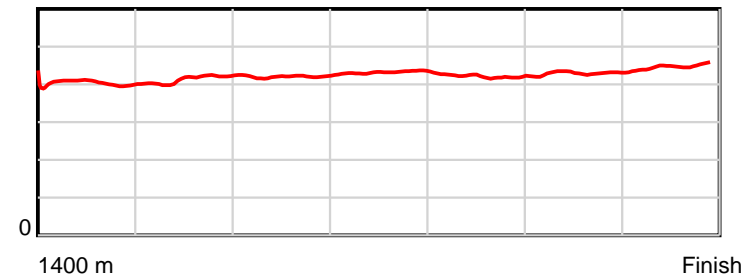
November 19, 2014, Race 1, BM62, Distance 1400m, Mowbray - Offset 5m

Result	TAB no.	Horse (Barrier)	1400 to	1200m to	1000m to	800m to	600m to	400m to	200m to	Total or	Margin
7th	7	Fairly French (12)	1200m	1000m	800m	600m	400m	200m	WP	Average	
		Position in running (margin)	-	4(2.8)	2(0.2)	2(0.1)	2(0.6)	2(0.1)	1(0.0)		5.30
		Sectional time (s)	14.27	10.43	11.49	12.17	11.45	11.41	13.63		
		Cumulative time (s)	84.86	70.59	60.15	48.66	36.49	25.03	13.63	1:24.86	
		Speed (m/s)	14.01	19.18	17.41	16.43	17.47	17.53	14.67	16.50	
		Stride length (m)	5.67	7.83	7.31	7.06	7.41	7.47	6.55	6.97	
		Stride duration (s)	0.402	0.409	0.420	0.430	0.424	0.426	0.446	0.423	
		Stride efficiency (%)	50.21	95.88	83.53	77.92	85.72	87.21	67.04	75.97	
		Stride count	35.28	25.53	27.36	28.32	27.00	26.77	30.53	200.79	

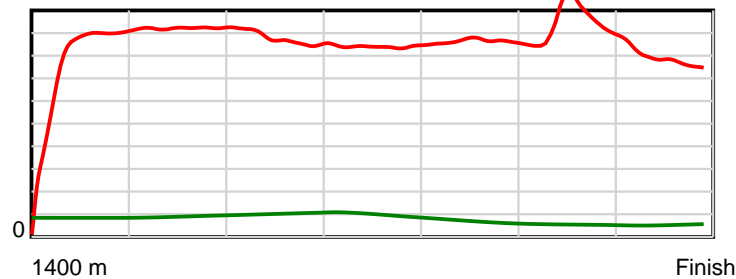
10 m Stride length



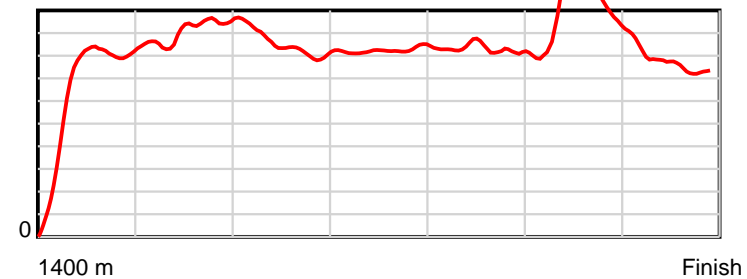
0.6 s Stride duration



20 m/sec Speed



100 % Stride efficiency



Note: Horizontal distance axis grid lines are 200m furlongs.

Disclaimer.

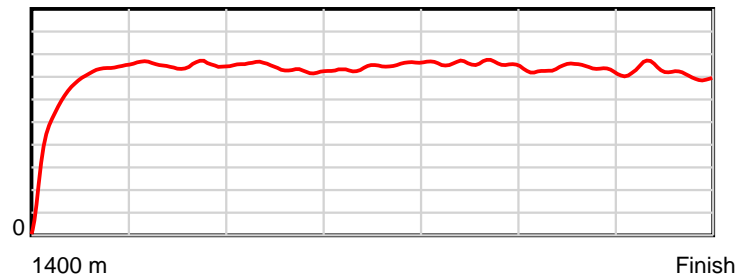
Tasracing Pty Ltd and Thoroughbred Ratings Pty Ltd accepts no responsibility for the completeness or accuracy of any of the information contained herein, and makes no representations about its suitability for any particular purpose. Users should make their own judgements about those matters and/or seek independent advice. You assume all risks associated with use of the data provided on this page.

Race Results

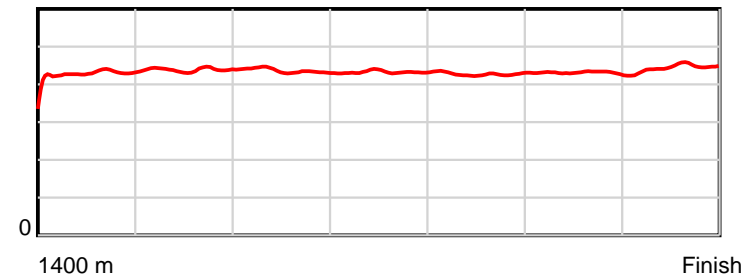
November 19, 2014, Race 1, BM62, Distance 1400m, Mowbray - Offset 5m

Result	TAB no.	Horse (Barrier)	1400 to	1200m to	1000m to	800m to	600m to	400m to	200m to	Total or	Margin
8th	4	Master Alfred (6)	1200m	1000m	800m	600m	400m	200m	WP	Average	
		Position in running (margin)	-	7(4.0)	10(8.4)	10(10.7)	8(7.1)	8(4.8)	8(7.3)		5.40
		Sectional time (s)	14.48	11.60	11.89	11.48	11.17	11.83	12.44		
		Cumulative time (s)	84.88	70.40	58.80	46.91	35.43	24.26	12.44	1:24.87	
		Speed (m/s)	13.81	17.24	16.82	17.42	17.91	16.91	16.08	16.49	
		Stride length (m)	5.89	7.56	7.33	7.53	7.65	7.28	7.14	7.15	
		Stride duration (s)	0.419	0.438	0.436	0.432	0.427	0.430	0.444	0.433	
		Stride efficiency (%)	54.16	89.21	84.04	88.64	91.51	82.79	79.77	79.83	
		Stride count	33.97	26.47	27.27	26.56	26.13	27.48	27.99	195.87	

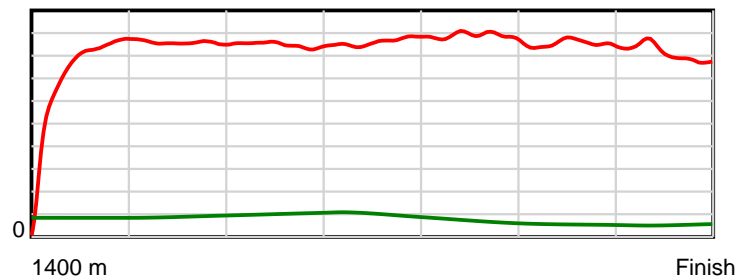
10 m Stride length



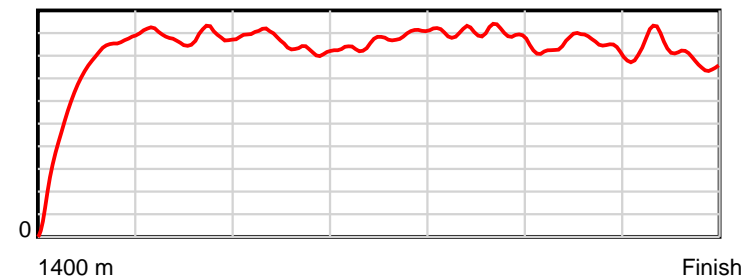
0.6 s Stride duration



20 m/sec Speed



100 % Stride efficiency



Note: Horizontal distance axis grid lines are 200m furlongs.

Disclaimer.

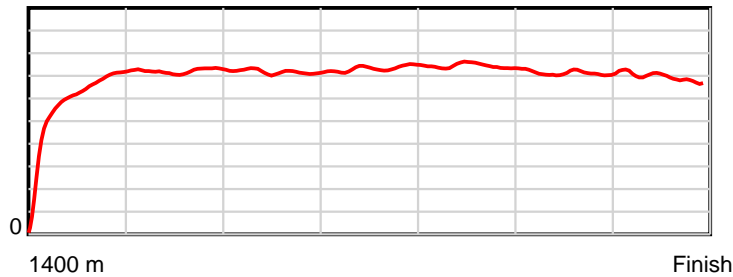
Tasracing Pty Ltd and Thoroughbred Ratings Pty Ltd accepts no responsibility for the completeness or accuracy of any of the information contained herein, and makes no representations about its suitability for any particular purpose. Users should make their own judgements about those matters and/or seek independent advice. You assume all risks associated with use of the data provided on this page.

Race Results

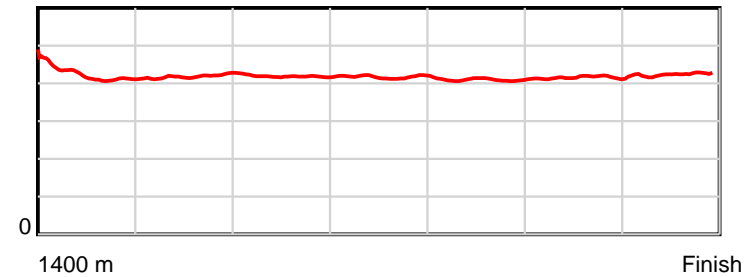
November 19, 2014, Race 1, BM62, Distance 1400m, Mowbray - Offset 5m

Result	TAB no.	Horse (Barrier)	1400 to	1200m to	1000m to	800m to	600m to	400m to	200m to	Total or	Margin
9th	11	Evil Intent (10)	1200m	1000m	800m	600m	400m	200m	WP	Average	
		Position in running (margin)	-	14(8.8)	14(12.6)	14(14.5)	13(11.8)	13(7.4)	12(10.5)		5.50
		Sectional time (s)	14.95	11.51	11.83	11.62	10.82	11.92	12.24		
		Cumulative time (s)	84.90	69.95	58.44	46.61	34.99	24.17	12.24	1:24.90	
		Speed (m/s)	13.38	17.38	16.91	17.21	18.48	16.78	16.34	16.49	
		Stride length (m)	5.74	7.24	7.08	7.20	7.55	6.94	6.94	6.91	
		Stride duration (s)	0.427	0.417	0.419	0.418	0.408	0.414	0.425	0.419	
		Stride efficiency (%)	51.42	81.92	78.29	80.90	89.02	75.33	75.35	74.57	
		Stride count	34.87	27.62	28.26	27.80	26.50	28.81	28.80	202.66	

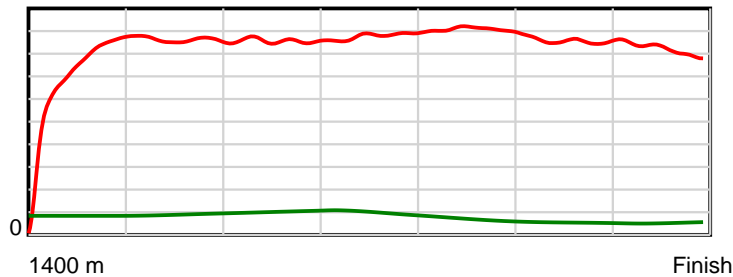
10 m Stride length



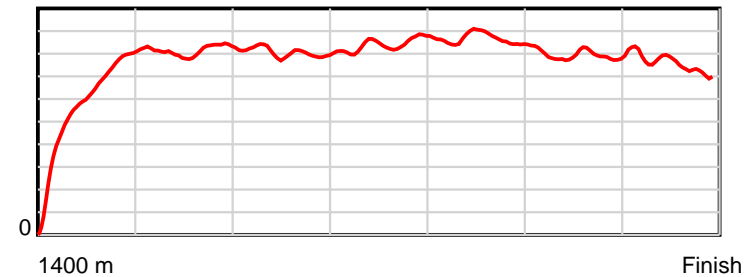
0.6 s Stride duration



20 m/sec Speed



100 % Stride efficiency



Note: Horizontal distance axis grid lines are 200m furlongs.

Disclaimer.

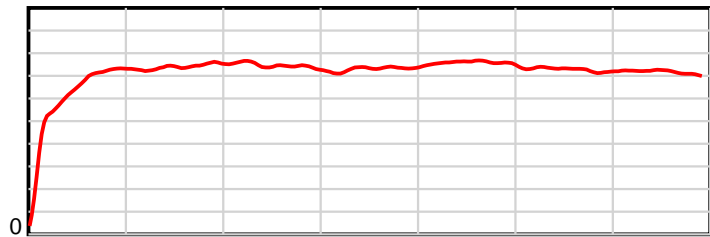
Tasracing Pty Ltd and Thoroughbred Ratings Pty Ltd accepts no responsibility for the completeness or accuracy of any of the information contained herein, and makes no representations about its suitability for any particular purpose. Users should make their own judgements about those matters and/or seek independent advice. You assume all risks associated with use of the data provided on this page.

Race Results

November 19, 2014, Race 1, BM62, Distance 1400m, Mowbray - Offset 5m

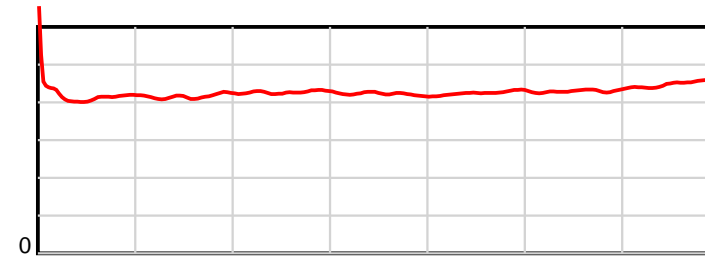
Result	TAB no.	Horse (Barrier)	1400 to	1200m to	1000m to	800m to	600m to	400m to	200m to	Total or	Margin
10th	15	Diocese (5)	1200m	1000m	800m	600m	400m	200m	WP	Average	
		Position in running (margin)	-	10(5.4)	7(7.1)	6(8.2)	7(6.6)	6(3.6)	6(7.1)		0.00
		Sectional time (s)	13.57	11.14	11.71	11.81	11.04	12.00	12.62		
		Cumulative time (s)	83.90	70.33	59.18	47.48	35.66	24.63	12.62	1:23.90	
		Speed (m/s)	14.74	17.95	17.08	16.93	18.12	16.67	15.85	16.69	
		Stride length (m)	6.12	7.46	7.29	7.14	7.71	7.15	7.11	7.11	
		Stride duration (s)	0.440	0.416	0.427	0.422	0.426	0.429	0.449	0.426	
		Stride efficiency (%)	58.60	87.01	83.04	79.74	92.90	79.85	78.93	78.95	
		Stride count	32.66	26.80	27.44	28.00	25.94	27.98	28.14	196.96	

10 m Stride length



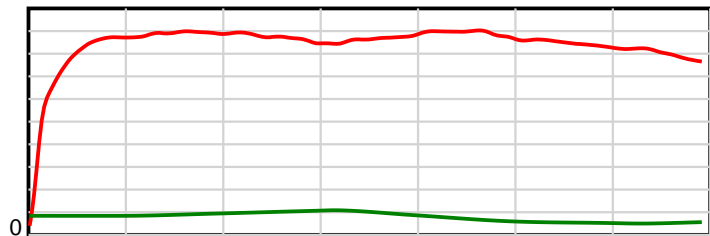
1400 m Finish

0.6 s Stride duration



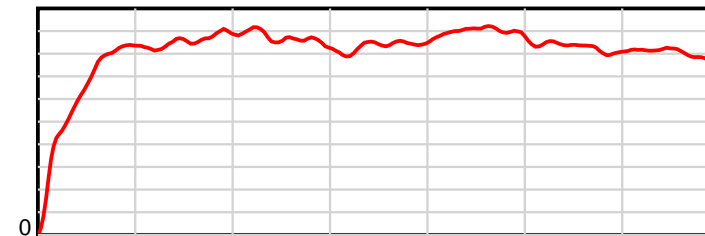
1400 m Finish

20 m/sec Speed



1400 m Finish

100 % Stride efficiency



1400 m Finish

Note: Horizontal distance axis grid lines are 200m furlongs.

Disclaimer.

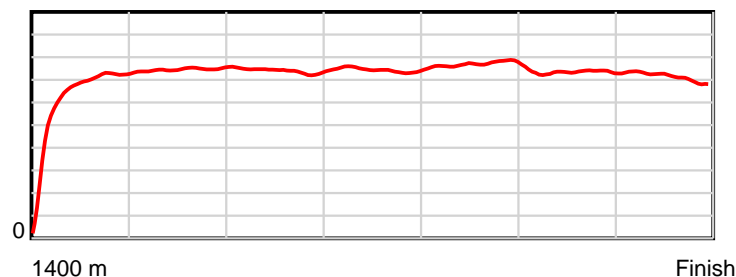
Tasracing Pty Ltd and Thoroughbred Ratings Pty Ltd accepts no responsibility for the completeness or accuracy of any of the information contained herein, and makes no representations about its suitability for any particular purpose. Users should make their own judgements about those matters and/or seek independent advice. You assume all risks associated with use of the data provided on this page.

Race Results

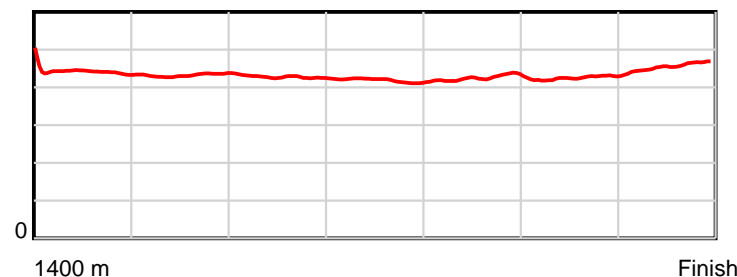
November 19, 2014, Race 1, BM62, Distance 1400m, Mowbray - Offset 5m

Result	TAB no.	Horse (Barrier)	1400 to	1200m to	1000m to	800m to	600m to	400m to	200m to	Total or	Margin
11th	8	Kirkson (9)	1200m	1000m	800m	600m	400m	200m	WP	Average	
		Position in running (margin)	-	11(7.3)	11(10.5)	11(12.0)	12(9.5)	11(5.7)	11(8.5)		7.80
		Sectional time (s)	14.92	11.40	11.77	11.67	10.91	11.87	12.79		
		Cumulative time (s)	85.33	70.41	59.01	47.24	35.57	24.66	12.79	1:25.33	
		Speed (m/s)	13.41	17.54	16.99	17.14	18.33	16.85	15.64	16.41	
		Stride length (m)	6.10	7.58	7.28	7.18	7.79	7.15	7.14	7.14	
		Stride duration (s)	0.450	0.432	0.428	0.419	0.425	0.425	0.456	0.435	
		Stride efficiency (%)	58.06	89.84	82.85	80.55	94.83	79.93	79.59	79.58	
		Stride count	32.81	26.38	27.47	27.86	25.67	27.97	28.02	196.18	

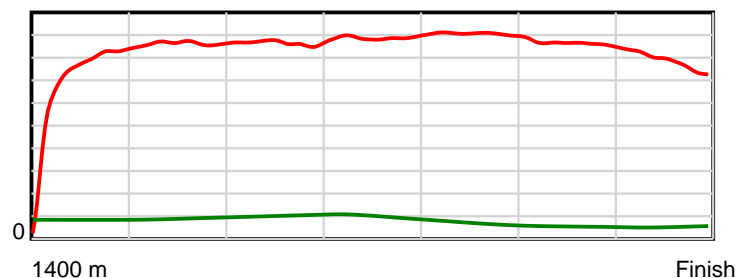
10 m Stride length



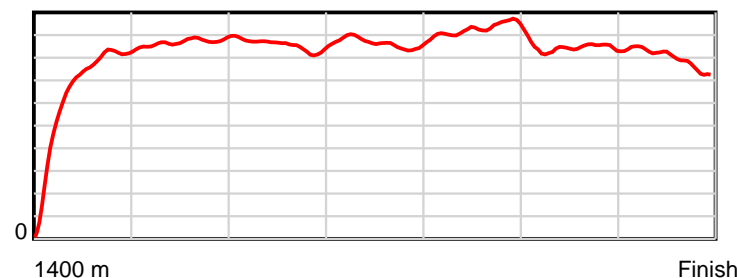
0.6 s Stride duration



20 m/sec Speed



100 % Stride efficiency



Note: Horizontal distance axis grid lines are 200m furlongs.

Disclaimer.

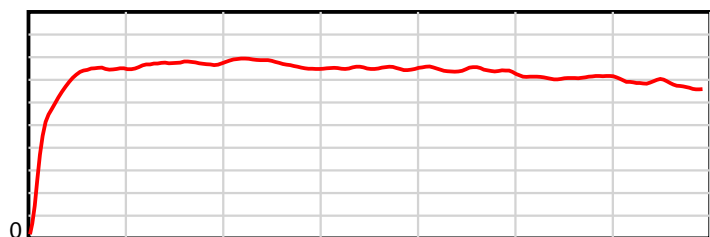
Tasracing Pty Ltd and Thoroughbred Ratings Pty Ltd accepts no responsibility for the completeness or accuracy of any of the information contained herein, and makes no representations about its suitability for any particular purpose. Users should make their own judgements about those matters and/or seek independent advice. You assume all risks associated with use of the data provided on this page.

Race Results

November 19, 2014, Race 1, BM62, Distance 1400m, Mowbray - Offset 5m

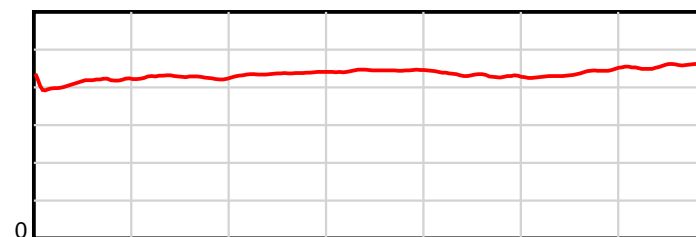
Result	TAB no.	Horse (Barrier)	1400 to	1200m to	1000m to	800m to	600m to	400m to	200m to	Total or	Margin
12th	13	Josies Gee Gee (2)	1200m	1000m	800m	600m	400m	200m	WP	Average	
		Position in running (margin)	-	1(0.0)	1(0.0)	1(0.0)	1(0.0)	1(0.0)	5(6.7)		9.80
		Sectional time (s)	13.67	10.87	11.52	12.08	11.55	12.53	13.49		
		Cumulative time (s)	85.70	72.03	61.16	49.65	37.57	26.02	13.49	1:25.70	
		Speed (m/s)	14.63	18.40	17.36	16.56	17.32	15.96	14.83	16.34	
		Stride length (m)	6.08	7.84	7.57	7.35	7.50	6.96	6.80	7.11	
		Stride duration (s)	0.412	0.426	0.436	0.444	0.433	0.436	0.459	0.435	
		Stride efficiency (%)	57.84	95.95	89.63	84.51	87.87	75.70	72.29	79.07	
		Stride count	32.87	25.52	26.41	27.20	26.67	28.74	29.40	196.81	

10 m Stride length



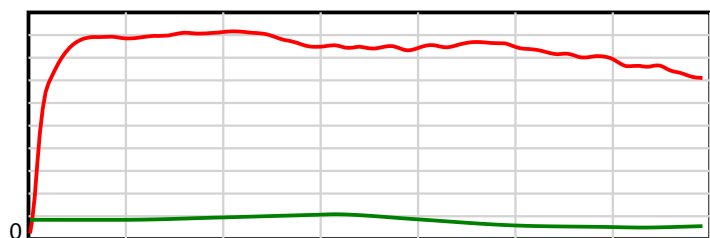
1400 m Finish

0.6 s Stride duration



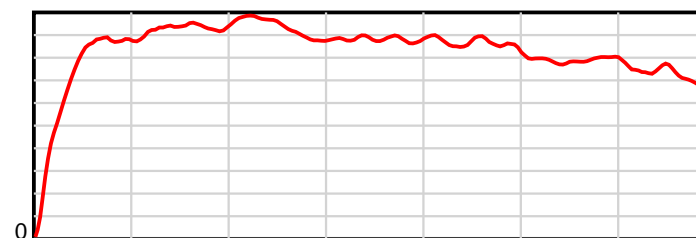
1400 m Finish

20 m/sec Speed



1400 m Finish

100 % Stride efficiency



1400 m Finish

Note: Horizontal distance axis grid lines are 200m furlongs.

Disclaimer.

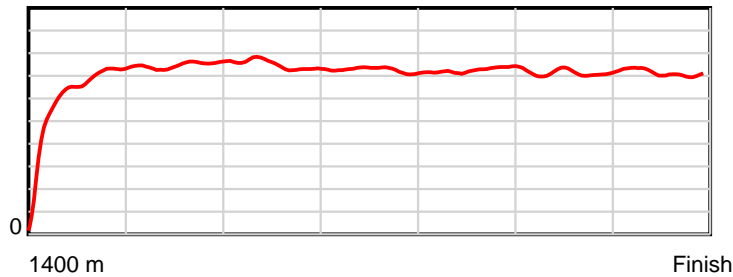
Tasracing Pty Ltd and Thoroughbred Ratings Pty Ltd accepts no responsibility for the completeness or accuracy of any of the information contained herein, and makes no representations about its suitability for any particular purpose. Users should make their own judgements about those matters and/or seek independent advice. You assume all risks associated with use of the data provided on this page.

Race Results

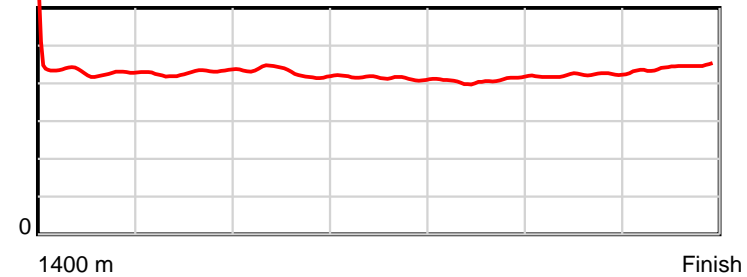
November 19, 2014, Race 1, BM62, Distance 1400m, Mowbray - Offset 5m

Result	TAB no.	Horse (Barrier)	1400 to	1200m to	1000m to	800m to	600m to	400m to	200m to	Total or	Margin
13th	6	Player One (14)	1200m	1000m	800m	600m	400m	200m	WP	Average	
		Position in running (margin)	-	13(8.7)	13(12.0)	13(13.8)	14(11.8)	14(8.6)	14(11.7)		9.90
		Sectional time (s)	15.32	11.41	11.81	11.75	11.01	11.93	12.48		
		Cumulative time (s)	85.72	70.40	58.99	47.18	35.43	24.42	12.48	1:25.72	
		Speed (m/s)	13.06	17.53	16.93	17.02	18.17	16.76	16.03	16.33	
		Stride length (m)	6.02	7.50	7.28	7.05	7.41	7.07	7.10	7.03	
		Stride duration (s)	0.452	0.428	0.430	0.415	0.408	0.422	0.443	0.430	
		Stride efficiency (%)	56.59	88.00	82.74	77.76	85.69	78.09	78.76	77.19	
		Stride count	33.23	26.65	27.49	28.35	27.01	28.29	28.17	199.19	

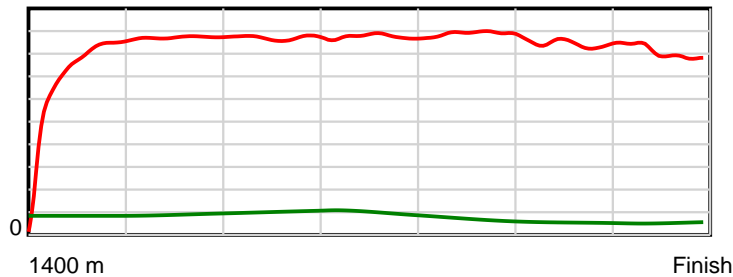
10 m Stride length



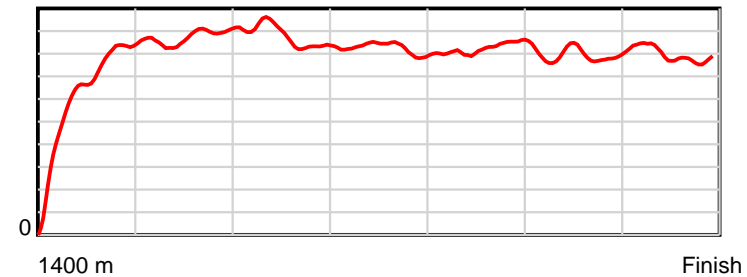
0.6 s Stride duration



20 m/sec Speed



100 % Stride efficiency



Note: Horizontal distance axis grid lines are 200m furlongs.

Disclaimer.

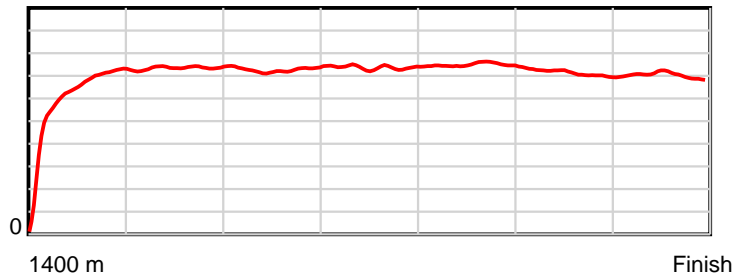
Tasracing Pty Ltd and Thoroughbred Ratings Pty Ltd accepts no responsibility for the completeness or accuracy of any of the information contained herein, and makes no representations about its suitability for any particular purpose. Users should make their own judgements about those matters and/or seek independent advice. You assume all risks associated with use of the data provided on this page.

Race Results

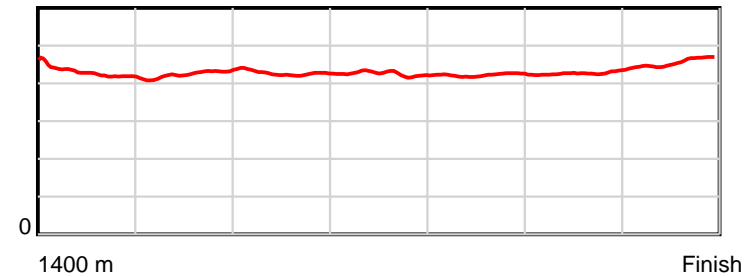
November 19, 2014, Race 1, BM62, Distance 1400m, Mowbray - Offset 5m

Result	TAB no.	Horse (Barrier)	1400 to	1200m to	1000m to	800m to	600m to	400m to	200m to	Total or	Margin
14th	10	Seven Mile Kin... (13)	1200m	1000m	800m	600m	400m	200m	WP	Average	
		Position in running (margin)	-	9(5.4)	9(8.4)	9(10.6)	10(8.5)	10(5.1)	13(10.7)		10.00
		Sectional time (s)	14.60	11.35	11.90	11.73	10.99	12.34	12.84		
		Cumulative time (s)	85.74	71.14	59.78	47.89	36.17	25.18	12.84	1:25.73	
		Speed (m/s)	13.70	17.62	16.81	17.05	18.20	16.21	15.58	16.33	
		Stride length (m)	5.98	7.45	7.18	7.25	7.68	6.91	7.11	7.04	
		Stride duration (s)	0.433	0.423	0.427	0.425	0.422	0.426	0.456	0.431	
		Stride efficiency (%)	55.88	86.73	80.57	82.16	92.27	74.71	78.96	77.49	
		Stride count	33.44	26.85	27.85	27.58	26.03	28.92	28.14	198.81	

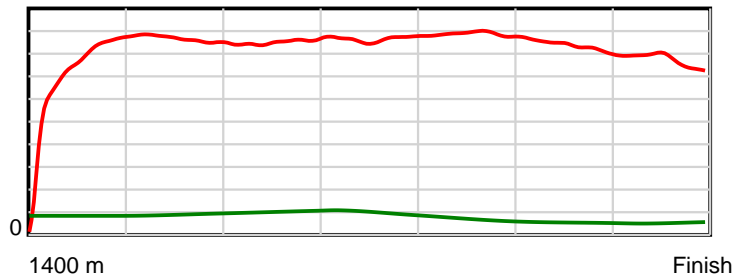
10 m Stride length



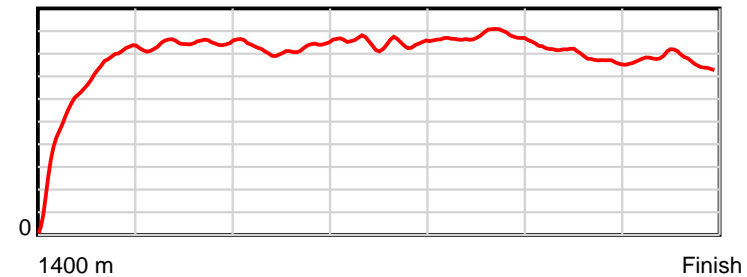
0.6 s Stride duration



20 m/sec Speed



100 % Stride efficiency



Note: Horizontal distance axis grid lines are 200m furlongs.

Disclaimer.

Tasracing Pty Ltd and Thoroughbred Ratings Pty Ltd accepts no responsibility for the completeness or accuracy of any of the information contained herein, and makes no representations about its suitability for any particular purpose. Users should make their own judgements about those matters and/or seek independent advice. You assume all risks associated with use of the data provided on this page.