



## Race Results

Tasmanian Turf Club, Launceston, November 19, 2014

Compilation date: November 20, 2014, 6:20:39 PM (EST)

Copyright © 2014 Tasracing Pty Ltd. All rights reserved.

### Trademarks.

StrideMASTER is a registered trademark of Thoroughbred Ratings Pty Ltd.

### Disclaimer.

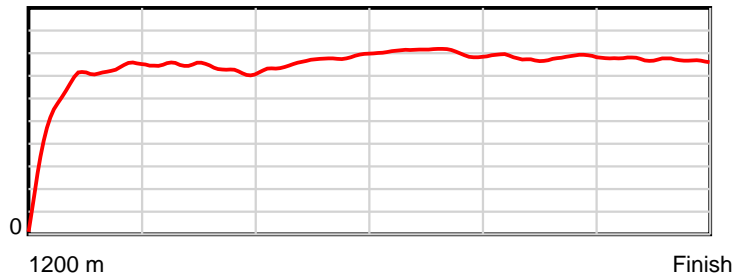
Tasracing Pty Ltd and Thoroughbred Ratings Pty Ltd accepts no responsibility for the completeness or accuracy of any of the information contained herein, and makes no representations about its suitability for any particular purpose. Users should make their own judgements about those matters and/or seek independent advice. You assume all risks associated with use of the data provided on this page.

# Race Results

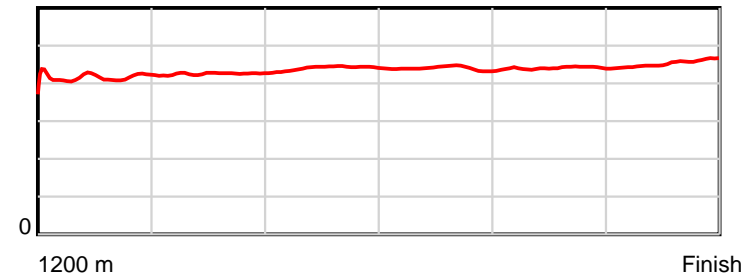
November 19, 2014, Race 3, BM62, Distance 1200m, Mowbray - Offset 5m

Result	TAB no.	Horse (Barrier)	1200 to	1000m to	800m to	600m to	400m to	200m to	Total or	Margin
1st	4	He's Applz (1)	1000m	800m	600m	400m	200m	WP	Average	
		Position in running (margin)	-	1(0.0)	2(0.6)	2(1.0)	2(0.6)	1(0.0)		0.00
		Sectional time (s)	13.19	11.60	11.66	11.02	11.50	11.99		
		Cumulative time (s)	70.96	57.77	46.17	34.51	23.49	11.99	1:10.95	
		Speed (m/s)	15.16	17.24	17.15	18.15	17.39	16.68	16.91	
		Stride length (m)	6.36	7.31	7.56	7.98	7.65	7.58	7.37	
		Stride duration (s)	0.419	0.424	0.441	0.440	0.440	0.454	0.436	
		Stride efficiency (%)	63.20	83.52	89.22	99.47	91.56	89.76	84.83	
		Stride count	31.45	27.36	26.47	25.07	26.13	26.39	162.87	

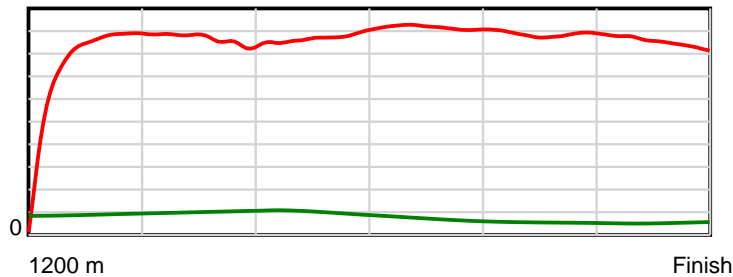
10 m Stride length



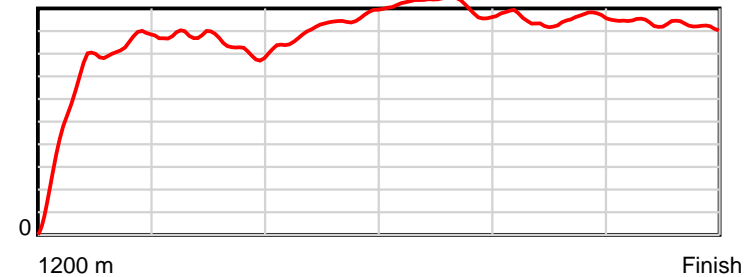
0.6 s Stride duration



20 m/sec Speed



100 % Stride efficiency



Note: Horizontal distance axis grid lines are 200m furlongs.

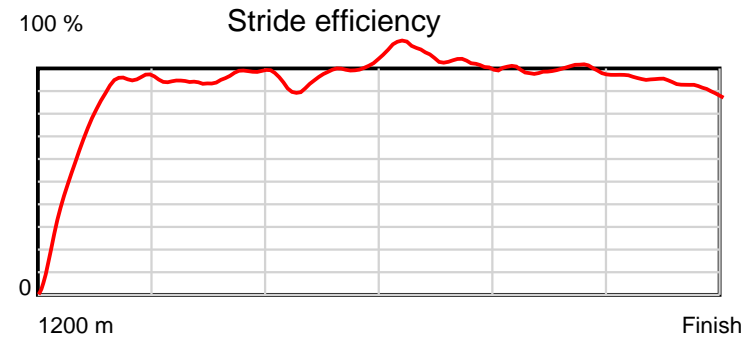
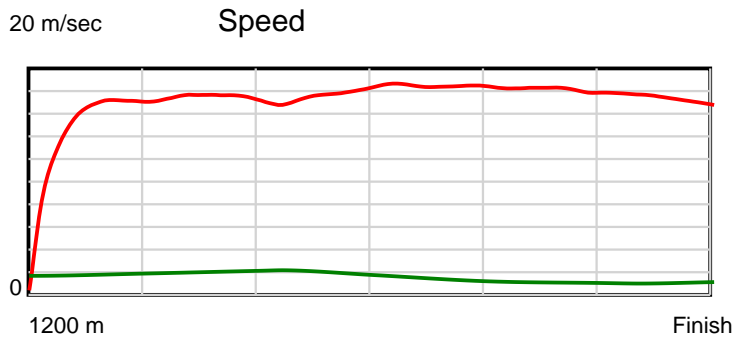
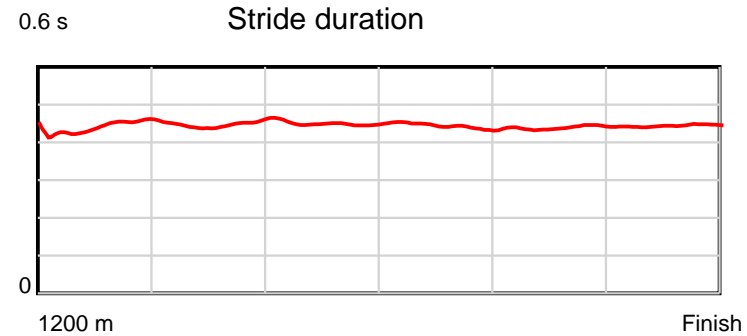
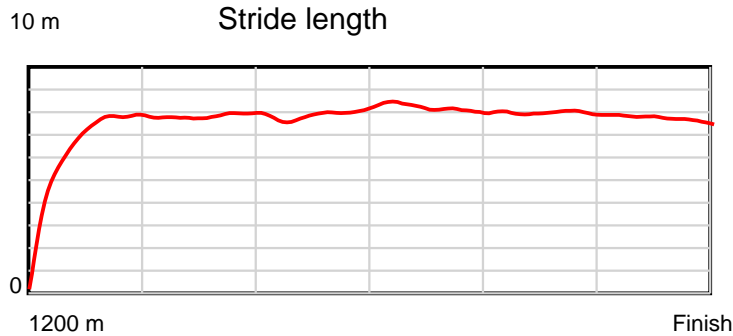
## Disclaimer.

Tasracing Pty Ltd and Thoroughbred Ratings Pty Ltd accepts no responsibility for the completeness or accuracy of any of the information contained herein, and makes no representations about its suitability for any particular purpose. Users should make their own judgements about those matters and/or seek independent advice. You assume all risks associated with use of the data provided on this page.

# Race Results

November 19, 2014, Race 3, BM62, Distance 1200m, Mowbray - Offset 5m

Result	TAB no.	Horse (Barrier)	1200 to	1000m to	800m to	600m to	400m to	200m to	Total or	Margin
2nd	1	<b>Aventador (7)</b>	<b>1000m</b>	<b>800m</b>	<b>600m</b>	<b>400m</b>	<b>200m</b>	<b>WP</b>	<b>Average</b>	
		Position in running (margin)	-	8(2.8)	9(3.6)	7(4.1)	7(3.7)	6(1.7)		0.80
		Sectional time (s)	13.76	11.62	11.69	11.01	11.27	11.76		
		Cumulative time (s)	71.10	57.34	45.72	34.03	23.02	11.76	1:11.09	
		Speed (m/s)	14.53	17.21	17.11	18.17	17.75	17.01	16.88	
		Stride length (m)	6.24	7.71	7.69	8.03	7.80	7.56	7.45	
		Stride duration (s)	0.437	0.448	0.449	0.442	0.439	0.444	0.441	
		Stride efficiency (%)	60.76	92.84	92.45	100.73	94.96	89.30	86.76	
		Stride count	32.07	25.95	26.00	24.91	25.66	26.46	161.05	



Note: Horizontal distance axis grid lines are 200m furlongs.

**Disclaimer.**

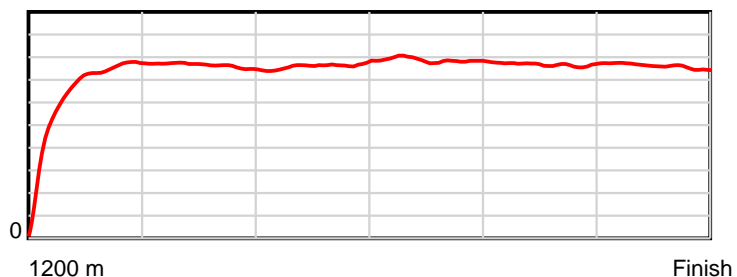
Tasracing Pty Ltd and Thoroughbred Ratings Pty Ltd accepts no responsibility for the completeness or accuracy of any of the information contained herein, and makes no representations about its suitability for any particular purpose. Users should make their own judgements about those matters and/or seek independent advice. You assume all risks associated with use of the data provided on this page.

# Race Results

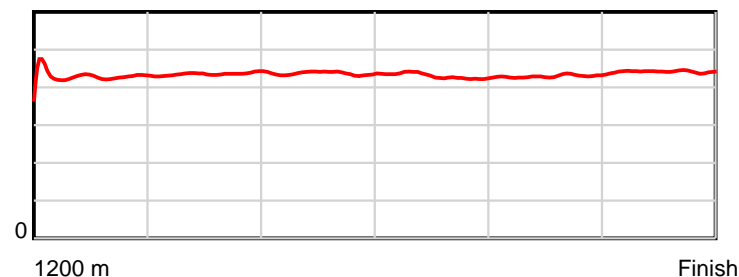
November 19, 2014, Race 3, BM62, Distance 1200m, Mowbray - Offset 5m

Result	TAB no.	Horse (Barrier)	1200 to	1000m to	800m to	600m to	400m to	200m to	Total or	Margin
3rd	6	<b>Mygreyhorse (10)</b>	<b>1000m</b>	<b>800m</b>	<b>600m</b>	<b>400m</b>	<b>200m</b>	<b>WP</b>	<b>Average</b>	
		Position in running (margin)	-	4(0.7)	6(2.4)	4(2.3)	4(1.6)	2(0.5)		0.90
		Sectional time (s)	13.55	11.79	11.57	10.97	11.41	11.83		
		Cumulative time (s)	71.12	57.57	45.78	34.21	23.24	11.83	1:11.12	
		Speed (m/s)	14.76	16.96	17.29	18.23	17.53	16.91	16.87	
		Stride length (m)	6.29	7.39	7.53	7.80	7.53	7.46	7.30	
		Stride duration (s)	0.431	0.436	0.436	0.428	0.430	0.441	0.433	
		Stride efficiency (%)	61.85	85.41	88.65	95.16	88.65	87.01	83.29	
		Stride count	31.79	27.05	26.55	25.63	26.55	26.80	164.37	

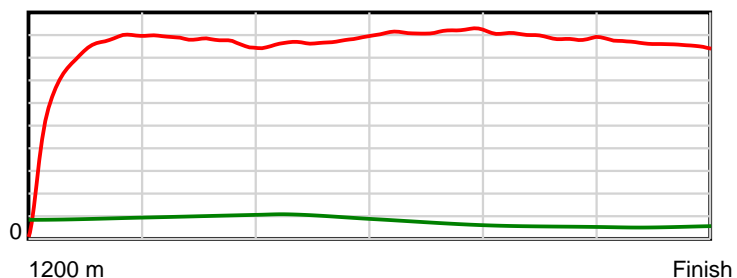
10 m Stride length



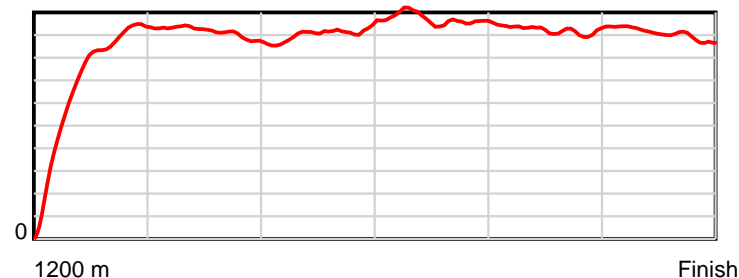
0.6 s Stride duration



20 m/sec Speed



100 % Stride efficiency



Note: Horizontal distance axis grid lines are 200m furlongs.

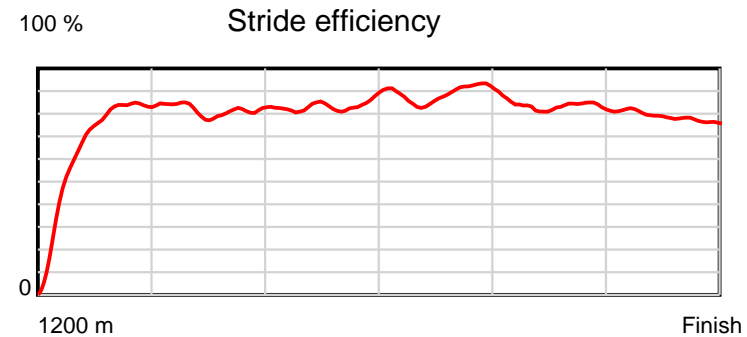
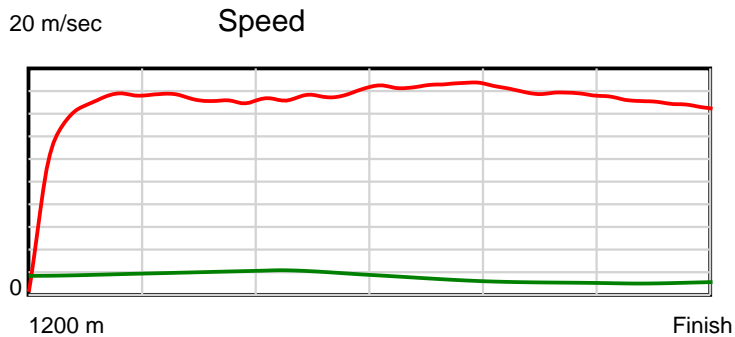
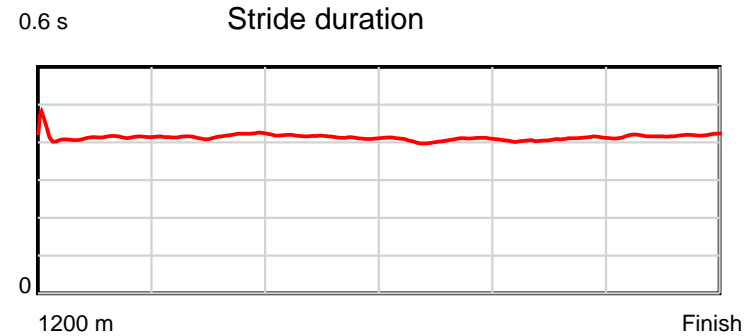
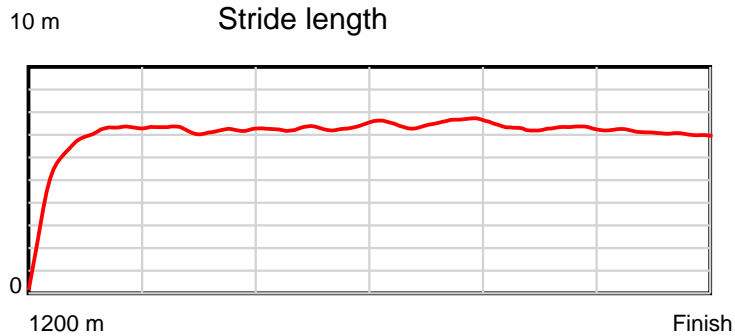
## Disclaimer.

Tasracing Pty Ltd and Thoroughbred Ratings Pty Ltd accepts no responsibility for the completeness or accuracy of any of the information contained herein, and makes no representations about its suitability for any particular purpose. Users should make their own judgements about those matters and/or seek independent advice. You assume all risks associated with use of the data provided on this page.

# Race Results

November 19, 2014, Race 3, BM62, Distance 1200m, Mowbray - Offset 5m

Result	TAB no.	Horse (Barrier)	1200 to	1000m to	800m to	600m to	400m to	200m to	Total or	Margin
4th	2	<b>Bel Ombre (4)</b>	<b>1000m</b>	<b>800m</b>	<b>600m</b>	<b>400m</b>	<b>200m</b>	<b>WP</b>	<b>Average</b>	
		Position in running (margin)	-	3(0.4)	3(1.6)	3(1.8)	3(0.7)	4(0.6)		1.10
		Sectional time (s)	13.35	11.72	11.63	10.89	11.59	11.98		
		Cumulative time (s)	71.16	57.81	46.09	34.47	23.57	11.98	1:11.15	
		Speed (m/s)	14.99	17.06	17.20	18.37	17.26	16.69	16.86	
		Stride length (m)	6.03	7.12	7.12	7.46	7.03	7.00	6.93	
		Stride duration (s)	0.409	0.417	0.414	0.406	0.407	0.419	0.411	
		Stride efficiency (%)	56.86	79.23	79.20	86.98	77.25	76.50	75.02	
		Stride count	33.16	28.09	28.09	26.81	28.45	28.59	173.19	



Note: Horizontal distance axis grid lines are 200m furlongs.

**Disclaimer.**

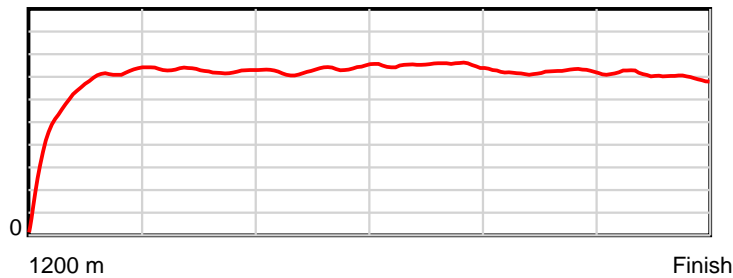
Tasracing Pty Ltd and Thoroughbred Ratings Pty Ltd accepts no responsibility for the completeness or accuracy of any of the information contained herein, and makes no representations about its suitability for any particular purpose. Users should make their own judgements about those matters and/or seek independent advice. You assume all risks associated with use of the data provided on this page.

# Race Results

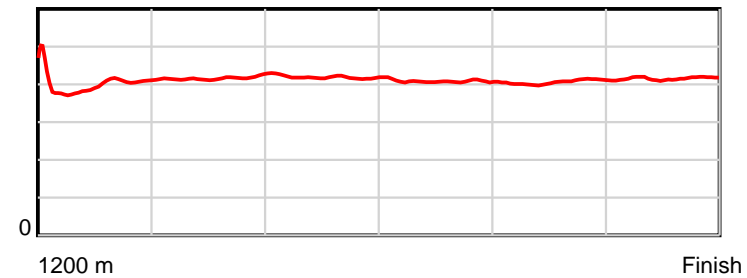
November 19, 2014, Race 3, BM62, Distance 1200m, Mowbray - Offset 5m

Result	TAB no.	Horse (Barrier)	1200 to	1000m to	800m to	600m to	400m to	200m to	Total or	Margin
5th	7	Miss Eye Candy (2)	1000m	800m	600m	400m	200m	WP	Average	
		Position in running (margin)	-	5(0.8)	5(1.9)	5(2.9)	5(2.5)	5(0.8)		1.30
		Sectional time (s)	13.41	11.68	11.76	11.01	11.32	12.00		
		Cumulative time (s)	71.19	57.78	46.10	34.34	23.32	12.00	1:11.18	
		Speed (m/s)	14.91	17.12	17.01	18.17	17.67	16.67	16.86	
		Stride length (m)	5.83	7.14	7.12	7.37	7.17	6.93	6.88	
		Stride duration (s)	0.404	0.417	0.419	0.406	0.406	0.416	0.408	
		Stride efficiency (%)	53.03	79.67	79.23	84.98	80.37	74.97	74.05	
		Stride count	34.33	28.01	28.09	27.12	27.89	28.88	174.32	

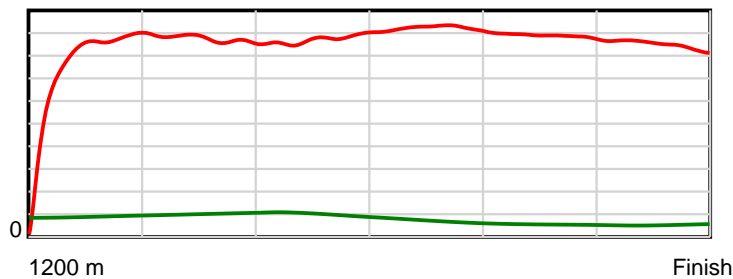
10 m Stride length



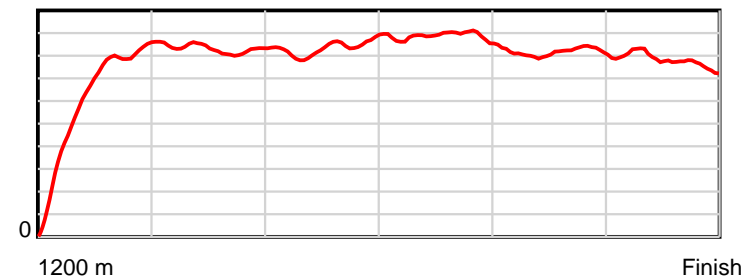
0.6 s Stride duration



20 m/sec Speed



100 % Stride efficiency



Note: Horizontal distance axis grid lines are 200m furlongs.

**Disclaimer.**

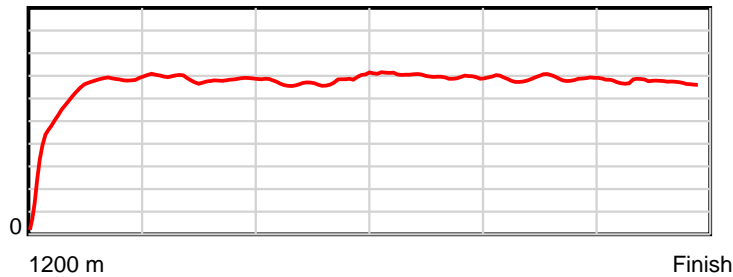
Tasracing Pty Ltd and Thoroughbred Ratings Pty Ltd accepts no responsibility for the completeness or accuracy of any of the information contained herein, and makes no representations about its suitability for any particular purpose. Users should make their own judgements about those matters and/or seek independent advice. You assume all risks associated with use of the data provided on this page.

# Race Results

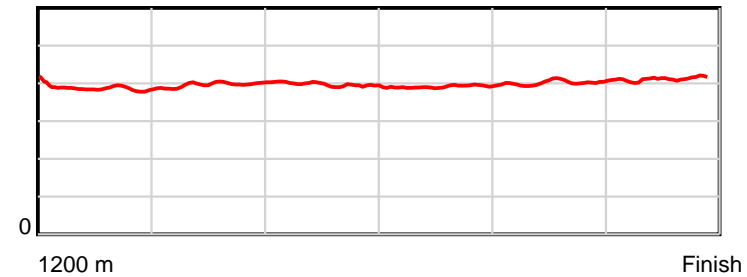
November 19, 2014, Race 3, BM62, Distance 1200m, Mowbray - Offset 5m

Result	TAB no.	Horse (Barrier)	1200 to	1000m to	800m to	600m to	400m to	200m to	Total or	Margin
6th	10	Savvy Princess (5)	1000m	800m	600m	400m	200m	WP	Average	
		Position in running (margin)	-	2(0.2)	1(0.0)	1(0.0)	1(0.0)	3(0.5)		1.40
		Sectional time (s)	13.19	11.47	11.59	11.08	11.69	12.18		
		Cumulative time (s)	71.21	58.02	46.54	34.95	23.87	12.18	1:11.20	
		Speed (m/s)	15.16	17.44	17.26	18.05	17.11	16.42	16.85	
		Stride length (m)	5.75	6.89	6.83	7.04	6.84	6.73	6.65	
		Stride duration (s)	0.388	0.395	0.396	0.390	0.400	0.410	0.395	
		Stride efficiency (%)	51.69	74.26	72.95	77.43	73.13	70.87	69.14	
		Stride count	34.77	29.01	29.27	28.41	29.24	29.70	180.40	

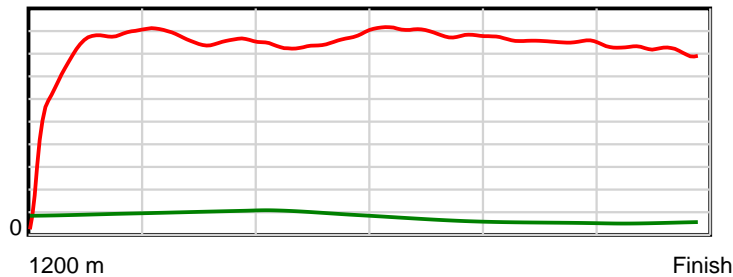
10 m Stride length



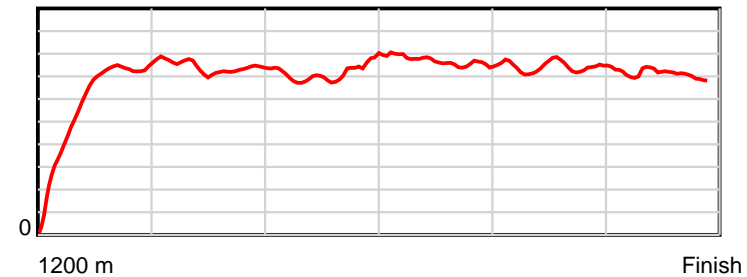
0.6 s Stride duration



20 m/sec Speed



100 % Stride efficiency



Note: Horizontal distance axis grid lines are 200m furlongs.

## Disclaimer.

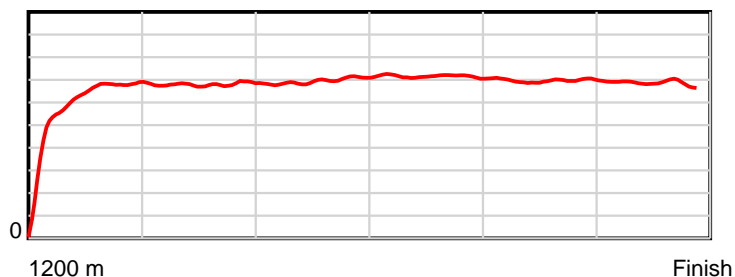
Tasracing Pty Ltd and Thoroughbred Ratings Pty Ltd accepts no responsibility for the completeness or accuracy of any of the information contained herein, and makes no representations about its suitability for any particular purpose. Users should make their own judgements about those matters and/or seek independent advice. You assume all risks associated with use of the data provided on this page.

# Race Results

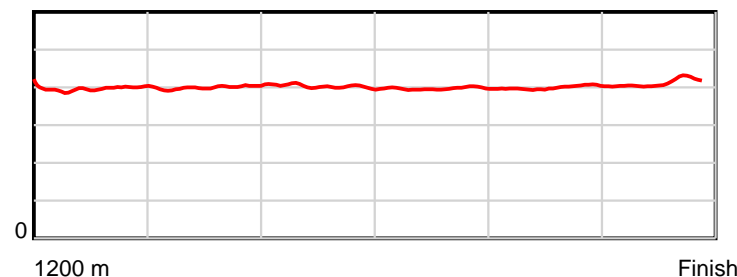
November 19, 2014, Race 3, BM62, Distance 1200m, Mowbray - Offset 5m

Result	TAB no.	Horse (Barrier)	1200 to	1000m to	800m to	600m to	400m to	200m to	Total or	Margin
7th	11	Reach the Moon (3)	1000m	800m	600m	400m	200m	WP	Average	
		Position in running (margin)	-	9(3.5)	7(3.2)	9(4.7)	9(4.3)	9(4.2)		2.70
		Sectional time (s)	13.64	11.46	11.84	11.02	11.59	11.89		
		Cumulative time (s)	71.44	57.80	46.34	34.50	23.48	11.89	1:11.43	
		Speed (m/s)	14.66	17.45	16.89	18.15	17.26	16.82	16.80	
		Stride length (m)	5.65	6.96	6.81	7.20	6.88	6.91	6.69	
		Stride duration (s)	0.399	0.399	0.403	0.397	0.399	0.411	0.398	
		Stride efficiency (%)	49.82	75.69	72.55	80.98	73.97	74.69	70.00	
		Stride count	35.42	28.74	29.35	27.78	29.07	28.93	179.29	

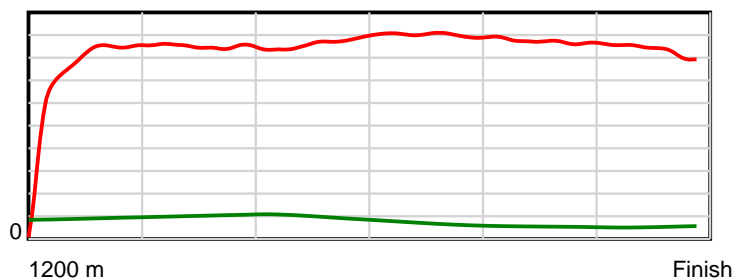
10 m Stride length



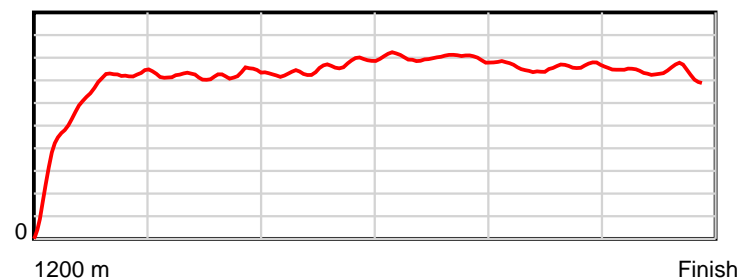
0.6 s Stride duration



20 m/sec Speed



100 % Stride efficiency



Note: Horizontal distance axis grid lines are 200m furlongs.

## Disclaimer.

Tasracing Pty Ltd and Thoroughbred Ratings Pty Ltd accepts no responsibility for the completeness or accuracy of any of the information contained herein, and makes no representations about its suitability for any particular purpose. Users should make their own judgements about those matters and/or seek independent advice. You assume all risks associated with use of the data provided on this page.

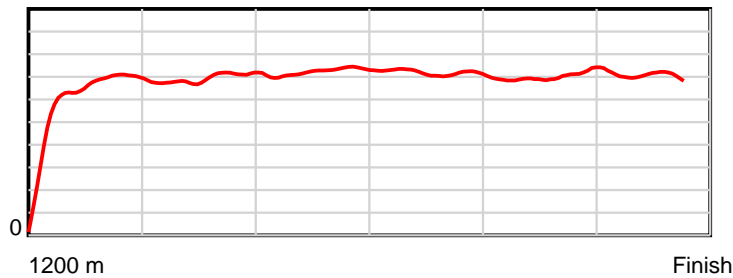


# Race Results

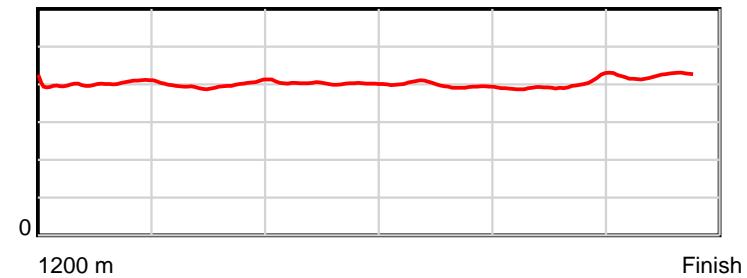
November 19, 2014, Race 3, BM62, Distance 1200m, Mowbray - Offset 5m

Result	TAB no.	Horse (Barrier)	1200 to	1000m to	800m to	600m to	400m to	200m to	Total or	Margin
8th	5	Prickly Diamon... (8)	1000m	800m	600m	400m	200m	WP	Average	
		Position in running (margin)	-	12(6.9)	10(5.4)	10(5.3)	10(4.4)	8(3.6)		2.80
		Sectional time (s)	14.30	11.27	11.57	10.93	11.47	11.92		
		Cumulative time (s)	71.46	57.16	45.89	34.33	23.39	11.92	1:11.45	
		Speed (m/s)	13.99	17.75	17.29	18.30	17.44	16.78	16.79	
		Stride length (m)	5.58	7.07	6.99	7.30	6.84	7.11	6.76	
		Stride duration (s)	0.404	0.398	0.404	0.399	0.392	0.424	0.403	
		Stride efficiency (%)	48.67	78.10	76.30	83.35	73.02	79.07	71.41	
		Stride count	35.84	28.29	28.62	27.38	29.26	28.12	177.51	

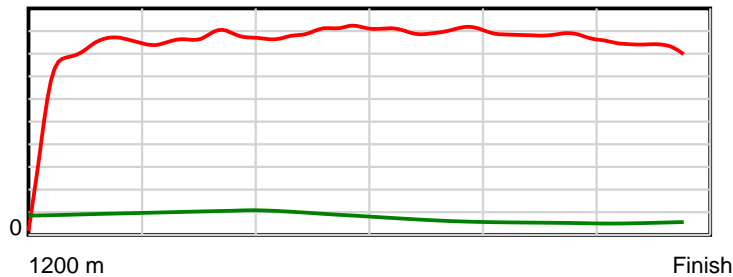
10 m Stride length



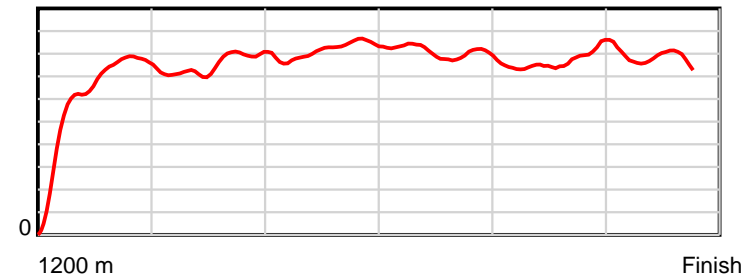
0.6 s Stride duration



20 m/sec Speed



100 % Stride efficiency



Note: Horizontal distance axis grid lines are 200m furlongs.

## Disclaimer.

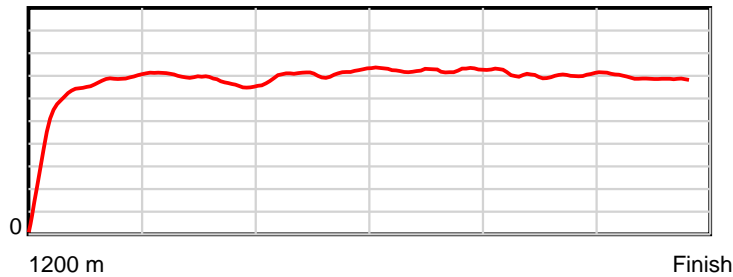
Tasracing Pty Ltd and Thoroughbred Ratings Pty Ltd accepts no responsibility for the completeness or accuracy of any of the information contained herein, and makes no representations about its suitability for any particular purpose. Users should make their own judgements about those matters and/or seek independent advice. You assume all risks associated with use of the data provided on this page.

# Race Results

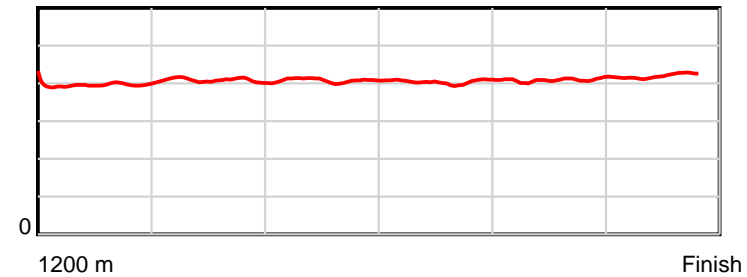
November 19, 2014, Race 3, BM62, Distance 1200m, Mowbray - Offset 5m

Result	TAB no.	Horse (Barrier)	1200 to	1000m to	800m to	600m to	400m to	200m to	Total or	Margin
9th	13	Constant Rhyth... (6)	1000m	800m	600m	400m	200m	WP	Average	
		Position in running (margin)	-	10(4.3)	11(5.7)	11(5.3)	11(4.8)	11(4.9)		3.00
		Sectional time (s)	13.62	11.75	11.52	11.00	11.62	11.99		
		Cumulative time (s)	71.50	57.88	46.13	34.61	23.61	11.99	1:11.50	
		Speed (m/s)	14.69	17.02	17.36	18.18	17.21	16.68	16.78	
		Stride length (m)	5.66	6.94	7.07	7.33	7.01	7.00	6.79	
		Stride duration (s)	0.400	0.408	0.407	0.403	0.407	0.419	0.404	
		Stride efficiency (%)	50.03	75.35	78.05	84.03	76.78	76.48	71.96	
		Stride count	35.35	28.80	28.30	27.27	28.53	28.59	176.84	

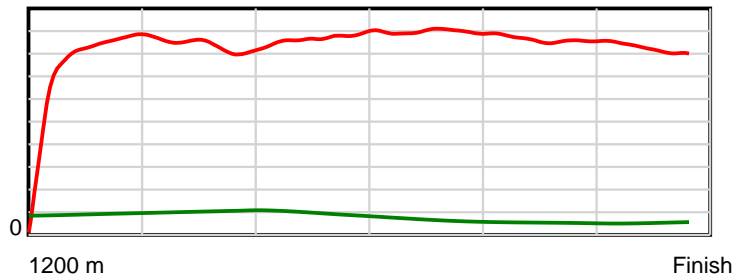
10 m Stride length



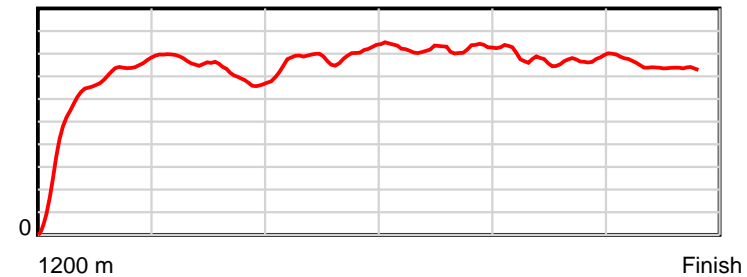
0.6 s Stride duration



20 m/sec Speed



100 % Stride efficiency



Note: Horizontal distance axis grid lines are 200m furlongs.

## Disclaimer.

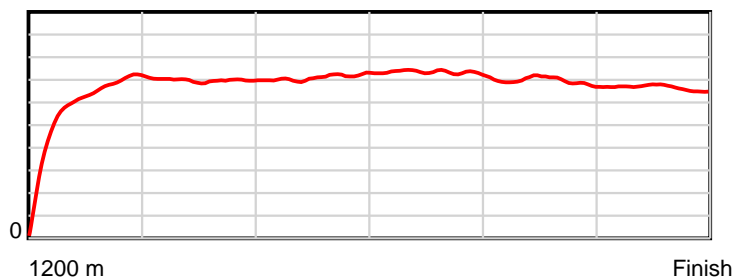
Tasracing Pty Ltd and Thoroughbred Ratings Pty Ltd accepts no responsibility for the completeness or accuracy of any of the information contained herein, and makes no representations about its suitability for any particular purpose. Users should make their own judgements about those matters and/or seek independent advice. You assume all risks associated with use of the data provided on this page.

# Race Results

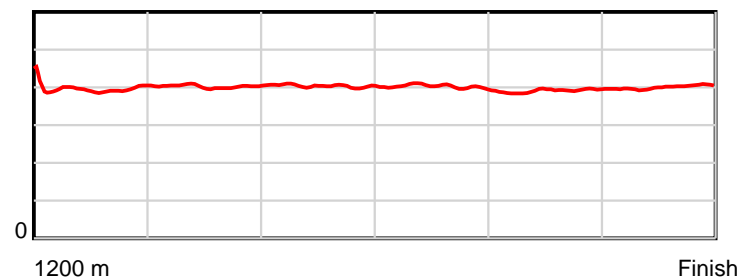
November 19, 2014, Race 3, BM62, Distance 1200m, Mowbray - Offset 5m

Result	TAB no.	Horse (Barrier)	1200 to	1000m to	800m to	600m to	400m to	200m to	Total or	Margin
10th	3	Miss It And a ... (12)	1000m	800m	600m	400m	200m	WP	Average	
		Position in running (margin)	-	7(1.9)	8(3.2)	8(4.2)	8(4.0)	7(3.5)		3.50
		Sectional time (s)	13.45	11.73	11.75	11.05	11.53	12.09		
		Cumulative time (s)	71.59	58.14	46.41	34.66	23.61	12.09	1:11.59	
		Speed (m/s)	14.87	17.05	17.02	18.10	17.35	16.54	16.76	
		Stride length (m)	5.74	6.84	6.86	7.26	6.79	6.62	6.65	
		Stride duration (s)	0.396	0.401	0.403	0.401	0.392	0.400	0.397	
		Stride efficiency (%)	51.41	73.17	73.64	82.33	72.12	68.55	69.13	
		Stride count	34.87	29.23	29.13	27.55	29.44	30.20	180.42	

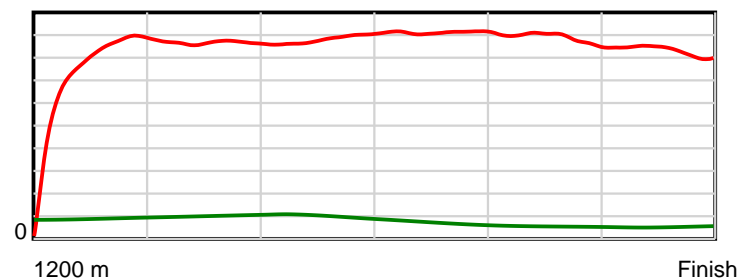
10 m Stride length



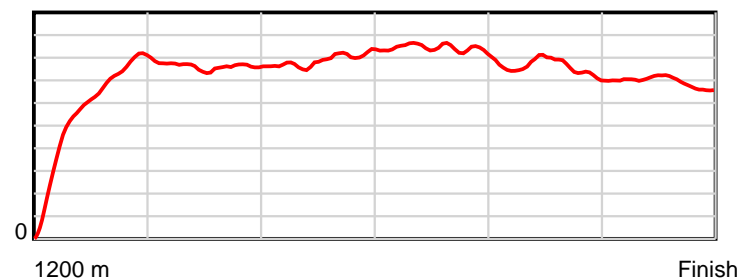
0.6 s Stride duration



20 m/sec Speed



100 % Stride efficiency



Note: Horizontal distance axis grid lines are 200m furlongs.

## Disclaimer.

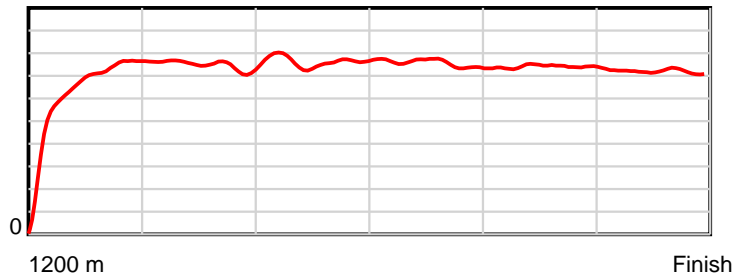
Tasracing Pty Ltd and Thoroughbred Ratings Pty Ltd accepts no responsibility for the completeness or accuracy of any of the information contained herein, and makes no representations about its suitability for any particular purpose. Users should make their own judgements about those matters and/or seek independent advice. You assume all risks associated with use of the data provided on this page.

# Race Results

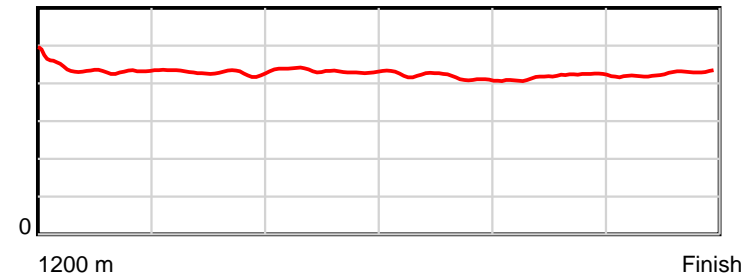
November 19, 2014, Race 3, BM62, Distance 1200m, Mowbray - Offset 5m

Result	TAB no.	Horse (Barrier)	1200 to	1000m to	800m to	600m to	400m to	200m to	Total or	Margin
11th	8	<b>Perplexing (9)</b>	<b>1000m</b>	<b>800m</b>	<b>600m</b>	<b>400m</b>	<b>200m</b>	<b>WP</b>	<b>Average</b>	
		Position in running (margin)	-	11(6.7)	12(6.0)	12(6.5)	12(6.1)	12(6.5)		4.00
		Sectional time (s)	14.15	11.40	11.67	11.02	11.66	11.78		
		Cumulative time (s)	71.68	57.53	46.13	34.46	23.44	11.78	1:11.68	
		Speed (m/s)	14.14	17.54	17.14	18.15	17.15	16.98	16.74	
		Stride length (m)	6.15	7.51	7.43	7.59	7.16	7.23	7.14	
		Stride duration (s)	0.445	0.428	0.434	0.418	0.417	0.426	0.427	
		Stride efficiency (%)	59.11	88.18	86.32	89.92	80.07	81.71	79.72	
		Stride count	32.52	26.62	26.91	26.36	27.94	27.66	168.01	

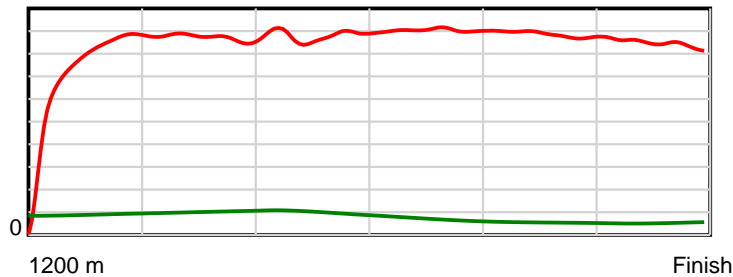
10 m Stride length



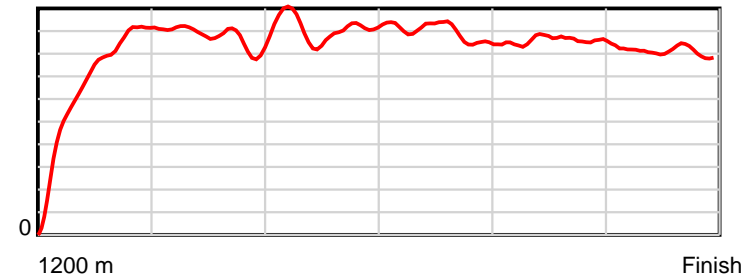
0.6 s Stride duration



20 m/sec Speed



100 % Stride efficiency



Note: Horizontal distance axis grid lines are 200m furlongs.

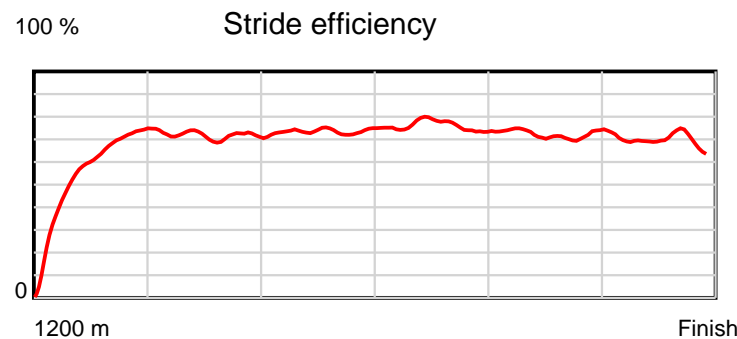
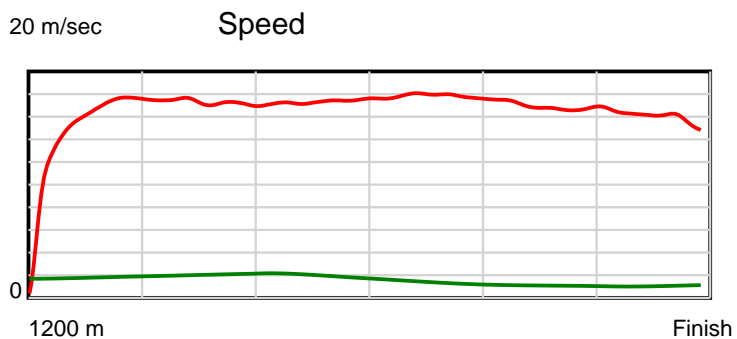
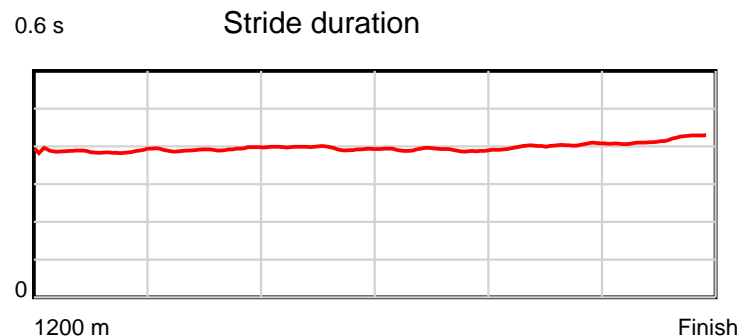
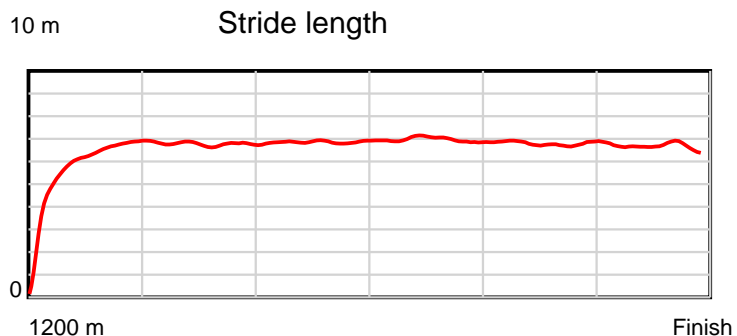
## Disclaimer.

Tasracing Pty Ltd and Thoroughbred Ratings Pty Ltd accepts no responsibility for the completeness or accuracy of any of the information contained herein, and makes no representations about its suitability for any particular purpose. Users should make their own judgements about those matters and/or seek independent advice. You assume all risks associated with use of the data provided on this page.

# Race Results

November 19, 2014, Race 3, BM62, Distance 1200m, Mowbray - Offset 5m

Result	TAB no.	Horse (Barrier)	1200 to	1000m to	800m to	600m to	400m to	200m to	Total or	Margin
12th	12	Zarimby (11)	1000m	800m	600m	400m	200m	WP	Average	
		Position in running (margin)	-	6(1.4)	4(1.6)	6(3.1)	6(3.6)	10(4.7)		7.50
		Sectional time (s)	13.51	11.55	11.84	11.16	11.79	12.47		
		Cumulative time (s)	72.32	58.81	47.26	35.42	24.26	12.47	1:12.31	
		Speed (m/s)	14.81	17.32	16.89	17.92	16.96	16.04	16.59	
		Stride length (m)	5.60	6.78	6.68	7.00	6.80	6.70	6.56	
		Stride duration (s)	0.384	0.392	0.396	0.391	0.401	0.418	0.395	
		Stride efficiency (%)	48.98	71.82	69.82	76.57	72.31	70.06	67.21	
		Stride count	35.72	29.50	29.92	28.57	29.40	29.87	182.98	



Note: Horizontal distance axis grid lines are 200m furlongs.

**Disclaimer.**

Tasracing Pty Ltd and Thoroughbred Ratings Pty Ltd accepts no responsibility for the completeness or accuracy of any of the information contained herein, and makes no representations about its suitability for any particular purpose. Users should make their own judgements about those matters and/or seek independent advice. You assume all risks associated with use of the data provided on this page.