



Race Results

Tasmanian Turf Club, Launceston, November 19, 2014

Compilation date: November 20, 2014, 6:22:45 PM (EST)

Copyright © 2014 Tasracing Pty Ltd. All rights reserved.

Trademarks.

StrideMASTER is a registered trademark of Thoroughbred Ratings Pty Ltd.

Disclaimer.

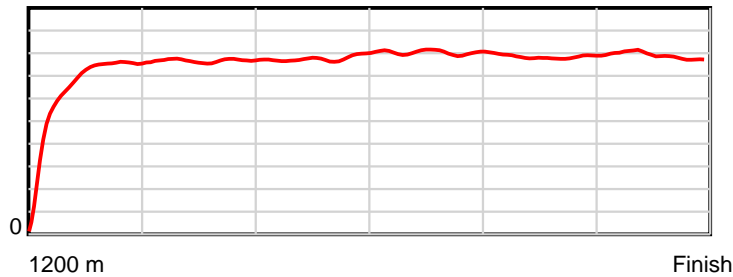
Tasracing Pty Ltd and Thoroughbred Ratings Pty Ltd accepts no responsibility for the completeness or accuracy of any of the information contained herein, and makes no representations about its suitability for any particular purpose. Users should make their own judgements about those matters and/or seek independent advice. You assume all risks associated with use of the data provided on this page.

Race Results

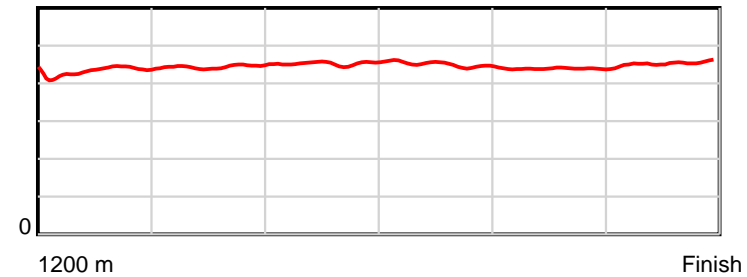
November 19, 2014, Race 5, 3Y MDN-SW, Distance 1200m, Mowbray - Offset 5m

Result	TAB no.	Horse (Barrier)	1200 to	1000m to	800m to	600m to	400m to	200m to	Total or	Margin
1st	11	Tycoon Gypsy (9)	1000m	800m	600m	400m	200m	WP	Average	
		Position in running (margin)	-	4(2.8)	4(2.5)	4(1.6)	3(1.5)	3(0.2)		0.00
		Sectional time (s)	14.05	11.60	11.56	11.04	11.35	11.71		
		Cumulative time (s)	71.30	57.25	45.65	34.10	23.06	11.71	1:11.29	
		Speed (m/s)	14.23	17.24	17.30	18.12	17.62	17.08	16.83	
		Stride length (m)	6.15	7.64	7.82	8.17	7.73	7.74	7.48	
		Stride duration (s)	0.432	0.443	0.452	0.451	0.439	0.453	0.444	
		Stride efficiency (%)	59.15	91.30	95.67	104.34	93.38	93.50	87.42	
		Stride count	32.51	26.16	25.56	24.48	25.87	25.86	160.44	

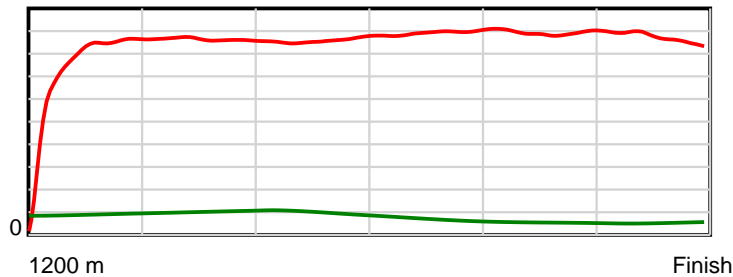
10 m Stride length



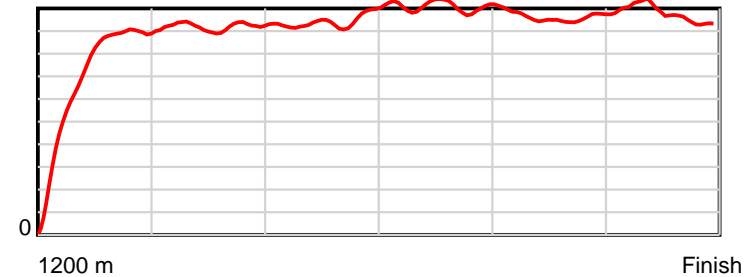
0.6 s Stride duration



20 m/sec Speed



100 % Stride efficiency



Note: Horizontal distance axis grid lines are 200m furlongs.

Disclaimer.

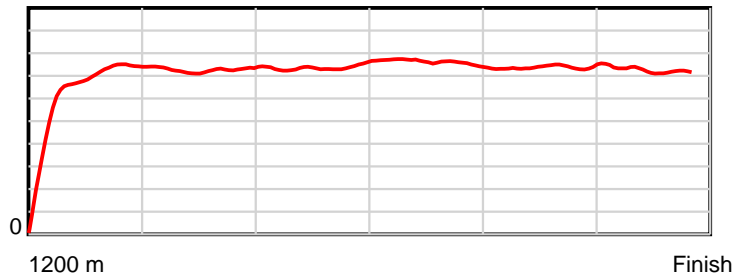
Tasracing Pty Ltd and Thoroughbred Ratings Pty Ltd accepts no responsibility for the completeness or accuracy of any of the information contained herein, and makes no representations about its suitability for any particular purpose. Users should make their own judgements about those matters and/or seek independent advice. You assume all risks associated with use of the data provided on this page.

Race Results

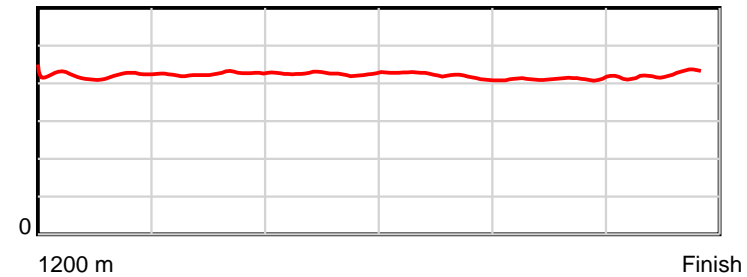
November 19, 2014, Race 5, 3Y MDN-SW, Distance 1200m, Mowbray - Offset 5m

Result	TAB no.	Horse (Barrier)	1200 to	1000m to	800m to	600m to	400m to	200m to	Total or	Margin
2nd	5	Dance Thru Fra... (5)	1000m	800m	600m	400m	200m	WP	Average	
		Position in running (margin)	-	6(2.9)	7(3.6)	7(4.0)	5(3.1)	4(1.9)		1.50
		Sectional time (s)	14.11	11.76	11.78	10.90	11.36	11.65		
		Cumulative time (s)	71.57	57.46	45.70	33.92	23.02	11.65	1:11.56	
		Speed (m/s)	14.18	17.01	16.98	18.35	17.61	17.17	16.77	
		Stride length (m)	5.90	7.22	7.19	7.76	7.21	7.24	7.04	
		Stride duration (s)	0.415	0.425	0.424	0.423	0.410	0.422	0.420	
		Stride efficiency (%)	54.47	81.40	80.86	94.21	81.31	81.97	77.42	
		Stride count	33.87	27.71	27.80	25.76	27.73	27.61	170.48	

10 m Stride length



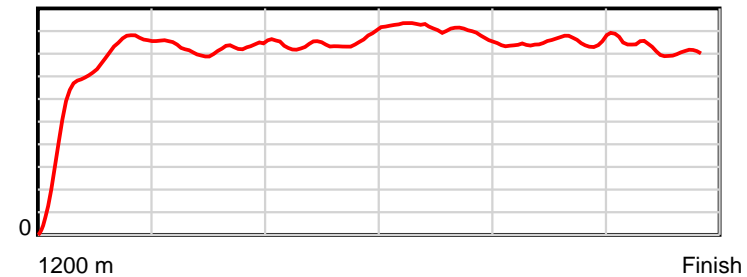
0.6 s Stride duration



20 m/sec Speed



100 % Stride efficiency



Note: Horizontal distance axis grid lines are 200m furlongs.

Disclaimer.

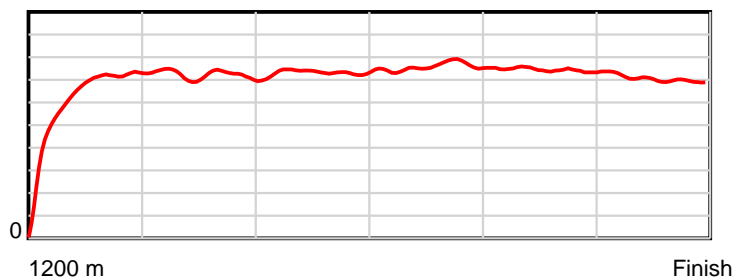
Tasracing Pty Ltd and Thoroughbred Ratings Pty Ltd accepts no responsibility for the completeness or accuracy of any of the information contained herein, and makes no representations about its suitability for any particular purpose. Users should make their own judgements about those matters and/or seek independent advice. You assume all risks associated with use of the data provided on this page.

Race Results

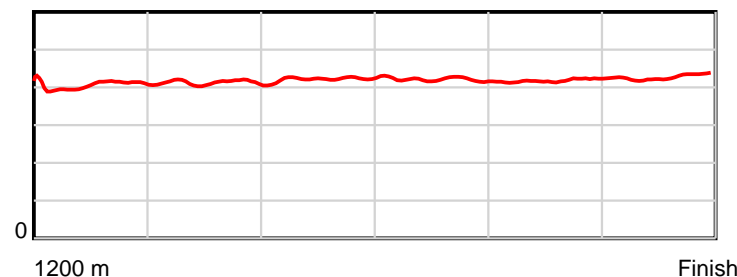
November 19, 2014, Race 5, 3Y MDN-SW, Distance 1200m, Mowbray - Offset 5m

Result	TAB no.	Horse (Barrier)	1200 to	1000m to	800m to	600m to	400m to	200m to	Total or	Margin
3rd	3	Vivre Triomphe (8)	1000m	800m	600m	400m	200m	WP	Average	
		Position in running (margin)	-	2(1.1)	2(1.2)	3(1.3)	1(0.0)	2(0.2)		2.80
		Sectional time (s)	13.76	11.67	11.72	10.85	11.58	12.23		
		Cumulative time (s)	71.80	58.04	46.37	34.65	23.81	12.23	1:11.79	
		Speed (m/s)	14.53	17.14	17.06	18.43	17.27	16.35	16.71	
		Stride length (m)	5.86	7.06	7.20	7.76	7.20	7.00	6.96	
		Stride duration (s)	0.401	0.412	0.422	0.421	0.417	0.428	0.417	
		Stride efficiency (%)	53.68	77.85	81.04	94.01	81.09	76.59	75.75	
		Stride count	34.12	28.34	27.77	25.79	27.76	28.57	172.35	

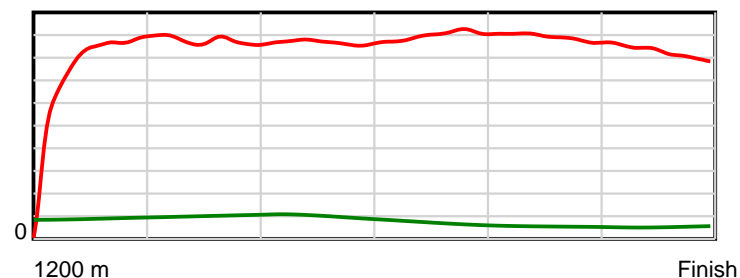
10 m Stride length



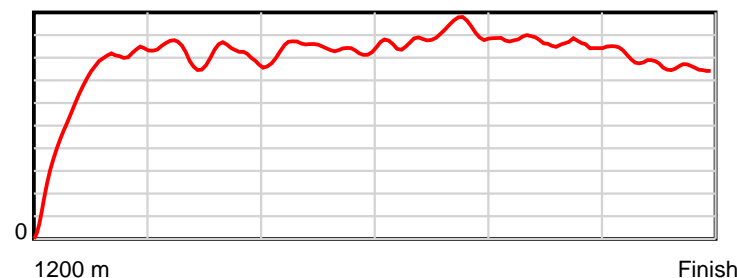
0.6 s Stride duration



20 m/sec Speed



100 % Stride efficiency



Note: Horizontal distance axis grid lines are 200m furlongs.

Disclaimer.

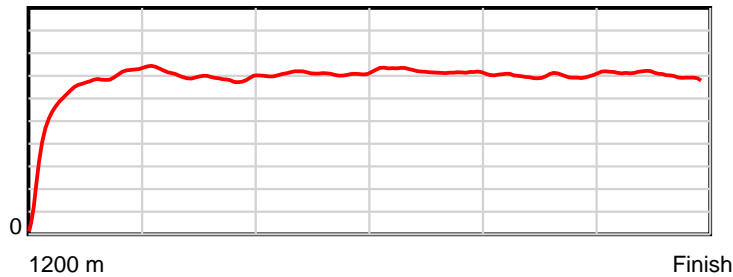
Tasracing Pty Ltd and Thoroughbred Ratings Pty Ltd accepts no responsibility for the completeness or accuracy of any of the information contained herein, and makes no representations about its suitability for any particular purpose. Users should make their own judgements about those matters and/or seek independent advice. You assume all risks associated with use of the data provided on this page.

Race Results

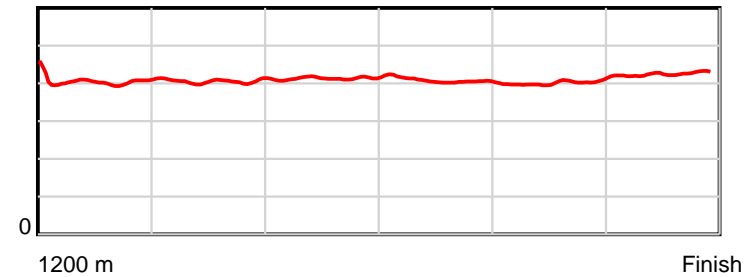
November 19, 2014, Race 5, 3Y MDN-SW, Distance 1200m, Mowbray - Offset 5m

Result	TAB no.	Horse (Barrier)	1200 to	1000m to	800m to	600m to	400m to	200m to	Total or	Margin
4th	7	Lanilew (3)	1000m	800m	600m	400m	200m	WP	Average	
		Position in running (margin)	-	1(0.0)	1(0.0)	1(0.0)	2(0.3)	1(0.0)		2.90
		Sectional time (s)	13.70	11.64	11.71	11.11	11.50	12.15		
		Cumulative time (s)	71.82	58.12	46.48	34.76	23.65	12.15	1:11.81	
		Speed (m/s)	14.60	17.18	17.08	18.00	17.39	16.46	16.71	
		Stride length (m)	5.89	6.96	7.03	7.35	6.97	6.98	6.83	
		Stride duration (s)	0.401	0.405	0.412	0.408	0.400	0.424	0.409	
		Stride efficiency (%)	54.17	75.76	77.33	84.33	75.82	76.13	72.88	
		Stride count	33.97	28.72	28.43	27.23	28.71	28.65	175.71	

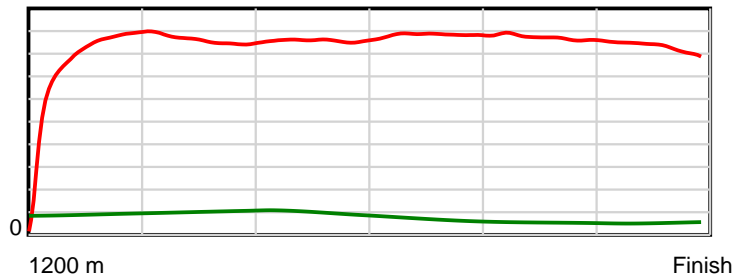
10 m Stride length



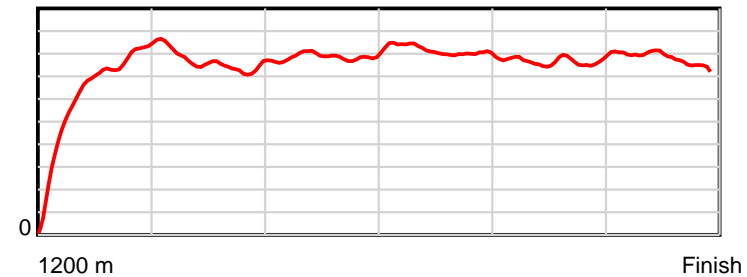
0.6 s Stride duration



20 m/sec Speed



100 % Stride efficiency



Note: Horizontal distance axis grid lines are 200m furlongs.

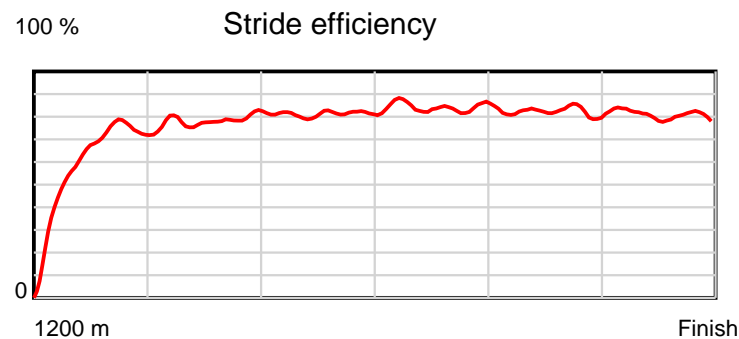
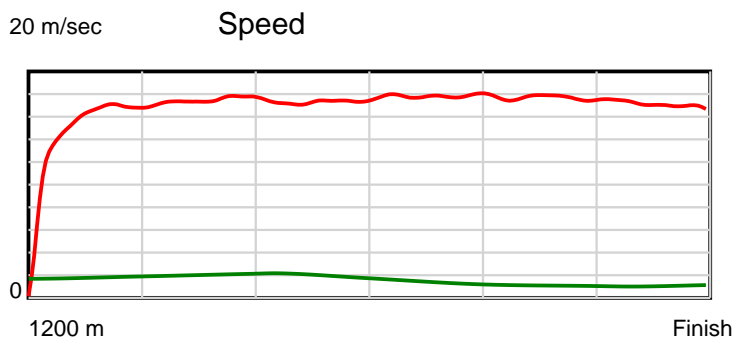
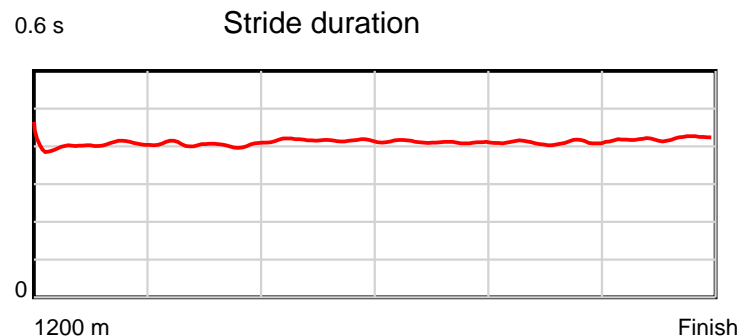
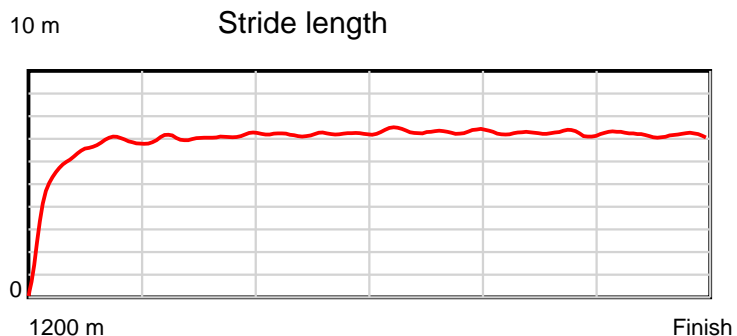
Disclaimer.

Tasracing Pty Ltd and Thoroughbred Ratings Pty Ltd accepts no responsibility for the completeness or accuracy of any of the information contained herein, and makes no representations about its suitability for any particular purpose. Users should make their own judgements about those matters and/or seek independent advice. You assume all risks associated with use of the data provided on this page.

Race Results

November 19, 2014, Race 5, 3Y MDN-SW, Distance 1200m, Mowbray - Offset 5m

Result	TAB no.	Horse (Barrier)	1200 to	1000m to	800m to	600m to	400m to	200m to	Total or	Margin
5th	9	Savrajette (10)	1000m	800m	600m	400m	200m	WP	Average	
		Position in running (margin)	-	8(3.6)	5(2.9)	5(2.7)	6(3.1)	6(2.9)		3.10
		Sectional time (s)	14.22	11.53	11.68	11.11	11.53	11.78		
		Cumulative time (s)	71.86	57.64	46.10	34.43	23.31	11.78	1:11.86	
		Speed (m/s)	14.07	17.35	17.12	18.00	17.35	16.98	16.70	
		Stride length (m)	5.73	7.02	7.12	7.40	7.10	7.14	6.87	
		Stride duration (s)	0.405	0.405	0.416	0.411	0.409	0.421	0.411	
		Stride efficiency (%)	51.37	76.91	79.22	85.49	78.76	79.70	73.73	
		Stride count	34.88	28.51	28.09	27.04	28.17	28.01	174.70	



Note: Horizontal distance axis grid lines are 200m furlongs.

Disclaimer.

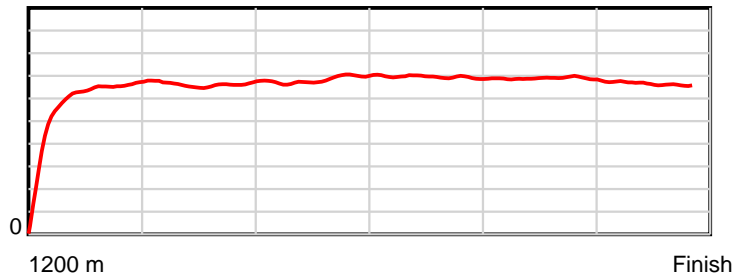
Tasracing Pty Ltd and Thoroughbred Ratings Pty Ltd accepts no responsibility for the completeness or accuracy of any of the information contained herein, and makes no representations about its suitability for any particular purpose. Users should make their own judgements about those matters and/or seek independent advice. You assume all risks associated with use of the data provided on this page.

Race Results

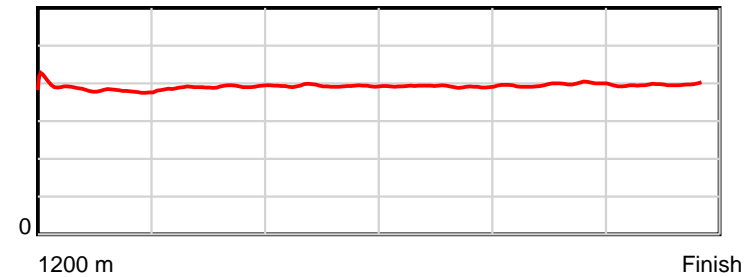
November 19, 2014, Race 5, 3Y MDN-SW, Distance 1200m, Mowbray - Offset 5m

Result	TAB no.	Horse (Barrier)	1200 to	1000m to	800m to	600m to	400m to	200m to	Total or	Margin
6th	6	Inanile (1)	1000m	800m	600m	400m	200m	WP	Average	
		Position in running (margin)	-	5(2.8)	6(3.4)	6(2.9)	7(3.5)	7(3.3)		4.60
		Sectional time (s)	14.21	11.74	11.64	11.15	11.52	11.88		
		Cumulative time (s)	72.13	57.92	46.18	34.54	23.39	11.88	1:12.12	
		Speed (m/s)	14.08	17.04	17.18	17.94	17.36	16.84	16.64	
		Stride length (m)	5.54	6.62	6.76	7.03	6.87	6.70	6.55	
		Stride duration (s)	0.387	0.388	0.393	0.392	0.396	0.398	0.394	
		Stride efficiency (%)	48.03	68.39	71.38	77.29	73.82	70.11	66.98	
		Stride count	36.07	30.23	29.59	28.44	29.10	29.86	183.29	

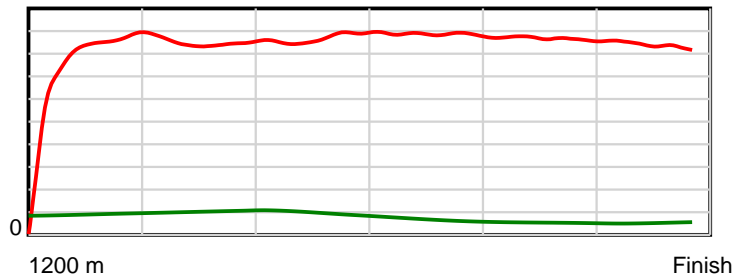
10 m Stride length



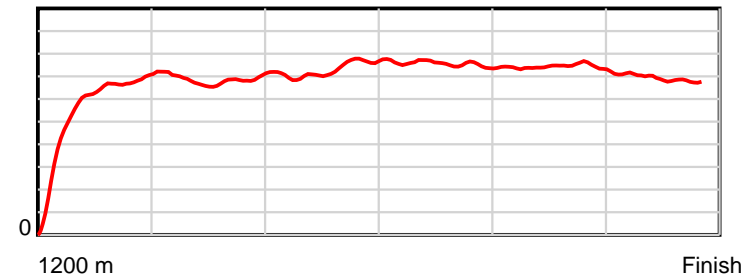
0.6 s Stride duration



20 m/sec Speed



100 % Stride efficiency



Note: Horizontal distance axis grid lines are 200m furlongs.

Disclaimer.

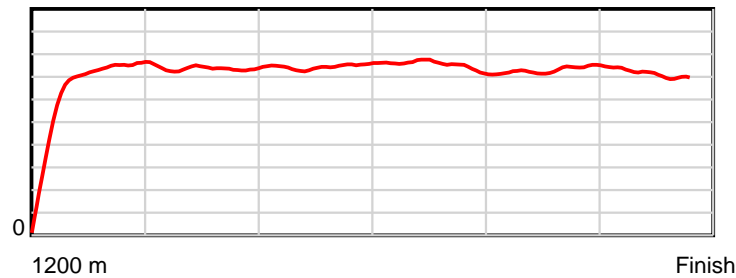
Tasracing Pty Ltd and Thoroughbred Ratings Pty Ltd accepts no responsibility for the completeness or accuracy of any of the information contained herein, and makes no representations about its suitability for any particular purpose. Users should make their own judgements about those matters and/or seek independent advice. You assume all risks associated with use of the data provided on this page.

Race Results

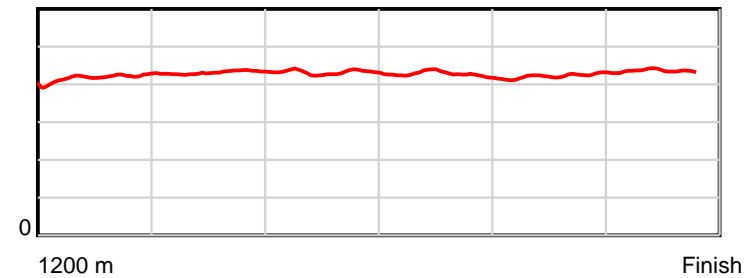
November 19, 2014, Race 5, 3Y MDN-SW, Distance 1200m, Mowbray - Offset 5m

Result	TAB no.	Horse (Barrier)	1200 to	1000m to	800m to	600m to	400m to	200m to	Total or	Margin
7th	10	Shockwave Miss (2)	1000m	800m	600m	400m	200m	WP	Average	
		Position in running (margin)	-	3(1.6)	3(1.8)	2(1.2)	4(1.9)	5(2.4)		4.70
		Sectional time (s)	13.97	11.67	11.62	11.16	11.64	12.09		
		Cumulative time (s)	72.15	58.18	46.51	34.89	23.73	12.09	1:12.15	
		Speed (m/s)	14.32	17.14	17.21	17.92	17.18	16.54	16.63	
		Stride length (m)	5.80	7.38	7.44	7.67	7.21	7.19	7.05	
		Stride duration (s)	0.402	0.430	0.432	0.428	0.420	0.435	0.424	
		Stride efficiency (%)	52.52	85.10	86.42	91.96	81.23	80.74	77.75	
		Stride count	34.50	27.10	26.89	26.07	27.74	27.82	170.12	

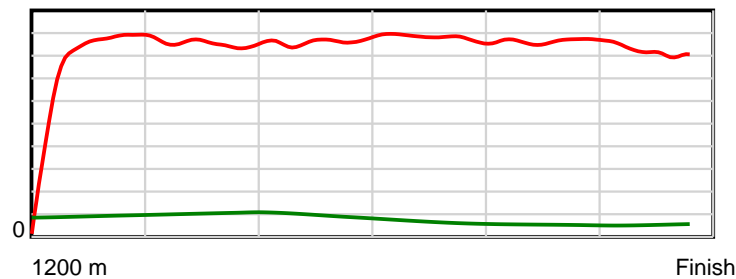
10 m Stride length



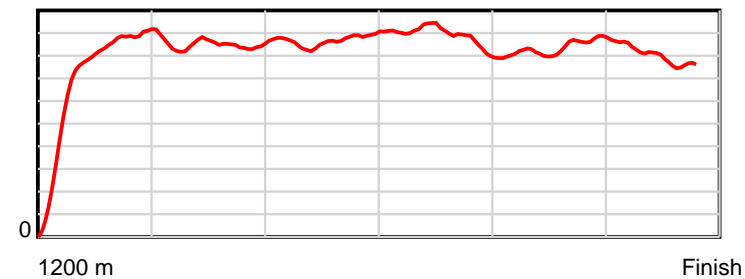
0.6 s Stride duration



20 m/sec Speed



100 % Stride efficiency



Note: Horizontal distance axis grid lines are 200m furlongs.

Disclaimer.

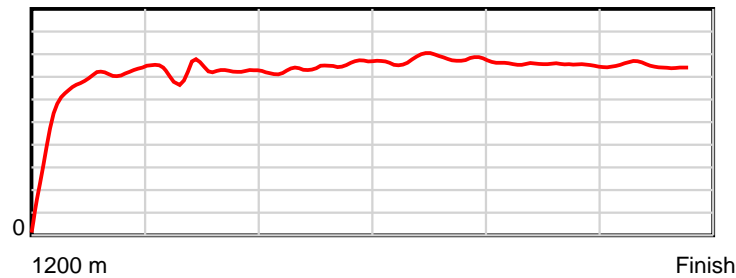
Tasracing Pty Ltd and Thoroughbred Ratings Pty Ltd accepts no responsibility for the completeness or accuracy of any of the information contained herein, and makes no representations about its suitability for any particular purpose. Users should make their own judgements about those matters and/or seek independent advice. You assume all risks associated with use of the data provided on this page.

Race Results

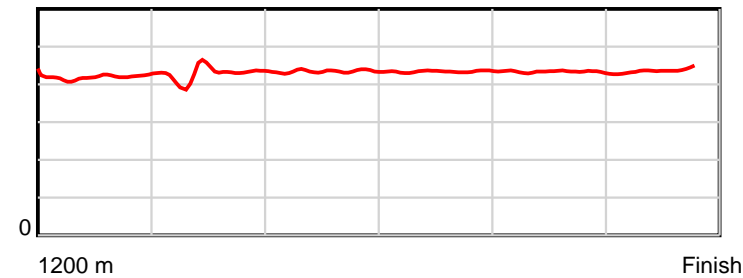
November 19, 2014, Race 5, 3Y MDN-SW, Distance 1200m, Mowbray - Offset 5m

Result	TAB no.	Horse (Barrier)	1200 to	1000m to	800m to	600m to	400m to	200m to	Total or	Margin
8th	2	Our Winston (4)	1000m	800m	600m	400m	200m	WP	Average	
		Position in running (margin)	-	10(5.6)	10(5.8)	8(4.8)	8(4.3)	8(4.7)		6.00
		Sectional time (s)	14.78	11.68	11.54	10.97	11.61	11.80		
		Cumulative time (s)	72.39	57.61	45.93	34.38	23.41	11.80	1:12.39	
		Speed (m/s)	13.54	17.12	17.33	18.23	17.23	16.95	16.58	
		Stride length (m)	5.71	7.24	7.52	7.89	7.46	7.42	7.13	
		Stride duration (s)	0.414	0.423	0.434	0.433	0.434	0.438	0.430	
		Stride efficiency (%)	50.88	81.97	88.44	97.40	87.08	85.96	79.42	
		Stride count	35.05	27.61	26.58	25.33	26.79	26.97	168.33	

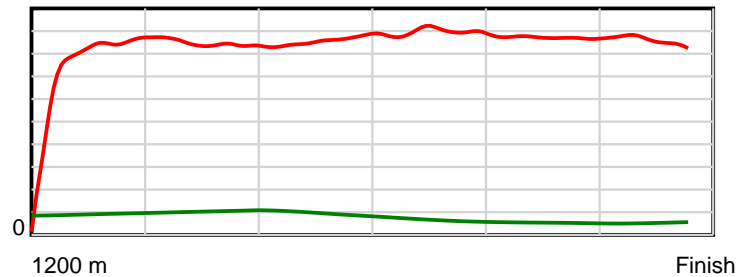
10 m Stride length



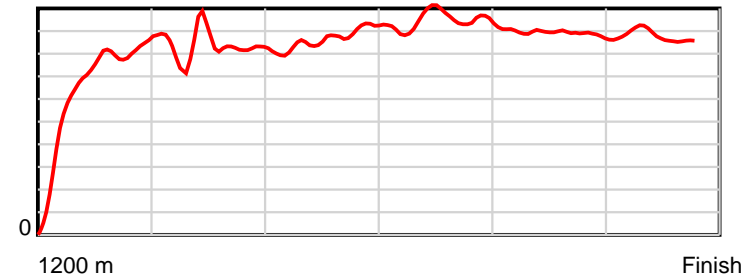
0.6 s Stride duration



20 m/sec Speed



100 % Stride efficiency



Note: Horizontal distance axis grid lines are 200m furlongs.

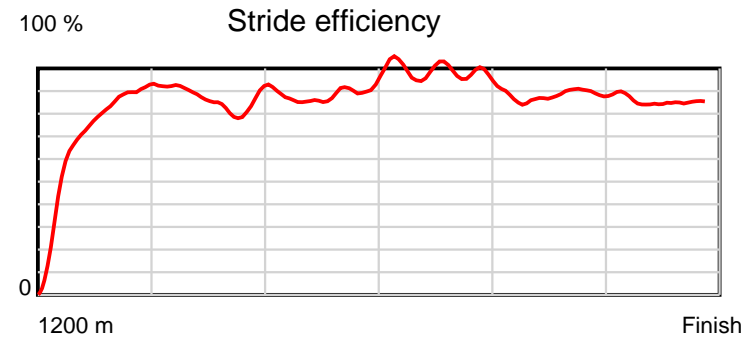
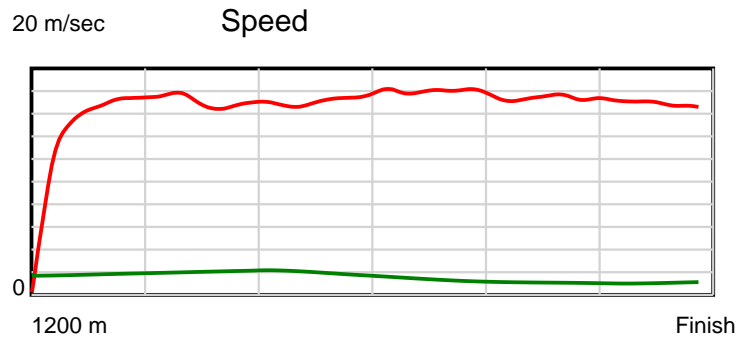
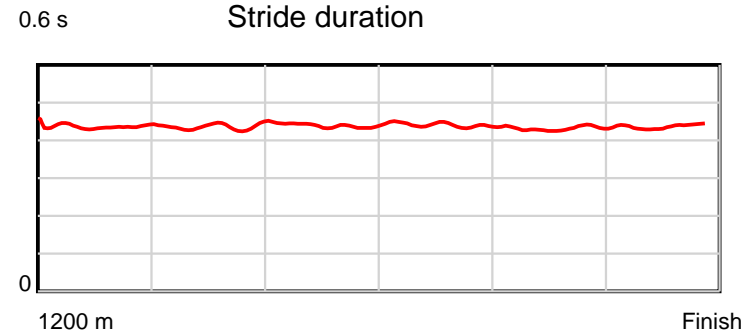
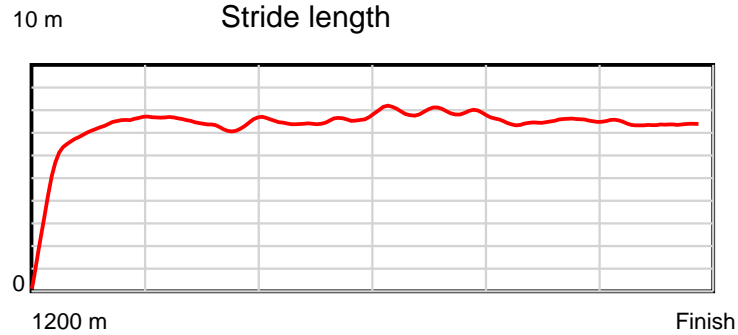
Disclaimer.

Tasracing Pty Ltd and Thoroughbred Ratings Pty Ltd accepts no responsibility for the completeness or accuracy of any of the information contained herein, and makes no representations about its suitability for any particular purpose. Users should make their own judgements about those matters and/or seek independent advice. You assume all risks associated with use of the data provided on this page.

Race Results

November 19, 2014, Race 5, 3Y MDN-SW, Distance 1200m, Mowbray - Offset 5m

Result	TAB no.	Horse (Barrier)	1200 to	1000m to	800m to	600m to	400m to	200m to	Total or	Margin
9th	1	Geegees Pretty... (6)	1000m	800m	600m	400m	200m	WP	Average	
		Position in running (margin)	-	9(4.7)	9(5.5)	10(5.1)	10(4.6)	9(5.1)		6.20
		Sectional time (s)	14.56	11.77	11.65	10.97	11.65	11.83		
		Cumulative time (s)	72.42	57.86	46.09	34.44	23.47	11.83	1:12.42	
		Speed (m/s)	13.73	16.99	17.17	18.23	17.17	16.91	16.57	
		Stride length (m)	5.94	7.40	7.54	8.05	7.41	7.41	7.23	
		Stride duration (s)	0.430	0.436	0.439	0.441	0.431	0.438	0.436	
		Stride efficiency (%)	55.16	85.66	88.73	101.17	85.74	85.69	81.58	
		Stride count	33.66	27.01	26.54	24.86	27.00	27.01	166.08	



Note: Horizontal distance axis grid lines are 200m furlongs.

Disclaimer.

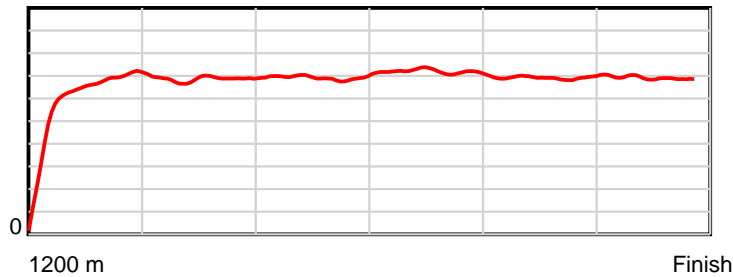
Tasracing Pty Ltd and Thoroughbred Ratings Pty Ltd accepts no responsibility for the completeness or accuracy of any of the information contained herein, and makes no representations about its suitability for any particular purpose. Users should make their own judgements about those matters and/or seek independent advice. You assume all risks associated with use of the data provided on this page.

Race Results

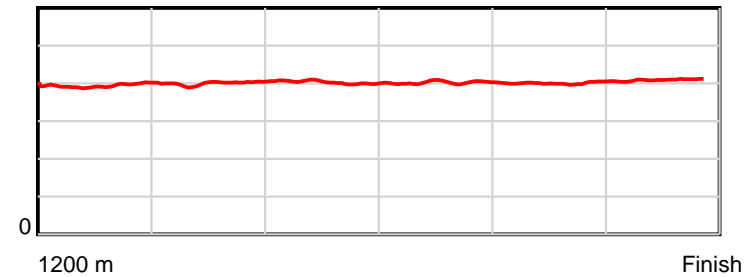
November 19, 2014, Race 5, 3Y MDN-SW, Distance 1200m, Mowbray - Offset 5m

Result	TAB no.	Horse (Barrier)	1200 to	1000m to	800m to	600m to	400m to	200m to	Total or	Margin
10th	4	Cool Kisses (7)	1000m	800m	600m	400m	200m	WP	Average	
		Position in running (margin)	-	7(3.5)	8(4.5)	9(5.0)	9(4.3)	10(5.9)		6.40
		Sectional time (s)	14.27	11.81	11.80	10.95	11.81	11.82		
		Cumulative time (s)	72.46	58.19	46.38	34.58	23.63	11.82	1:12.45	
		Speed (m/s)	14.02	16.93	16.95	18.26	16.93	16.92	16.56	
		Stride length (m)	5.58	6.77	6.83	7.34	6.78	6.91	6.65	
		Stride duration (s)	0.394	0.400	0.403	0.402	0.400	0.408	0.402	
		Stride efficiency (%)	48.71	71.58	72.80	84.13	71.92	74.51	69.17	
		Stride count	35.82	29.55	29.30	27.26	29.48	28.96	180.37	

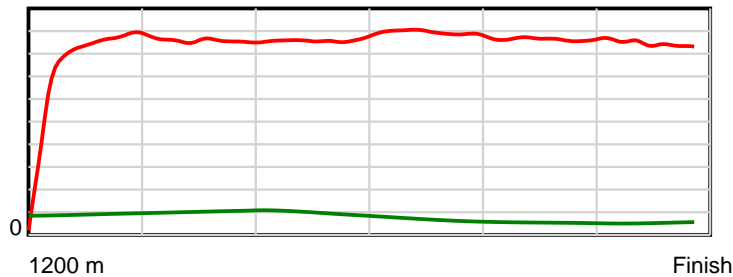
10 m Stride length



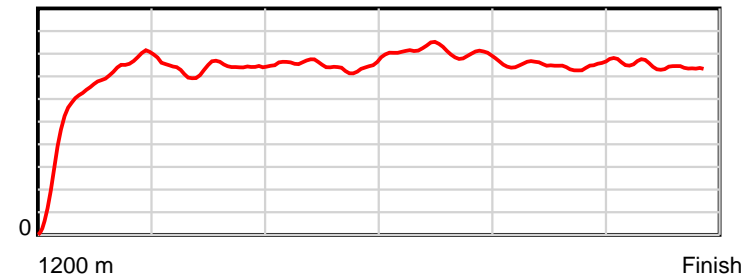
0.6 s Stride duration



20 m/sec Speed



100 % Stride efficiency



Note: Horizontal distance axis grid lines are 200m furlongs.

Disclaimer.

Tasracing Pty Ltd and Thoroughbred Ratings Pty Ltd accepts no responsibility for the completeness or accuracy of any of the information contained herein, and makes no representations about its suitability for any particular purpose. Users should make their own judgements about those matters and/or seek independent advice. You assume all risks associated with use of the data provided on this page.