



Race Results

Tasmanian Turf Club, Launceston, November 19, 2014

Compilation date: November 20, 2014, 6:25:44 PM (EST)

Copyright © 2014 Tasracing Pty Ltd. All rights reserved.

Trademarks.

StrideMASTER is a registered trademark of Thoroughbred Ratings Pty Ltd.

Disclaimer.

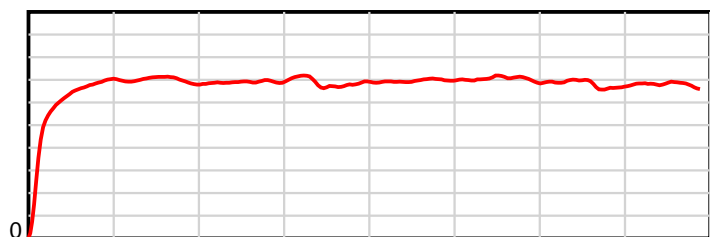
Tasracing Pty Ltd and Thoroughbred Ratings Pty Ltd accepts no responsibility for the completeness or accuracy of any of the information contained herein, and makes no representations about its suitability for any particular purpose. Users should make their own judgements about those matters and/or seek independent advice. You assume all risks associated with use of the data provided on this page.

Race Results

November 19, 2014, Race 8, BM72, Distance 1600m, Mowbray - Offset 5m

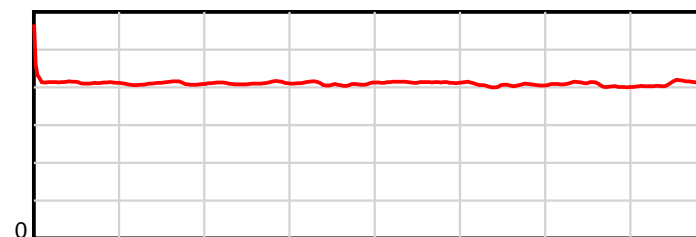
Result	TAB no.	Horse (Barrier)	1600 to	1400m to	1200m to	1000m to	800m to	600m to	400m to	200m to	Total or	Margin
1st	2	Moonless (5)	1400m	1200m	1000m	800m	600m	400m	200m	WP	Average	
		Position in running (margin)	-	7(3.6)	7(4.4)	7(5.6)	7(4.0)	7(4.2)	7(4.0)	5(3.0)		0.00
		Sectional time (s)	14.58	11.56	11.78	11.84	11.99	11.41	12.09	11.90		
		Cumulative time (s)	97.15	82.57	71.00	59.22	47.38	35.39	23.98	11.90	1:37.15	
		Speed (m/s)	13.72	17.30	16.98	16.89	16.68	17.53	16.54	16.81	16.47	
		Stride length (m)	5.63	7.08	6.98	6.91	6.89	7.12	6.74	6.87	6.74	
		Stride duration (s)	0.410	0.410	0.411	0.409	0.413	0.406	0.407	0.408	0.409	
		Stride efficiency (%)	49.49	78.42	76.09	74.68	74.15	79.24	70.96	73.70	71.05	
		Stride count	35.54	28.23	28.66	28.93	29.03	28.09	29.68	29.12	237.28	

10 m Stride length



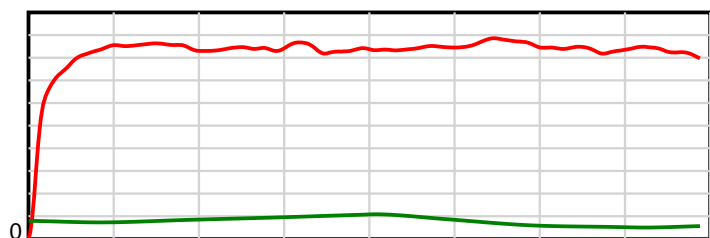
1600 m Finish

0.6 s Stride duration



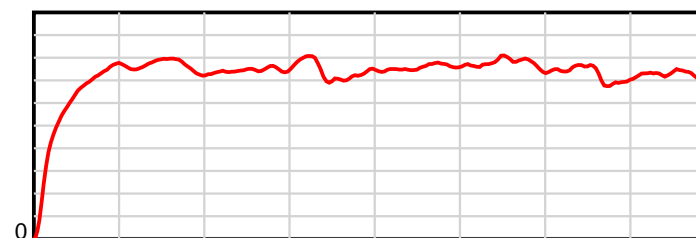
1600 m Finish

20 m/sec Speed



1600 m Finish

100 % Stride efficiency



1600 m Finish

Note: Horizontal distance axis grid lines are 200m furlongs.

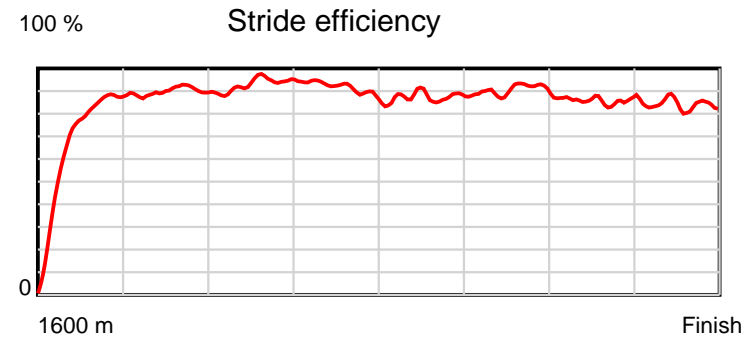
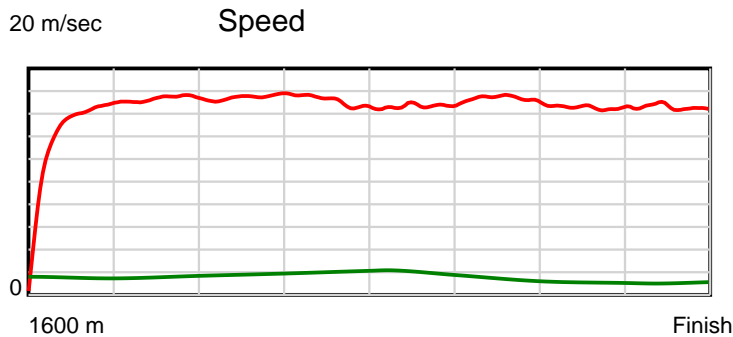
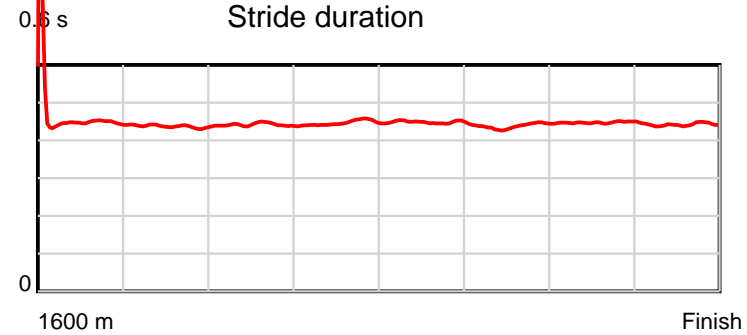
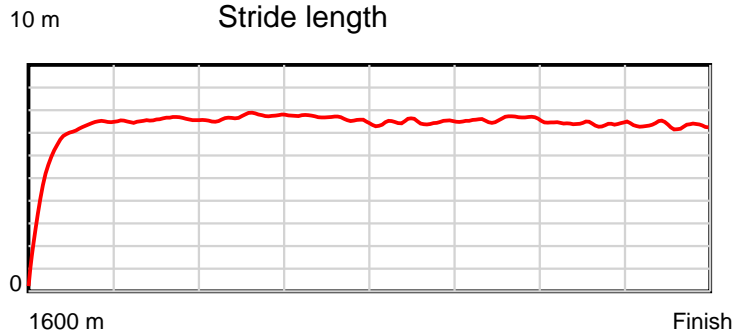
Disclaimer.

Tasracing Pty Ltd and Thoroughbred Ratings Pty Ltd accepts no responsibility for the completeness or accuracy of any of the information contained herein, and makes no representations about its suitability for any particular purpose. Users should make their own judgements about those matters and/or seek independent advice. You assume all risks associated with use of the data provided on this page.

Race Results

November 19, 2014, Race 8, BM72, Distance 1600m, Mowbray - Offset 5m

Result	TAB no.	Horse (Barrier)	1600 to	1400m to	1200m to	1000m to	800m to	600m to	400m to	200m to	Total or	Margin
2nd	4	Dollar Dan (2)	1400m	1200m	1000m	800m	600m	400m	200m	WP	Average	
		Position in running (margin)	-	5(2.2)	4(1.3)	2(0.0)	4(0.6)	2(0.4)	2(0.4)	3(0.7)		0.20
		Sectional time (s)	14.52	11.28	11.39	12.20	11.93	11.44	12.29	12.14		
		Cumulative time (s)	97.19	82.67	71.38	59.99	47.79	35.87	24.43	12.14	1:37.19	
		Speed (m/s)	13.78	17.73	17.56	16.39	16.76	17.48	16.27	16.47	16.46	
		Stride length (m)	6.57	7.75	7.75	7.31	7.51	7.66	7.27	7.28	7.37	
		Stride duration (s)	0.469	0.437	0.441	0.446	0.448	0.438	0.447	0.442	0.447	
		Stride efficiency (%)	67.49	93.80	93.76	83.55	88.06	91.61	82.52	82.72	84.81	
		Stride count	30.43	25.81	25.82	27.35	26.64	26.12	27.52	27.49	217.18	



Note: Horizontal distance axis grid lines are 200m furlongs.

Disclaimer.

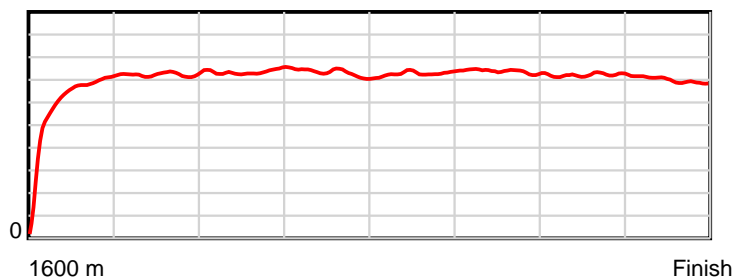
Tasracing Pty Ltd and Thoroughbred Ratings Pty Ltd accepts no responsibility for the completeness or accuracy of any of the information contained herein, and makes no representations about its suitability for any particular purpose. Users should make their own judgements about those matters and/or seek independent advice. You assume all risks associated with use of the data provided on this page.

Race Results

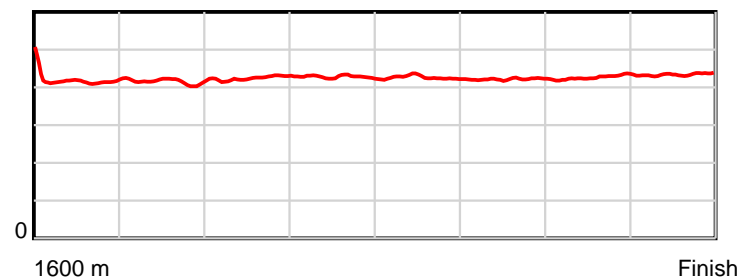
November 19, 2014, Race 8, BM72, Distance 1600m, Mowbray - Offset 5m

Result	TAB no.	Horse (Barrier)	1600 to	1400m to	1200m to	1000m to	800m to	600m to	400m to	200m to	Total or	Margin
3rd	1	O'reillys Geeg... (4)	1400m	1200m	1000m	800m	600m	400m	200m	WP	Average	
		Position in running (margin)	-	4(2.1)	3(1.3)	5(1.4)	6(0.7)	4(1.4)	4(0.6)	1(0.0)		0.60
		Sectional time (s)	14.45	11.29	11.61	11.98	12.09	11.30	12.15	12.38		
		Cumulative time (s)	97.26	82.81	71.52	59.90	47.92	35.84	24.53	12.38	1:37.26	
		Speed (m/s)	13.84	17.71	17.23	16.69	16.54	17.70	16.46	16.16	16.45	
		Stride length (m)	5.87	7.36	7.30	7.14	7.03	7.46	7.00	7.02	6.99	
		Stride duration (s)	0.420	0.416	0.424	0.428	0.425	0.421	0.425	0.435	0.425	
		Stride efficiency (%)	53.92	84.75	83.21	79.70	77.27	86.86	76.59	77.00	76.31	
		Stride count	34.05	27.16	27.41	28.01	28.44	26.83	28.57	28.49	228.96	

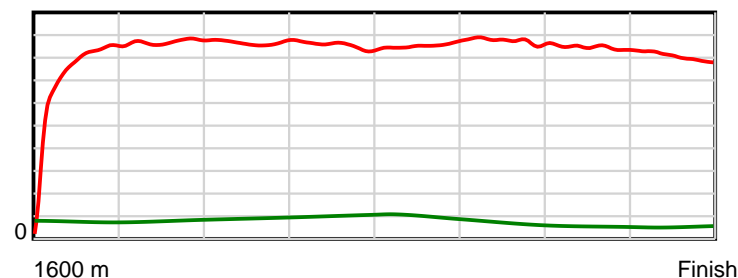
10 m Stride length



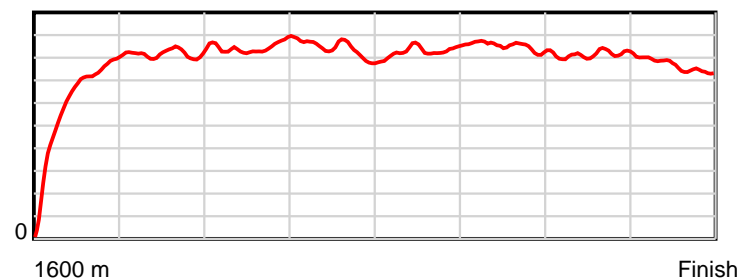
0.6 s Stride duration



20 m/sec Speed



100 % Stride efficiency



Note: Horizontal distance axis grid lines are 200m furlongs.

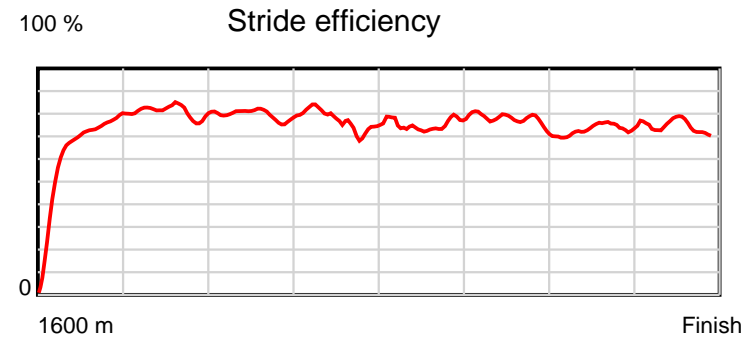
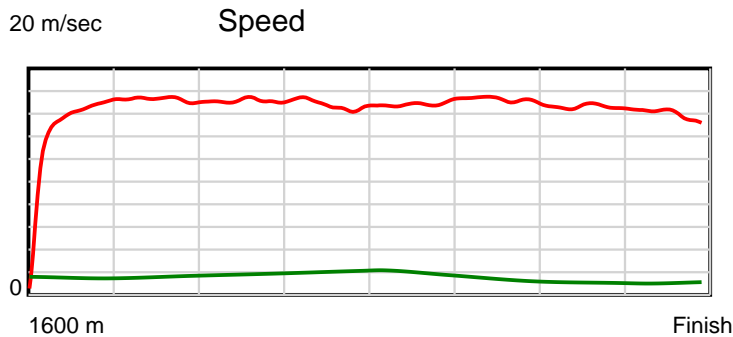
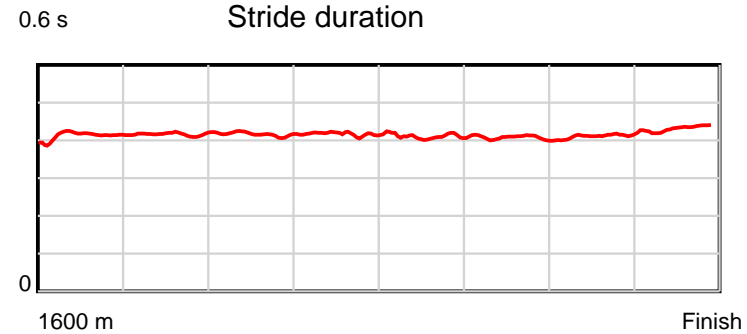
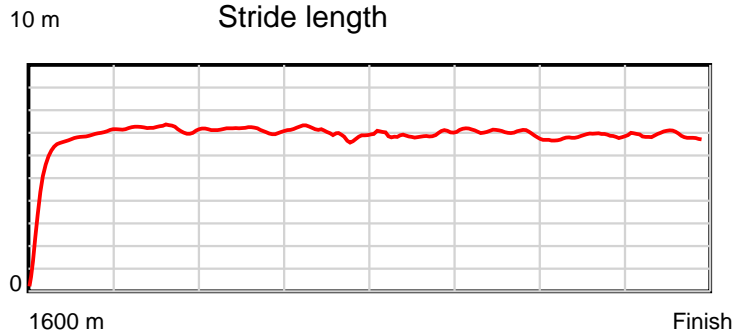
Disclaimer.

Tasracing Pty Ltd and Thoroughbred Ratings Pty Ltd accepts no responsibility for the completeness or accuracy of any of the information contained herein, and makes no representations about its suitability for any particular purpose. Users should make their own judgements about those matters and/or seek independent advice. You assume all risks associated with use of the data provided on this page.

Race Results

November 19, 2014, Race 8, BM72, Distance 1600m, Mowbray - Offset 5m

Result	TAB no.	Horse (Barrier)	1600 to	1400m to	1200m to	1000m to	800m to	600m to	400m to	200m to	Total or	Margin
4th	5	Isn't Life Str... (8)	1400m	1200m	1000m	800m	600m	400m	200m	WP	Average	
		Position in running (margin)	-	1(0.0)	1(0.0)	3(0.5)	2(0.1)	1(0.0)	1(0.0)	2(0.5)		1.10
		Sectional time (s)	13.94	11.44	11.68	12.02	11.95	11.44	12.33	12.54		
		Cumulative time (s)	97.35	83.41	71.97	60.29	48.27	36.31	24.87	12.54	1:37.34	
		Speed (m/s)	14.35	17.48	17.12	16.64	16.74	17.48	16.22	15.95	16.44	
		Stride length (m)	5.77	7.27	7.12	6.90	6.84	7.15	6.63	6.89	6.79	
		Stride duration (s)	0.406	0.416	0.416	0.415	0.409	0.409	0.409	0.432	0.413	
		Stride efficiency (%)	52.04	82.50	79.27	74.47	73.11	79.83	68.71	74.28	72.05	
		Stride count	34.66	27.53	28.08	28.97	29.24	27.98	30.16	29.01	235.63	



Note: Horizontal distance axis grid lines are 200m furlongs.

Disclaimer.

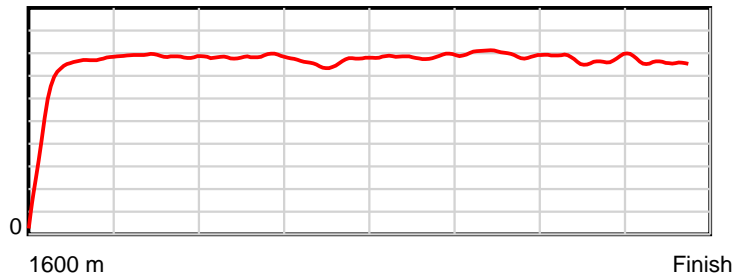
Tasracing Pty Ltd and Thoroughbred Ratings Pty Ltd accepts no responsibility for the completeness or accuracy of any of the information contained herein, and makes no representations about its suitability for any particular purpose. Users should make their own judgements about those matters and/or seek independent advice. You assume all risks associated with use of the data provided on this page.

Race Results

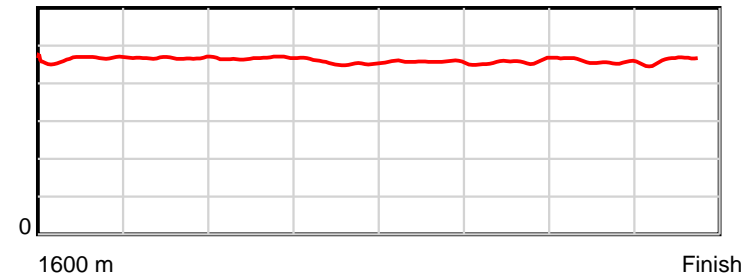
November 19, 2014, Race 8, BM72, Distance 1600m, Mowbray - Offset 5m

Result	TAB no.	Horse (Barrier)	1600 to	1400m to	1200m to	1000m to	800m to	600m to	400m to	200m to	Total or	Margin
5th	3	Another Lad AI (3)	1400m	1200m	1000m	800m	600m	400m	200m	WP	Average	
		Position in running (margin)	-	8(4.5)	8(5.5)	8(7.0)	8(7.5)	8(6.1)	8(4.7)	8(4.3)		1.90
		Sectional time (s)	14.68	11.60	11.84	12.19	11.72	11.22	12.18	12.06		
		Cumulative time (s)	97.50	82.82	71.21	59.37	47.18	35.46	24.24	12.06	1:37.50	
		Speed (m/s)	13.63	17.24	16.89	16.41	17.06	17.83	16.42	16.58	16.41	
		Stride length (m)	6.13	8.05	7.88	7.52	7.79	8.10	7.55	7.64	7.53	
		Stride duration (s)	0.448	0.467	0.466	0.458	0.457	0.454	0.460	0.461	0.459	
		Stride efficiency (%)	58.62	101.36	97.02	88.33	94.86	102.63	89.17	91.30	88.62	
		Stride count	32.65	24.83	25.38	26.60	25.67	24.68	26.48	26.17	212.46	

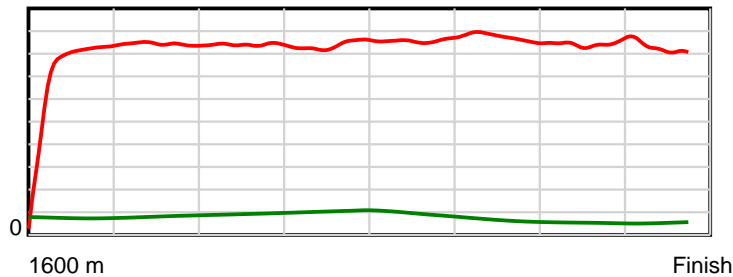
10 m Stride length



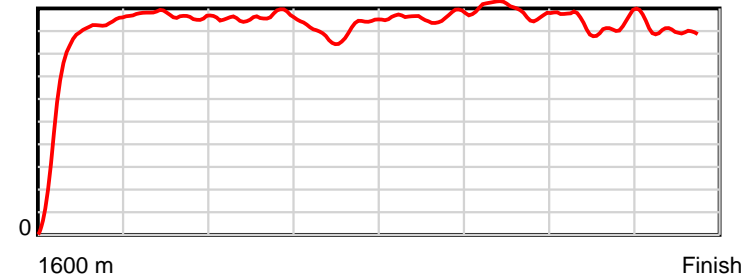
0.6 s Stride duration



20 m/sec Speed



100 % Stride efficiency



Note: Horizontal distance axis grid lines are 200m furlongs.

Disclaimer.

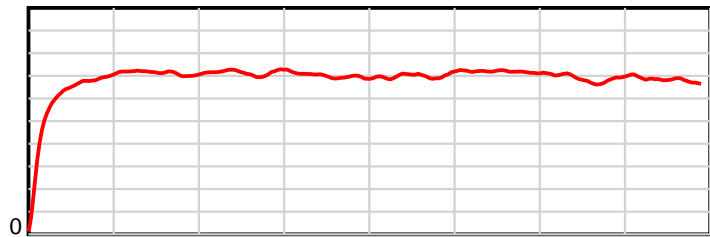
Tasracing Pty Ltd and Thoroughbred Ratings Pty Ltd accepts no responsibility for the completeness or accuracy of any of the information contained herein, and makes no representations about its suitability for any particular purpose. Users should make their own judgements about those matters and/or seek independent advice. You assume all risks associated with use of the data provided on this page.

Race Results

November 19, 2014, Race 8, BM72, Distance 1600m, Mowbray - Offset 5m

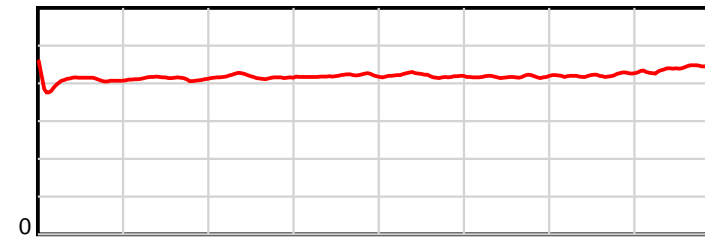
Result	TAB no.	Horse (Barrier)	1600 to	1400m to	1200m to	1000m to	800m to	600m to	400m to	200m to	Total or	Margin
6th	9	Serpents View (7)	1400m	1200m	1000m	800m	600m	400m	200m	WP	Average	
		Position in running (margin)	-	2(0.2)	2(0.1)	1(0.0)	1(0.0)	3(0.5)	3(0.6)	4(1.6)		3.20
		Sectional time (s)	13.98	11.42	11.58	12.10	12.05	11.44	12.43	12.73		
		Cumulative time (s)	97.74	83.76	72.34	60.76	48.65	36.60	25.16	12.73	1:37.73	
		Speed (m/s)	14.31	17.51	17.27	16.53	16.60	17.48	16.09	15.71	16.37	
		Stride length (m)	5.79	7.22	7.20	6.94	6.97	7.28	6.77	6.91	6.85	
		Stride duration (s)	0.407	0.412	0.417	0.420	0.420	0.416	0.421	0.440	0.419	
		Stride efficiency (%)	52.37	81.51	80.91	75.33	76.01	82.76	71.63	74.65	73.38	
		Stride count	34.55	27.69	27.79	28.81	28.68	27.48	29.54	28.94	233.48	

10 m Stride length



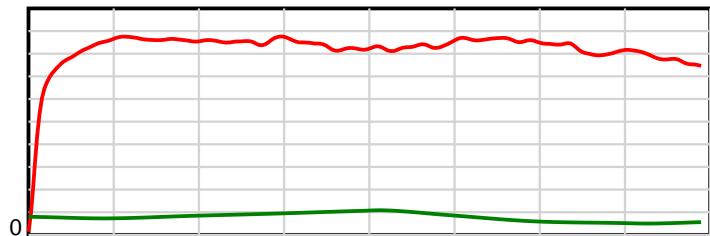
1600 m Finish

0.6 s Stride duration



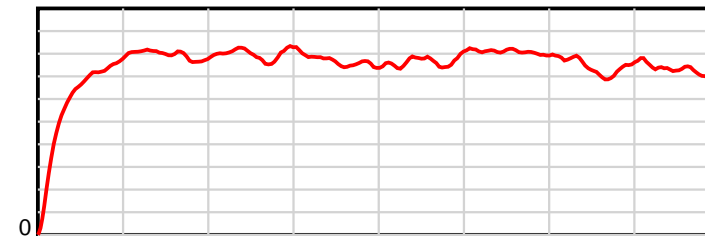
1600 m Finish

20 m/sec Speed



1600 m Finish

100 % Stride efficiency



1600 m Finish

Note: Horizontal distance axis grid lines are 200m furlongs.

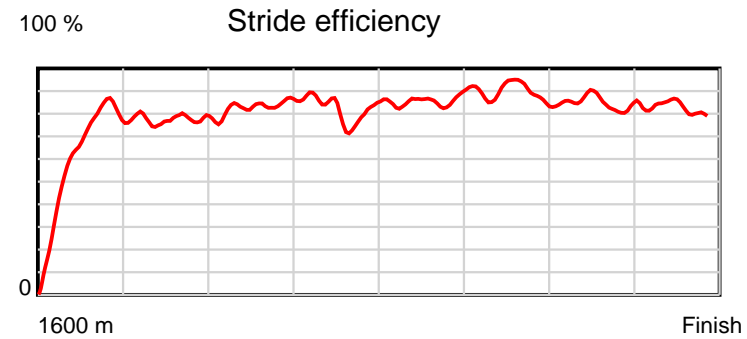
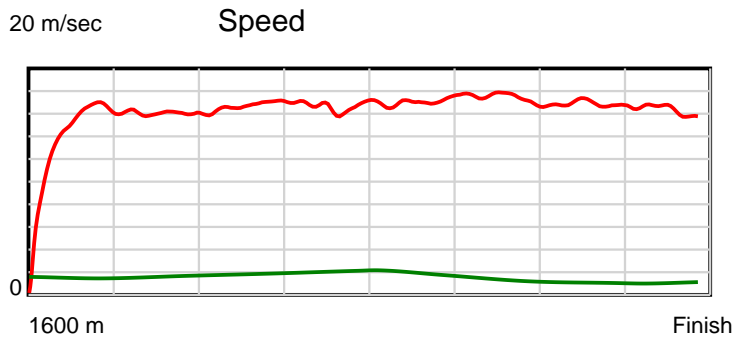
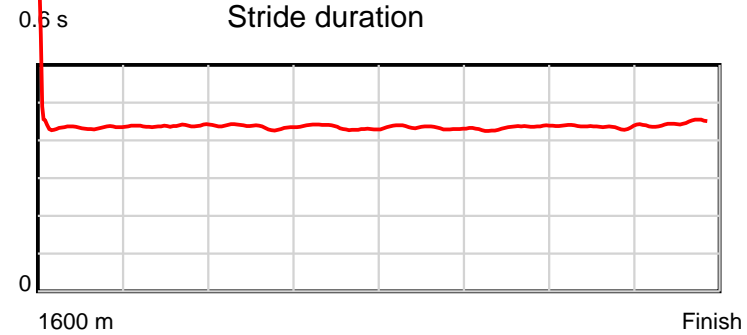
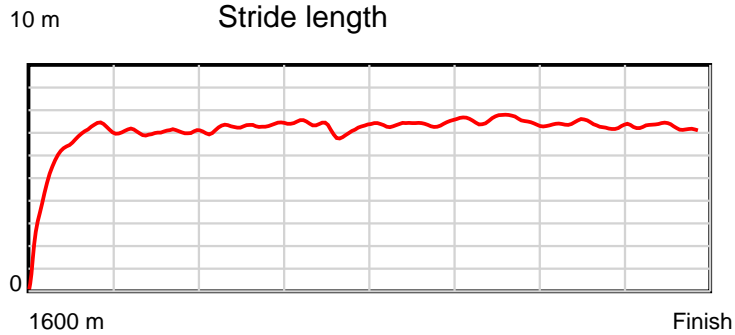
Disclaimer.

Tasracing Pty Ltd and Thoroughbred Ratings Pty Ltd accepts no responsibility for the completeness or accuracy of any of the information contained herein, and makes no representations about its suitability for any particular purpose. Users should make their own judgements about those matters and/or seek independent advice. You assume all risks associated with use of the data provided on this page.

Race Results

November 19, 2014, Race 8, BM72, Distance 1600m, Mowbray - Offset 5m

Result	TAB no.	Horse (Barrier)	1600 to	1400m to	1200m to	1000m to	800m to	600m to	400m to	200m to	Total or	Margin
7th	8	Digger's Dame (6)	1400m	1200m	1000m	800m	600m	400m	200m	WP	Average	
		Position in running (margin)	-	9(5.6)	9(7.8)	9(8.5)	9(8.2)	9(6.6)	9(7.2)	9(6.0)		3.50
		Sectional time (s)	14.72	11.82	11.70	12.06	11.69	11.55	12.05	12.21		
		Cumulative time (s)	97.79	83.07	71.25	59.55	47.50	35.81	24.26	12.21	1:37.79	
		Speed (m/s)	13.59	16.92	17.09	16.58	17.11	17.32	16.60	16.38	16.36	
		Stride length (m)	5.90	7.41	7.46	7.20	7.43	7.49	7.23	7.30	7.14	
		Stride duration (s)	0.435	0.438	0.436	0.434	0.434	0.433	0.436	0.446	0.436	
		Stride efficiency (%)	54.40	85.74	87.01	81.09	86.17	87.76	81.78	83.24	79.63	
		Stride count	33.90	27.00	26.80	27.76	26.93	26.69	27.65	27.40	224.13	



Note: Horizontal distance axis grid lines are 200m furlongs.

Disclaimer.

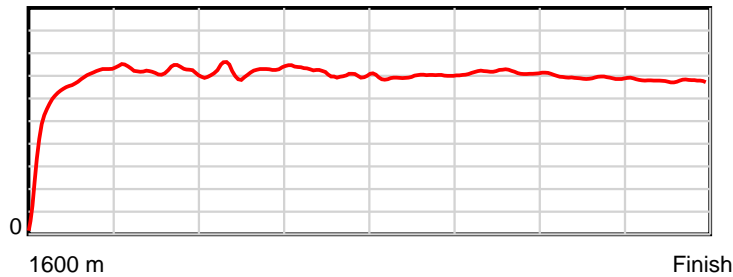
Tasracing Pty Ltd and Thoroughbred Ratings Pty Ltd accepts no responsibility for the completeness or accuracy of any of the information contained herein, and makes no representations about its suitability for any particular purpose. Users should make their own judgements about those matters and/or seek independent advice. You assume all risks associated with use of the data provided on this page.

Race Results

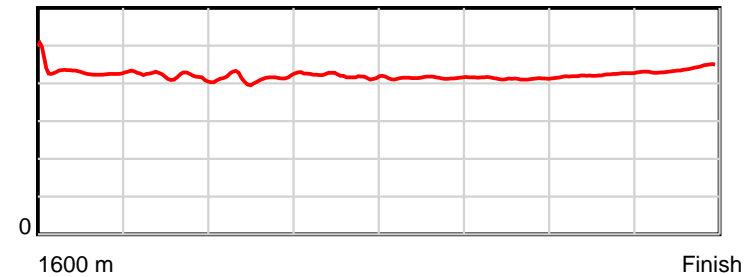
November 19, 2014, Race 8, BM72, Distance 1600m, Mowbray - Offset 5m

Result	TAB no.	Horse (Barrier)	1600 to	1400m to	1200m to	1000m to	800m to	600m to	400m to	200m to	Total or	Margin
8th	10	Ourmaher (9)	1400m	1200m	1000m	800m	600m	400m	200m	WP	Average	
		Position in running (margin)	-	3(1.5)	5(1.8)	4(0.9)	5(0.6)	5(1.9)	5(1.2)	6(3.0)		5.50
		Sectional time (s)	14.30	11.48	11.44	12.06	12.17	11.32	12.56	12.82		
		Cumulative time (s)	98.16	83.86	72.37	60.93	48.88	36.71	25.39	12.82	1:38.15	
		Speed (m/s)	13.98	17.42	17.48	16.58	16.43	17.67	15.92	15.60	16.30	
		Stride length (m)	6.15	7.31	7.21	6.95	6.81	7.29	6.72	6.83	6.89	
		Stride duration (s)	0.437	0.420	0.412	0.419	0.414	0.413	0.422	0.438	0.423	
		Stride efficiency (%)	59.05	83.50	81.12	75.56	72.48	83.03	70.56	72.98	74.16	
		Stride count	32.54	27.36	27.76	28.76	29.37	27.44	29.76	29.27	232.26	

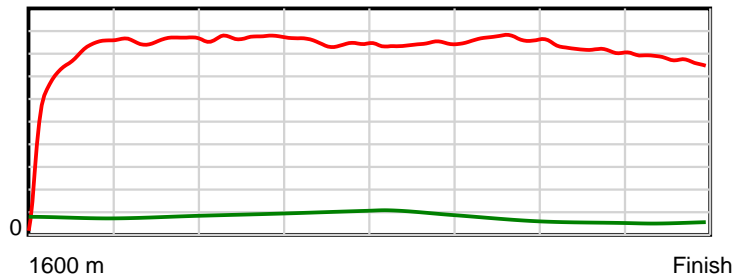
10 m Stride length



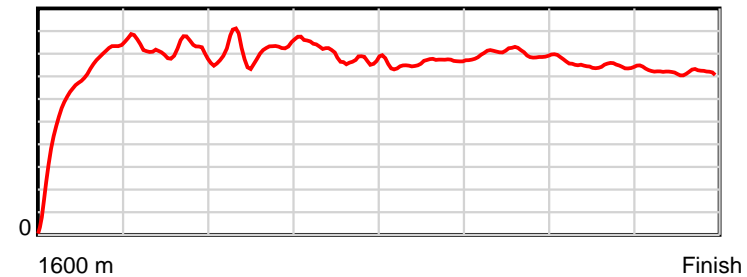
0.6 s Stride duration



20 m/sec Speed



100 % Stride efficiency



Note: Horizontal distance axis grid lines are 200m furlongs.

Disclaimer.

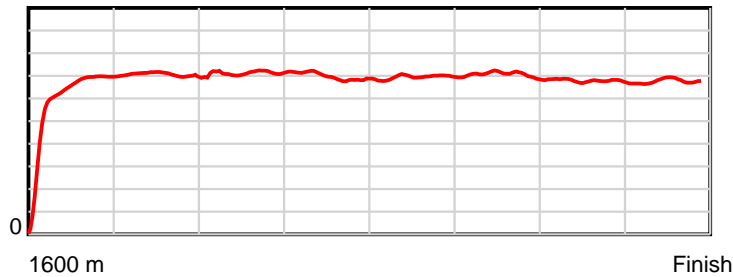
Tasracing Pty Ltd and Thoroughbred Ratings Pty Ltd accepts no responsibility for the completeness or accuracy of any of the information contained herein, and makes no representations about its suitability for any particular purpose. Users should make their own judgements about those matters and/or seek independent advice. You assume all risks associated with use of the data provided on this page.

Race Results

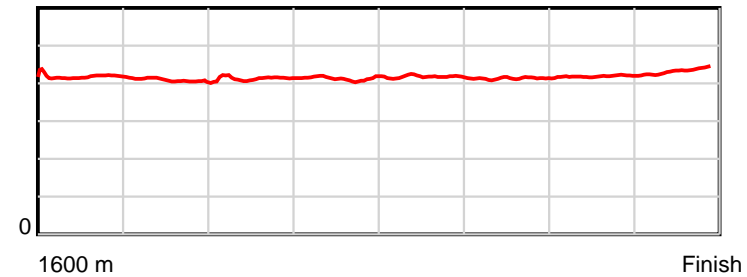
November 19, 2014, Race 8, BM72, Distance 1600m, Mowbray - Offset 5m

Result	TAB no.	Horse (Barrier)	1600 to	1400m to	1200m to	1000m to	800m to	600m to	400m to	200m to	Total or	Margin
9th	7	Topiary (1)	1400m	1200m	1000m	800m	600m	400m	200m	WP	Average	
		Position in running (margin)	-	6(3.1)	6(2.1)	6(1.9)	3(0.6)	6(2.5)	6(2.9)	7(4.2)		7.50
		Sectional time (s)	14.60	11.26	11.56	11.89	12.28	11.50	12.47	12.99		
		Cumulative time (s)	98.54	83.94	72.68	61.12	49.24	36.95	25.45	12.99	1:38.54	
		Speed (m/s)	13.70	17.76	17.30	16.82	16.29	17.39	16.04	15.40	16.24	
		Stride length (m)	5.73	7.27	7.01	6.94	6.80	7.18	6.71	6.68	6.76	
		Stride duration (s)	0.414	0.410	0.405	0.413	0.418	0.413	0.418	0.434	0.416	
		Stride efficiency (%)	51.37	82.68	76.84	75.32	72.23	80.59	70.27	69.67	71.37	
		Stride count	34.88	27.50	28.52	28.81	29.42	27.85	29.82	29.95	236.75	

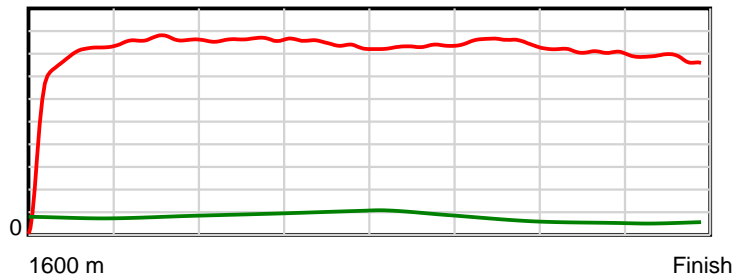
10 m Stride length



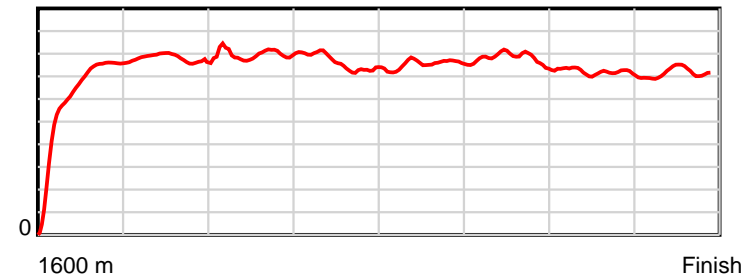
0.6 s Stride duration



20 m/sec Speed



100 % Stride efficiency



Note: Horizontal distance axis grid lines are 200m furlongs.

Disclaimer.

Tasracing Pty Ltd and Thoroughbred Ratings Pty Ltd accepts no responsibility for the completeness or accuracy of any of the information contained herein, and makes no representations about its suitability for any particular purpose. Users should make their own judgements about those matters and/or seek independent advice. You assume all risks associated with use of the data provided on this page.