



Race Results

Tasmanian Racing Club, Hobart, November 30, 2014

Compilation date: December 1, 2014, 2:16:46 PM (EST)

Copyright © 2014 Tasracing Pty Ltd. All rights reserved.

Trademarks.

StrideMASTER is a registered trademark of Thoroughbred Ratings Pty Ltd.

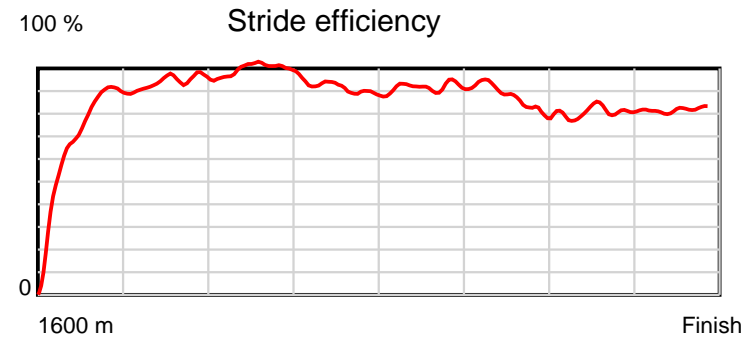
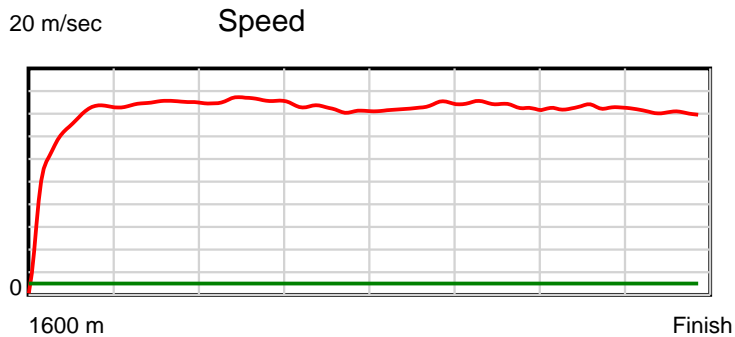
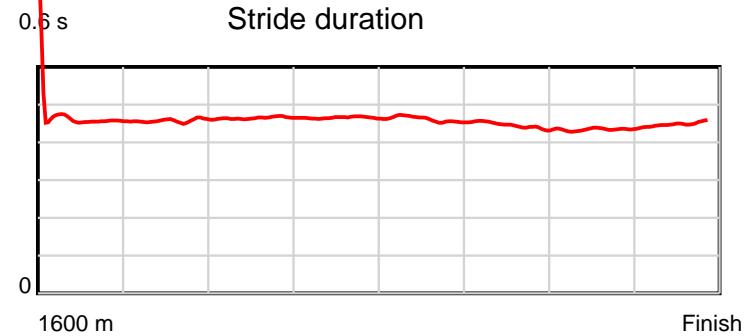
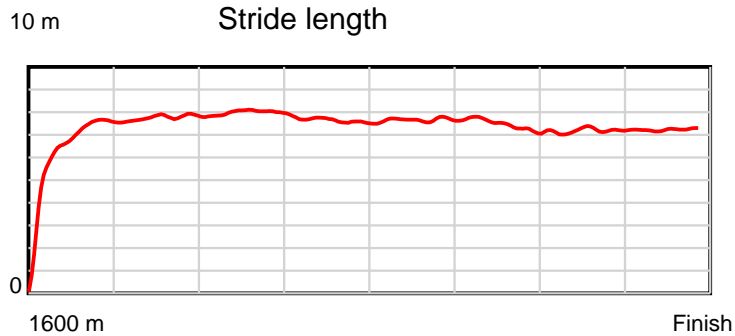
Disclaimer.

Tasracing Pty Ltd and Thoroughbred Ratings Pty Ltd accepts no responsibility for the completeness or accuracy of any of the information contained herein, and makes no representations about its suitability for any particular purpose. Users should make their own judgements about those matters and/or seek independent advice. You assume all risks associated with use of the data provided on this page.

Race Results

November 30, 2014, Race 5, MDN/CL1-SW, Distance 1600m, Elwick Course Proper - Offset 3m

Result	TAB no.	Horse (Barrier)	1600 to	1400m to	1200m to	1000m to	800m to	600m to	400m to	200m to	Total or	Margin
1st	3	Geegees Classi... (7)	1400m	1200m	1000m	800m	600m	400m	200m	WP	Average	
		Position in running (margin)	-	10(4.0)	8(7.3)	9(8.2)	9(10.7)	10(12.0)	9(10.1)	5(4.6)		0.00
		Sectional time (s)	13.74	11.61	11.74	12.19	12.33	12.15	11.90	12.28		
		Cumulative time (s)	97.94	84.20	72.59	60.85	48.66	36.33	24.18	12.28	1:37.94	
		Speed (m/s)	14.56	17.23	17.04	16.41	16.22	16.46	16.81	16.29	16.34	
		Stride length (m)	7.01	7.87	7.90	7.63	7.49	7.35	7.29	7.29	7.47	
		Stride duration (s)	0.482	0.457	0.464	0.465	0.462	0.446	0.434	0.448	0.457	
		Stride efficiency (%)	76.75	96.75	97.49	91.07	87.75	84.35	83.05	83.08	87.15	
		Stride count	28.54	25.42	25.32	26.20	26.69	27.22	27.43	27.43	214.25	



Note: Horizontal distance axis grid lines are 200m furlongs.

Disclaimer.

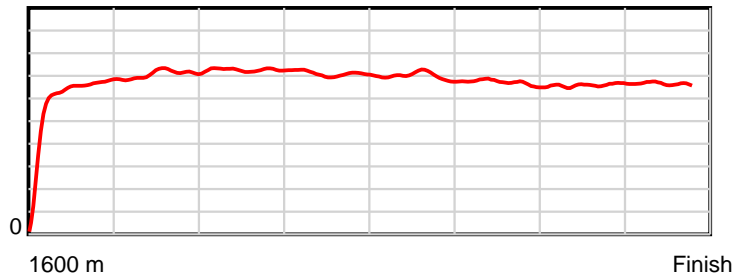
Tasracing Pty Ltd and Thoroughbred Ratings Pty Ltd accepts no responsibility for the completeness or accuracy of any of the information contained herein, and makes no representations about its suitability for any particular purpose. Users should make their own judgements about those matters and/or seek independent advice. You assume all risks associated with use of the data provided on this page.

Race Results

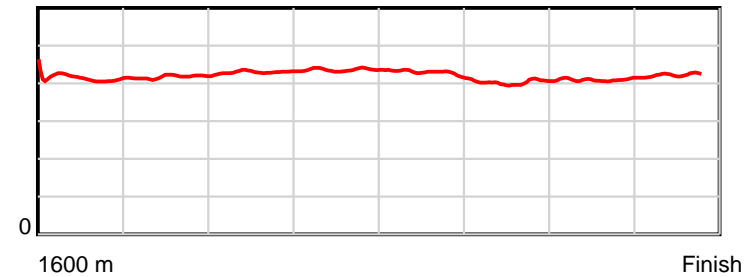
November 30, 2014, Race 5, MDN/CL1-SW, Distance 1600m, Elwick Course Proper - Offset 3m

Result	TAB no.	Horse (Barrier)	1600 to	1400m to	1200m to	1000m to	800m to	600m to	400m to	200m to	Total or	Margin
2nd	13	Shayana (8)	1400m	1200m	1000m	800m	600m	400m	200m	WP	Average	
		Position in running (margin)	-	5(2.5)	7(5.2)	7(6.2)	7(8.4)	8(10.1)	5(8.4)	4(4.1)		1.00
		Sectional time (s)	13.46	11.52	11.74	12.15	12.39	12.19	12.10	12.56		
		Cumulative time (s)	98.12	84.66	73.14	61.39	49.24	36.85	24.67	12.56	1:38.12	
		Speed (m/s)	14.85	17.36	17.04	16.46	16.14	16.41	16.53	15.92	16.31	
		Stride length (m)	6.22	7.23	7.29	7.16	6.98	6.62	6.75	6.70	6.85	
		Stride duration (s)	0.420	0.416	0.428	0.435	0.432	0.403	0.409	0.421	0.420	
		Stride efficiency (%)	60.51	81.61	82.95	80.20	76.05	68.48	71.19	70.06	73.33	
		Stride count	32.14	27.67	27.45	27.92	28.67	30.21	29.63	29.87	233.56	

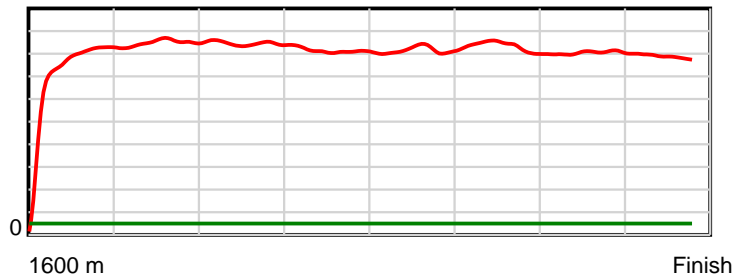
10 m Stride length



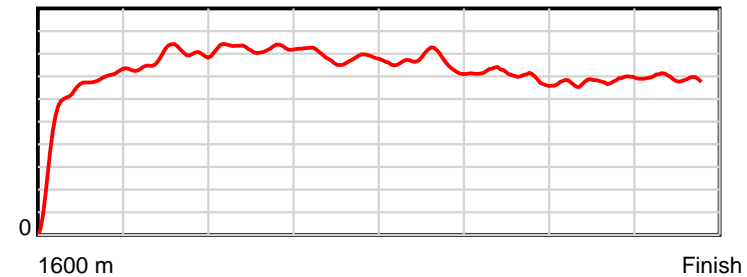
0.6 s Stride duration



20 m/sec Speed



100 % Stride efficiency



Note: Horizontal distance axis grid lines are 200m furlongs.

Disclaimer.

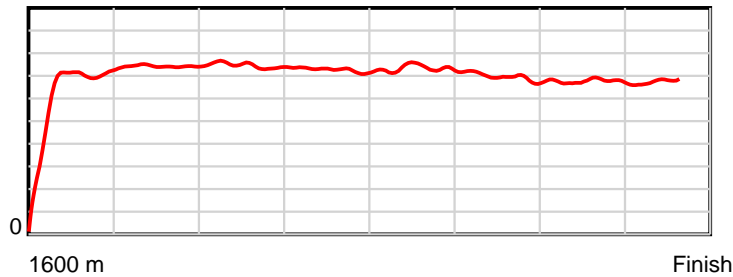
Tasracing Pty Ltd and Thoroughbred Ratings Pty Ltd accepts no responsibility for the completeness or accuracy of any of the information contained herein, and makes no representations about its suitability for any particular purpose. Users should make their own judgements about those matters and/or seek independent advice. You assume all risks associated with use of the data provided on this page.

Race Results

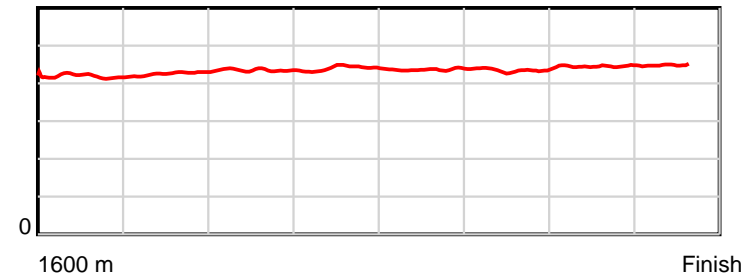
November 30, 2014, Race 5, MDN/CL1-SW, Distance 1600m, Elwick Course Proper - Offset 3m

Result	TAB no.	Horse (Barrier)	1600 to	1400m to	1200m to	1000m to	800m to	600m to	400m to	200m to	Total or	Margin
3rd	6	Ile Aux Cygnes (2)	1400m	1200m	1000m	800m	600m	400m	200m	WP	Average	
		Position in running (margin)	-	4(1.6)	3(1.3)	3(1.0)	2(1.6)	2(2.8)	2(3.0)	2(2.6)		2.30
		Sectional time (s)	13.28	11.01	11.54	11.89	12.31	12.48	12.76	13.10		
		Cumulative time (s)	98.36	85.08	74.08	62.54	50.65	38.34	25.86	13.10	1:38.36	
		Speed (m/s)	15.06	18.17	17.33	16.82	16.25	16.03	15.67	15.27	16.27	
		Stride length (m)	6.19	7.66	7.51	7.36	7.11	6.98	6.93	6.85	7.05	
		Stride duration (s)	0.413	0.421	0.434	0.438	0.438	0.436	0.442	0.449	0.433	
		Stride efficiency (%)	59.91	91.61	88.24	84.75	78.99	76.19	74.96	73.28	77.60	
		Stride count	32.30	26.12	26.61	27.16	28.13	28.64	28.88	29.21	227.05	

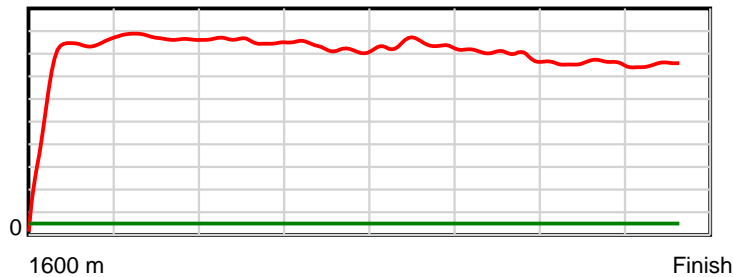
10 m Stride length



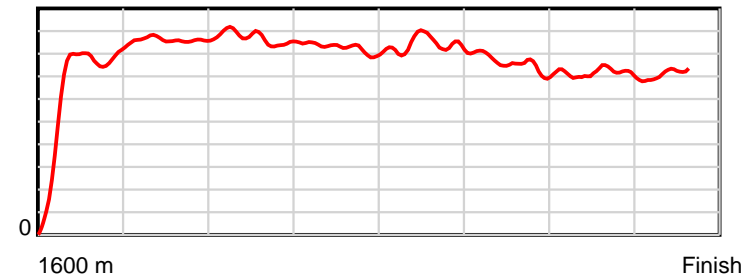
0.6 s Stride duration



20 m/sec Speed



100 % Stride efficiency



Note: Horizontal distance axis grid lines are 200m furlongs.

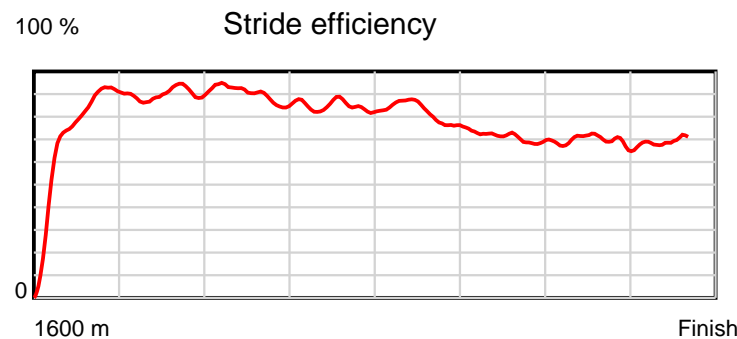
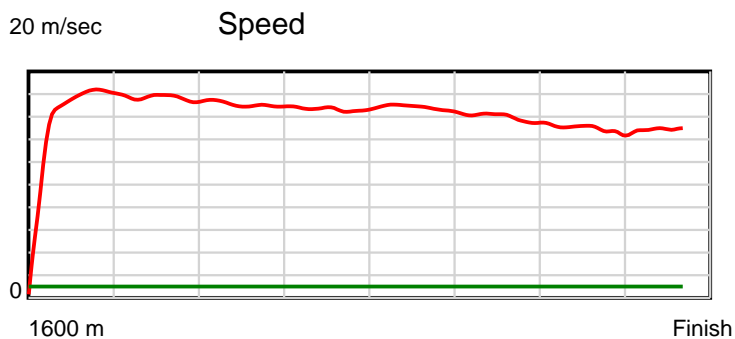
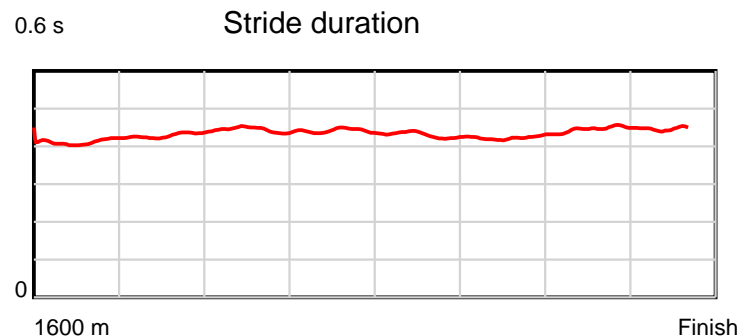
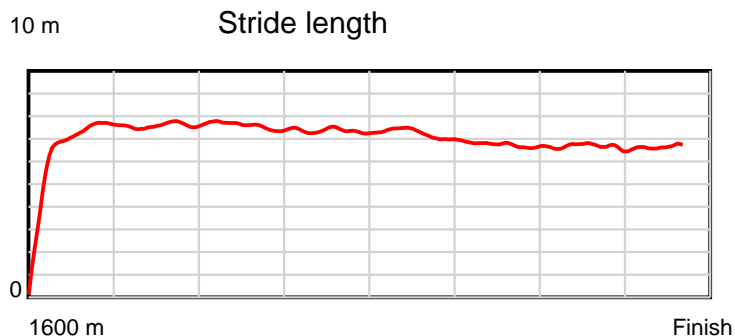
Disclaimer.

Tasracing Pty Ltd and Thoroughbred Ratings Pty Ltd accepts no responsibility for the completeness or accuracy of any of the information contained herein, and makes no representations about its suitability for any particular purpose. Users should make their own judgements about those matters and/or seek independent advice. You assume all risks associated with use of the data provided on this page.

Race Results

November 30, 2014, Race 5, MDN/CL1-SW, Distance 1600m, Elwick Course Proper - Offset 3m

Result	TAB no.	Horse (Barrier)	1600 to	1400m to	1200m to	1000m to	800m to	600m to	400m to	200m to	Total or	Margin
4th	8	Shezastig (10)	1400m	1200m	1000m	800m	600m	400m	200m	WP	Average	
		Position in running (margin)	-	2(1.2)	1(0.0)	1(0.0)	1(0.0)	1(0.0)	1(0.0)	1(0.0)		3.60
		Sectional time (s)	13.54	10.87	11.58	11.78	12.11	12.46	12.81	13.45		
		Cumulative time (s)	98.61	85.07	74.21	62.62	50.84	38.73	26.27	13.45	1:38.61	
		Speed (m/s)	14.78	18.40	17.27	16.98	16.52	16.05	15.61	14.87	16.23	
		Stride length (m)	6.22	7.82	7.66	7.47	7.18	6.76	6.85	6.66	7.04	
		Stride duration (s)	0.411	0.425	0.443	0.440	0.435	0.421	0.439	0.448	0.434	
		Stride efficiency (%)	60.48	95.68	91.60	87.28	80.54	71.32	73.34	69.23	77.43	
		Stride count	32.15	25.56	26.12	26.76	27.86	29.61	29.19	30.05	227.30	



Note: Horizontal distance axis grid lines are 200m furlongs.

Disclaimer.

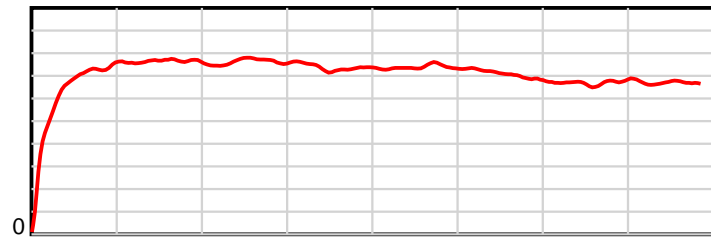
Tasracing Pty Ltd and Thoroughbred Ratings Pty Ltd accepts no responsibility for the completeness or accuracy of any of the information contained herein, and makes no representations about its suitability for any particular purpose. Users should make their own judgements about those matters and/or seek independent advice. You assume all risks associated with use of the data provided on this page.

Race Results

November 30, 2014, Race 5, MDN/CL1-SW, Distance 1600m, Elwick Course Proper - Offset 3m

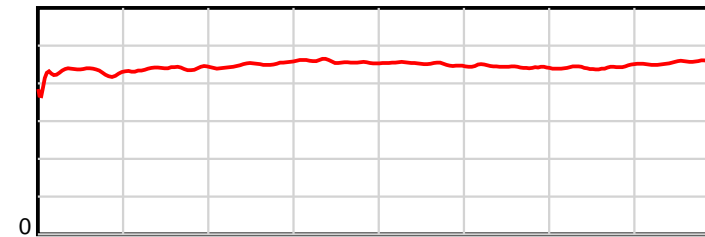
Result	TAB no.	Horse (Barrier)	1600 to	1400m to	1200m to	1000m to	800m to	600m to	400m to	200m to	Total or	Margin
5th	14	Ho Hey (3)	1400m	1200m	1000m	800m	600m	400m	200m	WP	Average	
		Position in running (margin)	-	1(0.0)	2(0.4)	2(1.0)	3(3.6)	3(3.6)	3(3.6)	3(3.4)		5.60
		Sectional time (s)	13.31	11.12	11.68	12.22	12.10	12.47	12.77	13.29		
		Cumulative time (s)	98.98	85.67	74.54	62.86	50.64	38.53	26.07	13.29	1:38.98	
		Speed (m/s)	15.03	17.99	17.12	16.37	16.53	16.04	15.66	15.05	16.16	
		Stride length (m)	6.41	7.88	7.68	7.49	7.48	7.12	6.91	6.84	7.20	
		Stride duration (s)	0.416	0.438	0.448	0.458	0.453	0.444	0.442	0.455	0.445	
		Stride efficiency (%)	64.27	96.93	92.11	87.61	87.35	79.29	74.67	73.11	80.92	
		Stride count	31.19	25.39	26.05	26.71	26.75	28.08	28.93	29.24	222.34	

10 m Stride length



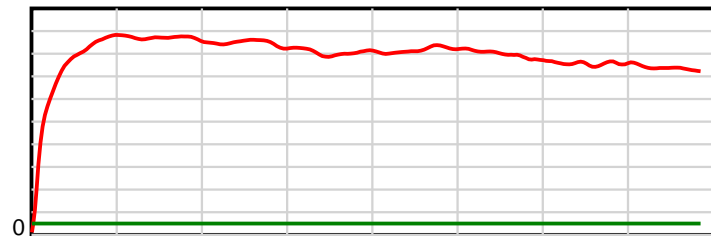
1600 m Finish

0.6 s Stride duration



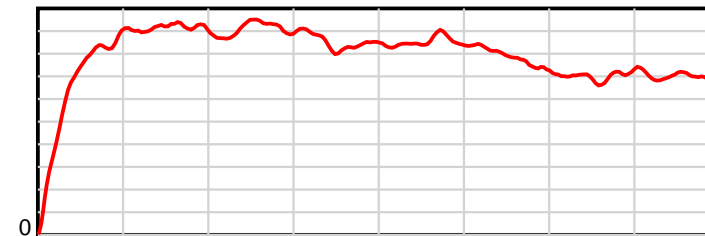
1600 m Finish

20 m/sec Speed



1600 m Finish

100 % Stride efficiency



1600 m Finish

Note: Horizontal distance axis grid lines are 200m furlongs.

Disclaimer.

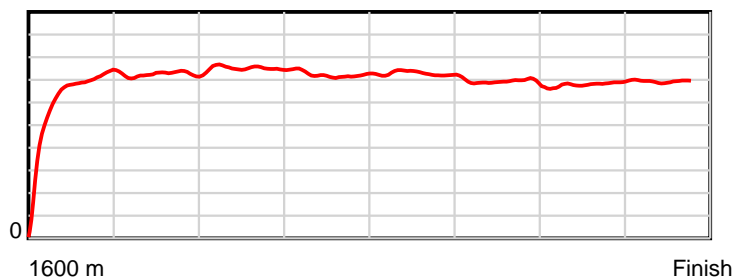
Tasracing Pty Ltd and Thoroughbred Ratings Pty Ltd accepts no responsibility for the completeness or accuracy of any of the information contained herein, and makes no representations about its suitability for any particular purpose. Users should make their own judgements about those matters and/or seek independent advice. You assume all risks associated with use of the data provided on this page.

Race Results

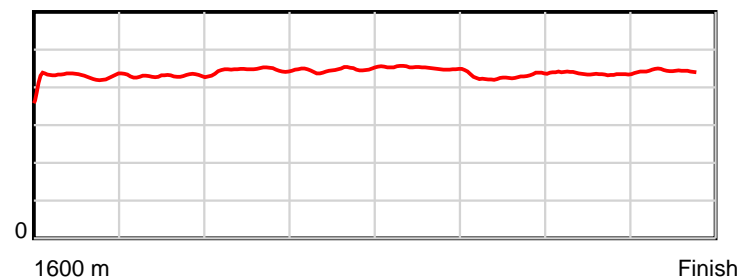
November 30, 2014, Race 5, MDN/CL1-SW, Distance 1600m, Elwick Course Proper - Offset 3m

Result	TAB no.	Horse (Barrier)	1600 to	1400m to	1200m to	1000m to	800m to	600m to	400m to	200m to	Total or	Margin
6th	1	Fairly French (4)	1400m	1200m	1000m	800m	600m	400m	200m	WP	Average	
		Position in running (margin)	-	3(1.3)	5(4.9)	6(5.2)	6(7.3)	6(9.5)	6(8.7)	6(7.4)		5.70
		Sectional time (s)	13.55	11.66	11.64	12.13	12.48	12.33	12.60	12.62		
		Cumulative time (s)	99.00	85.45	73.79	62.15	50.02	37.54	25.21	12.62	1:39.00	
		Speed (m/s)	14.76	17.15	17.18	16.49	16.03	16.22	15.87	15.85	16.16	
		Stride length (m)	6.25	7.40	7.63	7.34	7.24	6.98	6.92	7.01	7.08	
		Stride duration (s)	0.418	0.431	0.444	0.445	0.452	0.430	0.436	0.442	0.438	
		Stride efficiency (%)	61.08	85.60	90.89	84.23	82.02	76.19	74.92	76.74	78.23	
		Stride count	31.99	27.02	26.22	27.24	27.61	28.64	28.88	28.54	226.14	

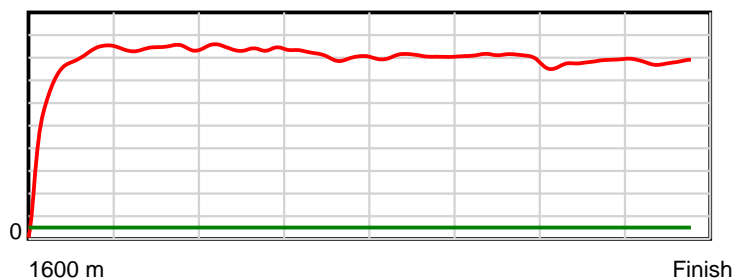
10 m Stride length



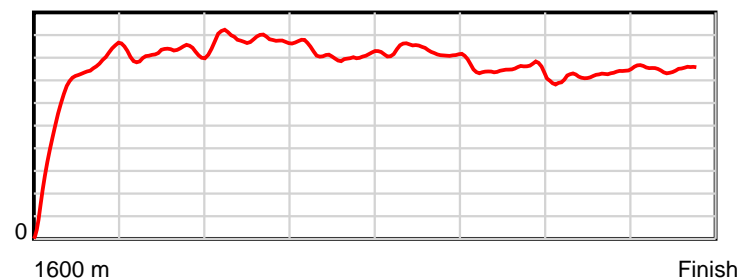
0.6 s Stride duration



20 m/sec Speed



100 % Stride efficiency



Note: Horizontal distance axis grid lines are 200m furlongs.

Disclaimer.

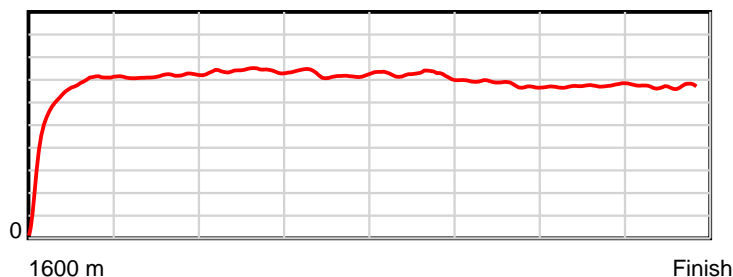
Tasracing Pty Ltd and Thoroughbred Ratings Pty Ltd accepts no responsibility for the completeness or accuracy of any of the information contained herein, and makes no representations about its suitability for any particular purpose. Users should make their own judgements about those matters and/or seek independent advice. You assume all risks associated with use of the data provided on this page.

Race Results

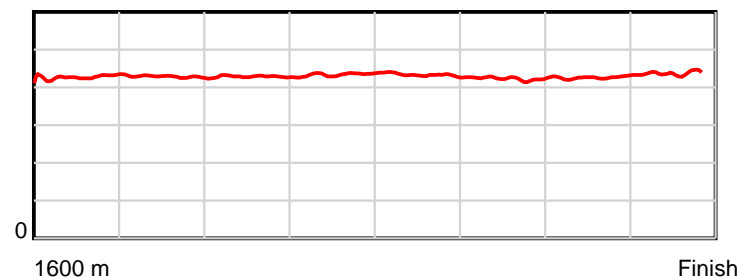
November 30, 2014, Race 5, MDN/CL1-SW, Distance 1600m, Elwick Course Proper - Offset 3m

Result	TAB no.	Horse (Barrier)	1600 to	1400m to	1200m to	1000m to	800m to	600m to	400m to	200m to	Total or	Margin
7th	12	Desert Strateg... (5)	1400m	1200m	1000m	800m	600m	400m	200m	WP	Average	
		Position in running (margin)	-	9(3.1)	9(7.4)	8(7.6)	8(8.9)	7(9.6)	8(10.0)	7(8.3)		8.50
		Sectional time (s)	13.97	11.78	11.62	12.00	12.22	12.52	12.53	12.88		
		Cumulative time (s)	99.53	85.56	73.78	62.15	50.15	37.93	25.41	12.88	1:39.53	
		Speed (m/s)	14.32	16.98	17.21	16.67	16.37	15.97	15.96	15.53	16.08	
		Stride length (m)	6.25	7.29	7.36	7.21	7.10	6.75	6.79	6.77	6.92	
		Stride duration (s)	0.424	0.429	0.428	0.432	0.434	0.423	0.426	0.436	0.431	
		Stride efficiency (%)	61.00	83.08	84.76	81.15	78.79	71.20	72.15	71.64	74.89	
		Stride count	32.01	27.43	27.16	27.75	28.17	29.63	29.43	29.54	231.12	

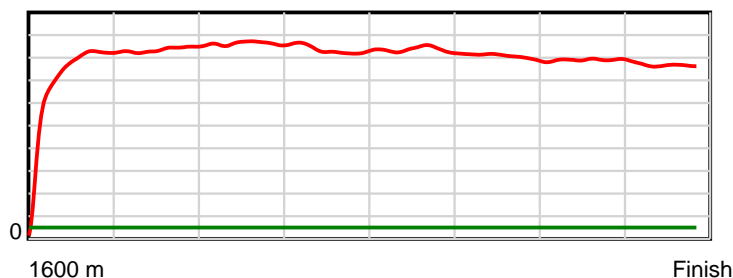
10 m Stride length



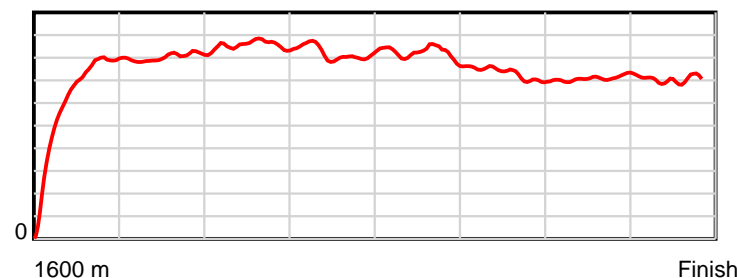
0.6 s Stride duration



20 m/sec Speed



100 % Stride efficiency



Note: Horizontal distance axis grid lines are 200m furlongs.

Disclaimer.

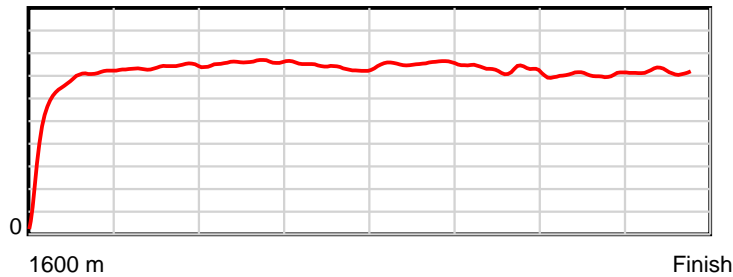
Tasracing Pty Ltd and Thoroughbred Ratings Pty Ltd accepts no responsibility for the completeness or accuracy of any of the information contained herein, and makes no representations about its suitability for any particular purpose. Users should make their own judgements about those matters and/or seek independent advice. You assume all risks associated with use of the data provided on this page.

Race Results

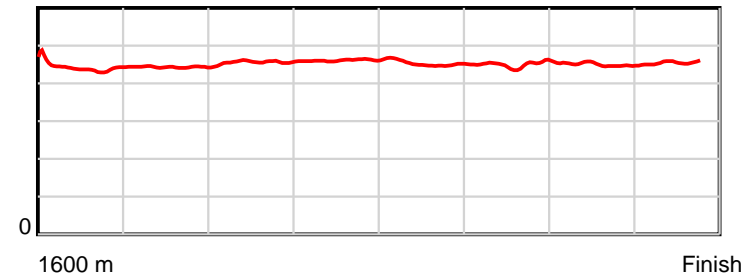
November 30, 2014, Race 5, MDN/CL1-SW, Distance 1600m, Elwick Course Proper - Offset 3m

Result	TAB no.	Horse (Barrier)	1600 to	1400m to	1200m to	1000m to	800m to	600m to	400m to	200m to	Total or	Margin
8th	5	Good Call Paul (11)	1400m	1200m	1000m	800m	600m	400m	200m	WP	Average	
		Position in running (margin)	-	11(5.5)	11(9.5)	11(11.8)	13(14.8)	12(14.2)	11(12.7)	11(11.7)		8.70
		Sectional time (s)	14.21	11.72	11.96	12.29	12.01	12.22	12.65	12.50		
		Cumulative time (s)	99.56	85.35	73.63	61.67	49.38	37.37	25.15	12.50	1:39.56	
		Speed (m/s)	14.07	17.06	16.72	16.27	16.65	16.37	15.81	16.00	16.07	
		Stride length (m)	6.44	7.56	7.59	7.49	7.56	7.34	7.15	7.26	7.28	
		Stride duration (s)	0.444	0.443	0.454	0.460	0.454	0.449	0.453	0.454	0.453	
		Stride efficiency (%)	64.83	89.21	89.98	87.65	89.28	84.24	79.98	82.34	82.81	
		Stride count	31.05	26.47	26.36	26.70	26.46	27.24	27.96	27.55	219.79	

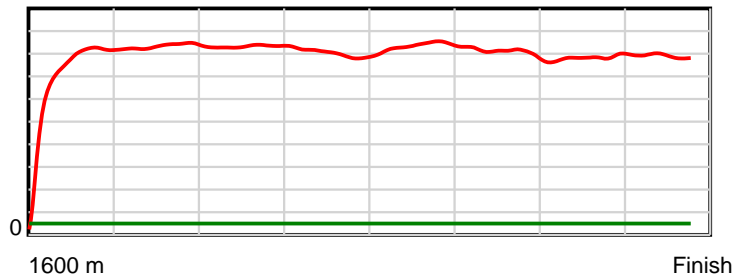
10 m Stride length



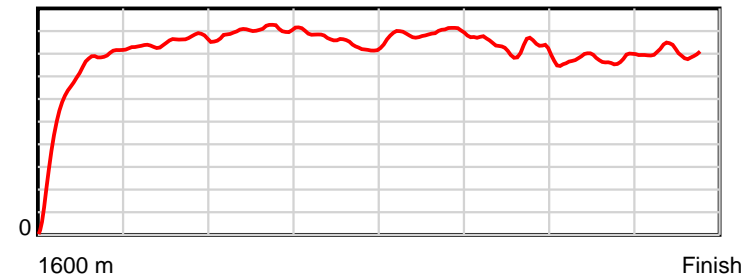
0.6 s Stride duration



20 m/sec Speed



100 % Stride efficiency



Note: Horizontal distance axis grid lines are 200m furlongs.

Disclaimer.

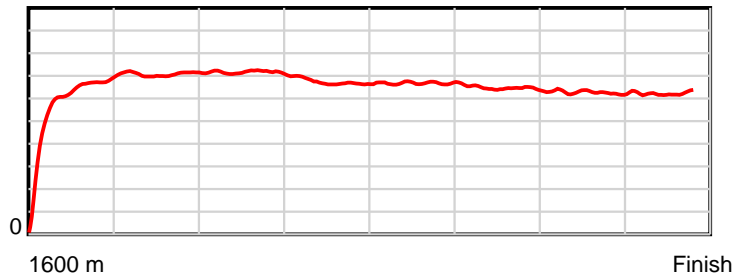
Tasracing Pty Ltd and Thoroughbred Ratings Pty Ltd accepts no responsibility for the completeness or accuracy of any of the information contained herein, and makes no representations about its suitability for any particular purpose. Users should make their own judgements about those matters and/or seek independent advice. You assume all risks associated with use of the data provided on this page.

Race Results

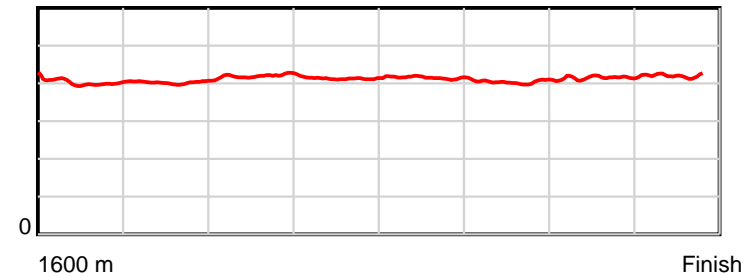
November 30, 2014, Race 5, MDN/CL1-SW, Distance 1600m, Elwick Course Proper - Offset 3m

Result	TAB no.	Horse (Barrier)	1600 to	1400m to	1200m to	1000m to	800m to	600m to	400m to	200m to	Total or	Margin
9th	11	Young Robin (9)	1400m	1200m	1000m	800m	600m	400m	200m	WP	Average	
		Position in running (margin)	-	6(2.6)	4(3.8)	4(3.9)	4(6.3)	4(8.0)	4(7.7)	8(9.4)		11.50
		Sectional time (s)	13.85	11.27	11.61	12.18	12.40	12.41	13.09	13.29		
		Cumulative time (s)	100.10	86.25	74.98	63.37	51.19	38.79	26.38	13.29	1:40.09	
		Speed (m/s)	14.44	17.75	17.23	16.42	16.13	16.12	15.28	15.05	15.98	
		Stride length (m)	5.92	7.13	7.17	6.79	6.68	6.51	6.31	6.31	6.58	
		Stride duration (s)	0.405	0.401	0.416	0.414	0.414	0.404	0.413	0.419	0.412	
		Stride efficiency (%)	54.78	79.40	80.32	72.13	69.81	66.29	62.26	62.22	67.64	
		Stride count	33.78	28.06	27.90	29.44	29.92	30.71	31.68	31.70	243.19	

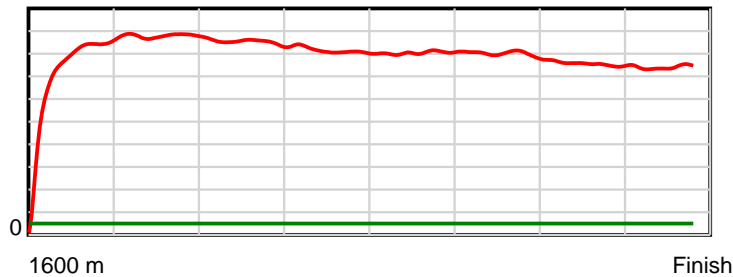
10 m Stride length



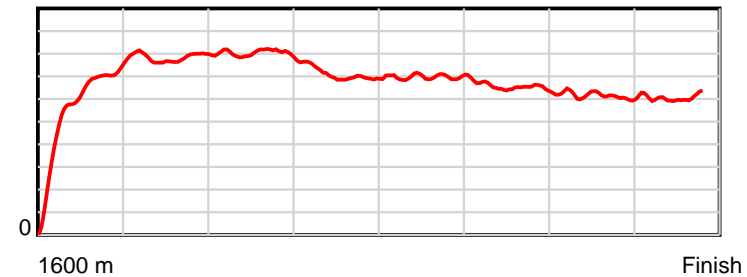
0.6 s Stride duration



20 m/sec Speed



100 % Stride efficiency



Note: Horizontal distance axis grid lines are 200m furlongs.

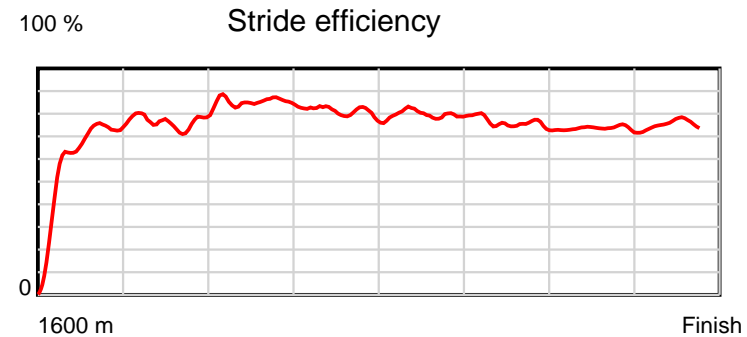
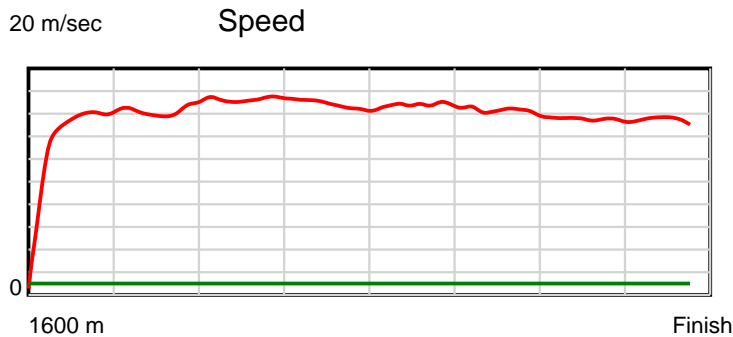
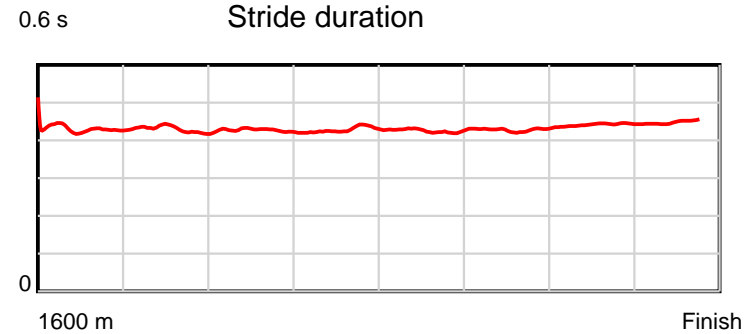
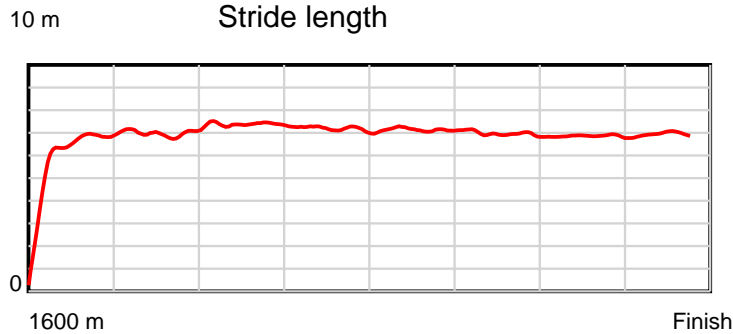
Disclaimer.

Tasracing Pty Ltd and Thoroughbred Ratings Pty Ltd accepts no responsibility for the completeness or accuracy of any of the information contained herein, and makes no representations about its suitability for any particular purpose. Users should make their own judgements about those matters and/or seek independent advice. You assume all risks associated with use of the data provided on this page.

Race Results

November 30, 2014, Race 5, MDN/CL1-SW, Distance 1600m, Elwick Course Proper - Offset 3m

Result	TAB no.	Horse (Barrier)	1600 to	1400m to	1200m to	1000m to	800m to	600m to	400m to	200m to	Total or	Margin
10th	7	Rest Upon (13)	1400m	1200m	1000m	800m	600m	400m	200m	WP	Average	
		Position in running (margin)	-	13(6.6)	13(13.5)	13(13.3)	11(13.6)	11(14.0)	12(13.3)	12(11.8)		11.80
		Sectional time (s)	14.64	12.20	11.55	11.84	12.18	12.35	12.56	12.85		
		Cumulative time (s)	100.16	85.52	73.32	61.77	49.93	37.75	25.41	12.85	1:40.15	
		Speed (m/s)	13.66	16.39	17.32	16.89	16.42	16.19	15.92	15.56	15.98	
		Stride length (m)	6.15	7.03	7.38	7.17	7.00	6.91	6.99	6.98	6.93	
		Stride duration (s)	0.436	0.429	0.426	0.425	0.426	0.427	0.439	0.448	0.434	
		Stride efficiency (%)	59.04	77.28	85.21	80.41	76.63	74.62	76.35	76.06	75.15	
		Stride count	32.54	28.44	27.08	27.88	28.56	28.94	28.61	28.67	230.72	



Note: Horizontal distance axis grid lines are 200m furlongs.

Disclaimer.

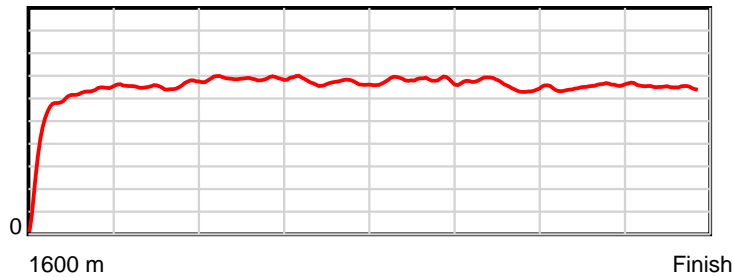
Tasracing Pty Ltd and Thoroughbred Ratings Pty Ltd accepts no responsibility for the completeness or accuracy of any of the information contained herein, and makes no representations about its suitability for any particular purpose. Users should make their own judgements about those matters and/or seek independent advice. You assume all risks associated with use of the data provided on this page.

Race Results

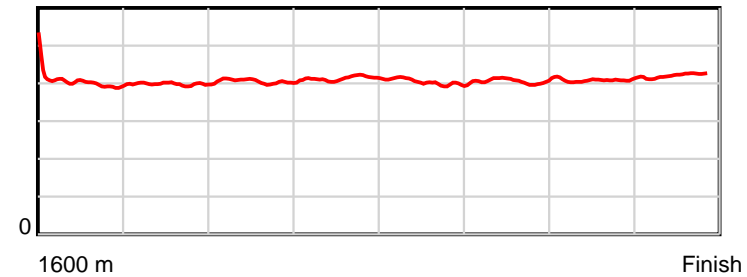
November 30, 2014, Race 5, MDN/CL1-SW, Distance 1600m, Elwick Course Proper - Offset 3m

Result	TAB no.	Horse (Barrier)	1600 to	1400m to	1200m to	1000m to	800m to	600m to	400m to	200m to	Total or	Margin
11th	10	St Anne (12)	1400m	1200m	1000m	800m	600m	400m	200m	WP	Average	
		Position in running (margin)	-	12(6.1)	12(11.8)	12(12.4)	12(14.7)	13(15.0)	13(14.7)	13(12.1)		12.20
		Sectional time (s)	14.58	12.01	11.67	12.18	12.16	12.41	12.38	12.84		
		Cumulative time (s)	100.23	85.65	73.64	61.97	49.78	37.63	25.21	12.84	1:40.23	
		Speed (m/s)	13.71	16.65	17.14	16.42	16.45	16.12	16.16	15.58	15.96	
		Stride length (m)	5.90	6.62	6.91	6.75	6.67	6.51	6.58	6.56	6.55	
		Stride duration (s)	0.417	0.398	0.403	0.411	0.405	0.404	0.408	0.421	0.410	
		Stride efficiency (%)	54.37	68.56	74.56	71.14	69.46	66.17	67.75	67.15	67.02	
		Stride count	33.91	30.20	28.95	29.64	30.00	30.74	30.37	30.51	244.32	

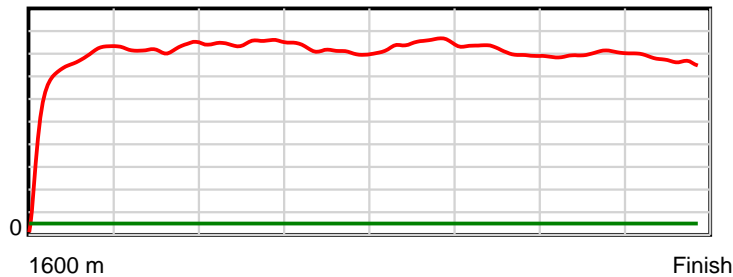
10 m Stride length



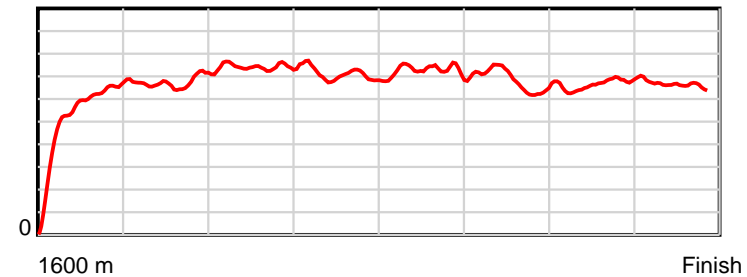
0.6 s Stride duration



20 m/sec Speed



100 % Stride efficiency



Note: Horizontal distance axis grid lines are 200m furlongs.

Disclaimer.

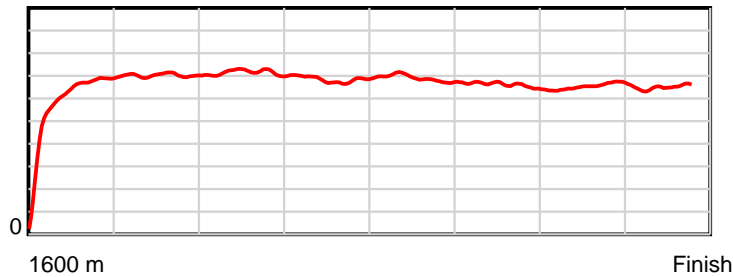
Tasracing Pty Ltd and Thoroughbred Ratings Pty Ltd accepts no responsibility for the completeness or accuracy of any of the information contained herein, and makes no representations about its suitability for any particular purpose. Users should make their own judgements about those matters and/or seek independent advice. You assume all risks associated with use of the data provided on this page.

Race Results

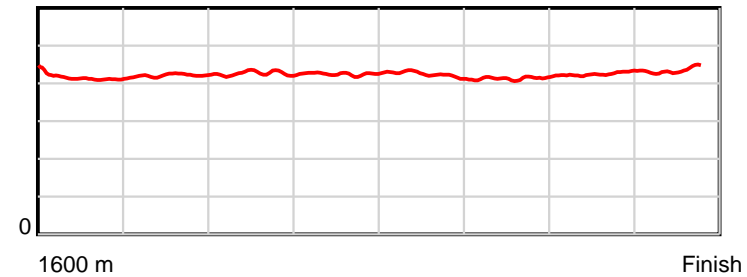
November 30, 2014, Race 5, MDN/CL1-SW, Distance 1600m, Elwick Course Proper - Offset 3m

Result	TAB no.	Horse (Barrier)	1600 to	1400m to	1200m to	1000m to	800m to	600m to	400m to	200m to	Total or	Margin
12th	4	Golden Aces (6)	1400m	1200m	1000m	800m	600m	400m	200m	WP	Average	
		Position in running (margin)	-	8(2.9)	10(7.4)	10(8.4)	10(11.2)	9(11.9)	10(11.3)	10(11.2)		12.30
		Sectional time (s)	13.86	11.81	11.76	12.24	12.24	12.36	12.80	13.18		
		Cumulative time (s)	100.25	86.39	74.57	62.82	50.58	38.34	25.98	13.18	1:40.25	
		Speed (m/s)	14.43	16.93	17.01	16.34	16.34	16.18	15.62	15.17	15.96	
		Stride length (m)	6.09	7.10	7.25	6.93	6.97	6.67	6.58	6.58	6.75	
		Stride duration (s)	0.415	0.419	0.426	0.424	0.426	0.412	0.421	0.434	0.423	
		Stride efficiency (%)	57.96	78.70	82.20	75.15	75.83	69.49	67.62	67.72	71.27	
		Stride count	32.84	28.18	27.58	28.84	28.71	29.99	30.40	30.38	236.92	

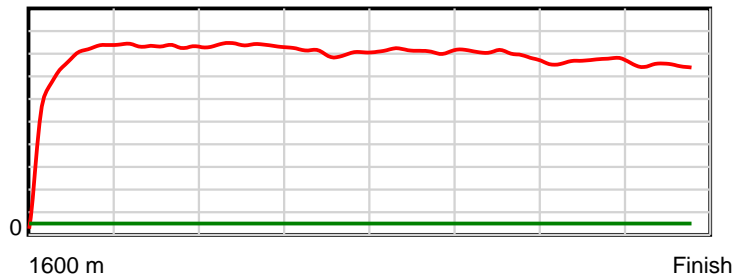
10 m Stride length



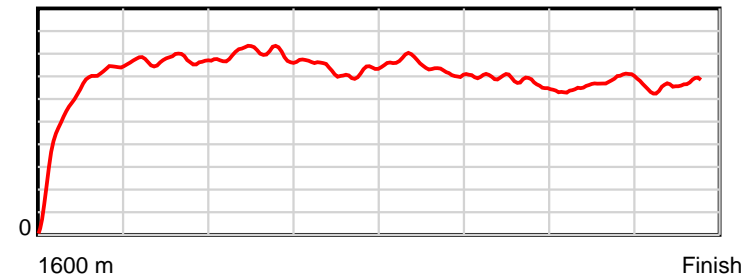
0.6 s Stride duration



20 m/sec Speed



100 % Stride efficiency



Note: Horizontal distance axis grid lines are 200m furlongs.

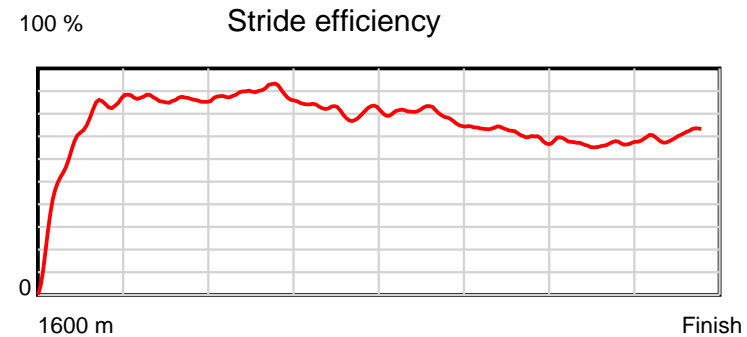
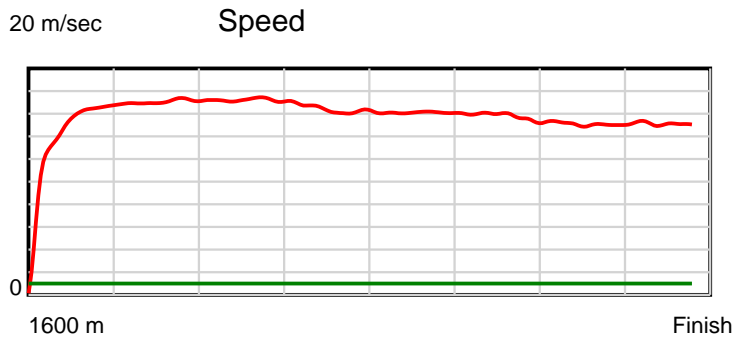
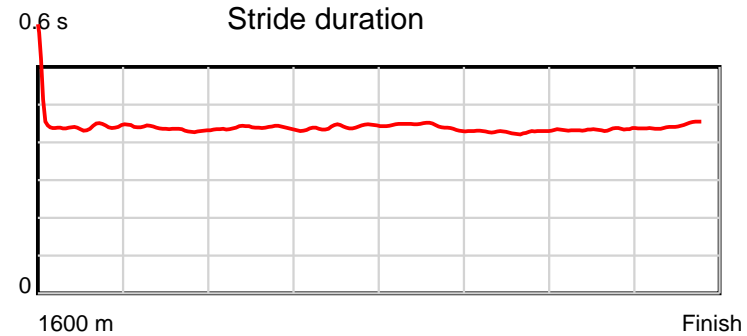
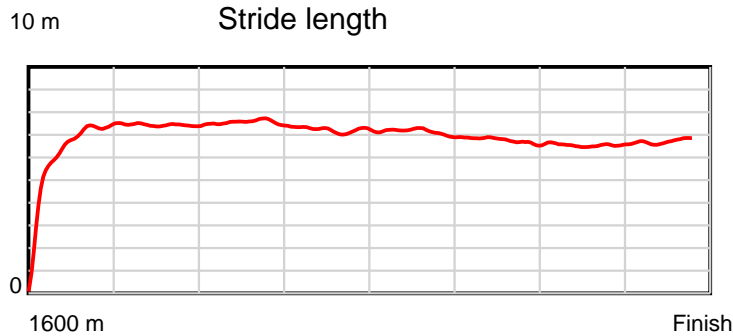
Disclaimer.

Tasracing Pty Ltd and Thoroughbred Ratings Pty Ltd accepts no responsibility for the completeness or accuracy of any of the information contained herein, and makes no representations about its suitability for any particular purpose. Users should make their own judgements about those matters and/or seek independent advice. You assume all risks associated with use of the data provided on this page.

Race Results

November 30, 2014, Race 5, MDN/CL1-SW, Distance 1600m, Elwick Course Proper - Offset 3m

Result	TAB no.	Horse (Barrier)	1600 to	1400m to	1200m to	1000m to	800m to	600m to	400m to	200m to	Total or	Margin
13th	9	Sir Halliday (1)	1400m	1200m	1000m	800m	600m	400m	200m	WP	Average	
		Position in running (margin)	-	7(2.7)	6(5.1)	5(5.0)	5(6.5)	5(8.9)	7(9.6)	9(10.7)		12.50
		Sectional time (s)	14.07	11.46	11.57	12.03	12.51	12.58	13.00	13.07		
		Cumulative time (s)	100.29	86.22	74.76	63.19	51.16	38.65	26.07	13.07	1:40.29	
		Speed (m/s)	14.21	17.45	17.29	16.63	15.99	15.90	15.38	15.30	15.95	
		Stride length (m)	6.81	7.63	7.58	7.29	7.11	6.80	6.65	6.79	7.06	
		Stride duration (s)	0.463	0.437	0.439	0.439	0.445	0.428	0.432	0.443	0.443	
		Stride efficiency (%)	72.41	90.99	89.89	83.09	79.02	72.27	69.10	71.95	77.99	
		Stride count	29.38	26.21	26.37	27.43	28.13	29.41	30.08	29.47	226.48	



Note: Horizontal distance axis grid lines are 200m furlongs.

Disclaimer.

Tasracing Pty Ltd and Thoroughbred Ratings Pty Ltd accepts no responsibility for the completeness or accuracy of any of the information contained herein, and makes no representations about its suitability for any particular purpose. Users should make their own judgements about those matters and/or seek independent advice. You assume all risks associated with use of the data provided on this page.