



Race Results

Tasmanian Turf Club, Launceston, December 03, 2014

Compilation date: December 5, 2014, 8:41:23 AM (EST)

Copyright © 2014 Tasracing Pty Ltd. All rights reserved.

Trademarks.

StrideMASTER is a registered trademark of Thoroughbred Ratings Pty Ltd.

Disclaimer.

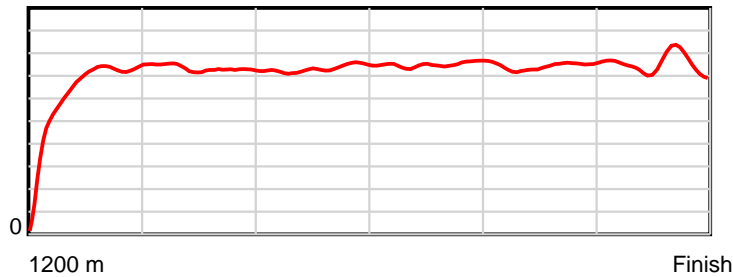
Tasracing Pty Ltd and Thoroughbred Ratings Pty Ltd accepts no responsibility for the completeness or accuracy of any of the information contained herein, and makes no representations about its suitability for any particular purpose. Users should make their own judgements about those matters and/or seek independent advice. You assume all risks associated with use of the data provided on this page.

Race Results

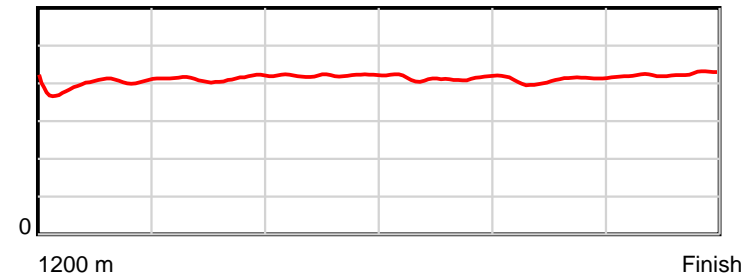
December 03, 2014, Race 3, CL1, Distance 1200m, Mowbray - Offset 0m

Result	TAB no.	Horse (Barrier)	1200 to	1000m to	800m to	600m to	400m to	200m to	Total or	Margin
1st	13	Bella Venus (8)	1000m	800m	600m	400m	200m	WP	Average	
		Position in running (margin)	-	5(12.9)	6(2.9)	2(1.4)	1(0.0)	1(0.0)		0.00
		Sectional time (s)	13.66	11.14	11.12	10.82	11.36	11.98		
		Cumulative time (s)	70.08	56.42	45.28	34.17	23.35	11.98	1:10.07	
		Speed (m/s)	14.64	17.95	17.99	18.48	17.61	16.69	17.12	
		Stride length (m)	5.78	7.40	7.57	7.64	7.20	7.08	7.05	
		Stride duration (s)	0.395	0.412	0.421	0.413	0.409	0.424	0.412	
		Stride efficiency (%)	52.27	85.69	89.52	91.12	81.06	78.36	77.67	
		Stride count	34.58	27.01	26.42	26.19	27.77	28.24	170.21	

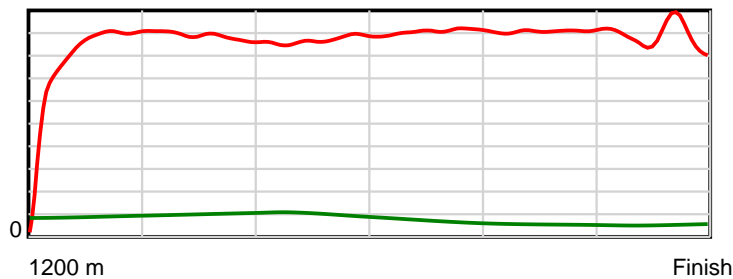
10 m Stride length



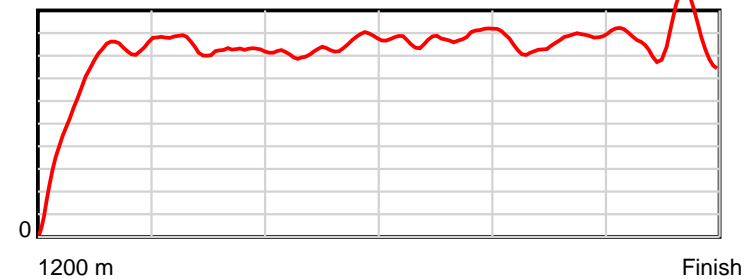
0.6 s Stride duration



20 m/sec Speed



100 % Stride efficiency



Note: Horizontal distance axis grid lines are 200m furlongs.

Disclaimer.

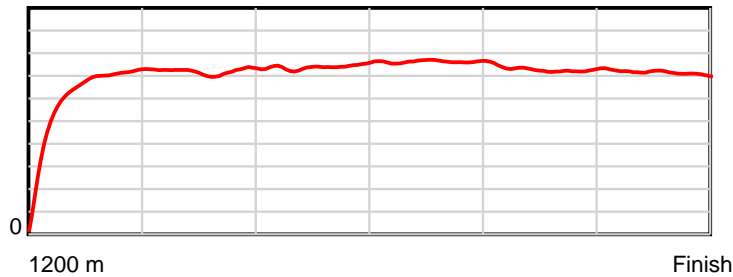
Tasracing Pty Ltd and Thoroughbred Ratings Pty Ltd accepts no responsibility for the completeness or accuracy of any of the information contained herein, and makes no representations about its suitability for any particular purpose. Users should make their own judgements about those matters and/or seek independent advice. You assume all risks associated with use of the data provided on this page.

Race Results

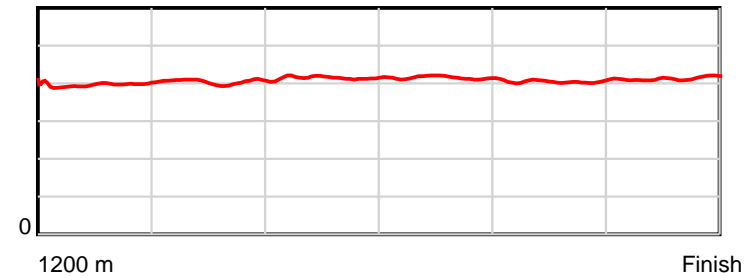
December 03, 2014, Race 3, CL1, Distance 1200m, Mowbray - Offset 0m

Result	TAB no.	Horse (Barrier)	1200 to	1000m to	800m to	600m to	400m to	200m to	Total or	Margin
2nd	2	Mon Londo (6)	1000m	800m	600m	400m	200m	WP	Average	
		Position in running (margin)	-	2(11.4)	4(2.6)	5(3.1)	4(2.8)	3(3.1)		0.40
		Sectional time (s)	13.18	11.32	11.46	11.00	11.41	11.78		
		Cumulative time (s)	70.15	56.97	45.65	34.19	23.19	11.78	1:10.15	
		Speed (m/s)	15.17	17.67	17.45	18.18	17.53	16.98	17.11	
		Stride length (m)	5.91	7.13	7.25	7.53	7.09	7.01	6.94	
		Stride duration (s)	0.396	0.404	0.415	0.414	0.404	0.413	0.406	
		Stride efficiency (%)	54.56	79.44	82.09	88.68	78.49	76.70	75.35	
		Stride count	33.85	28.05	27.59	26.55	28.22	28.55	172.81	

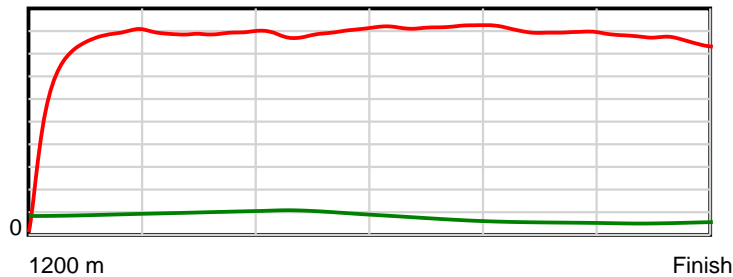
10 m Stride length



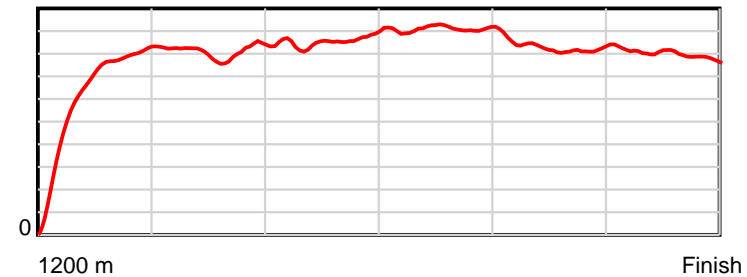
0.6 s Stride duration



20 m/sec Speed



100 % Stride efficiency



Note: Horizontal distance axis grid lines are 200m furlongs.

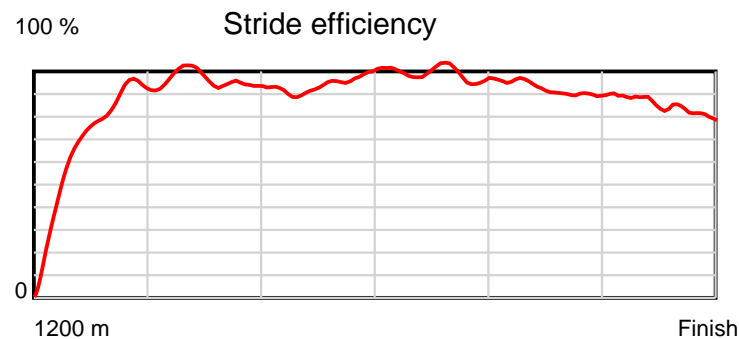
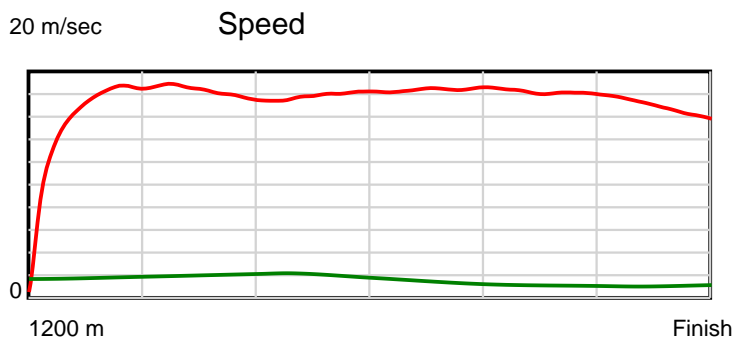
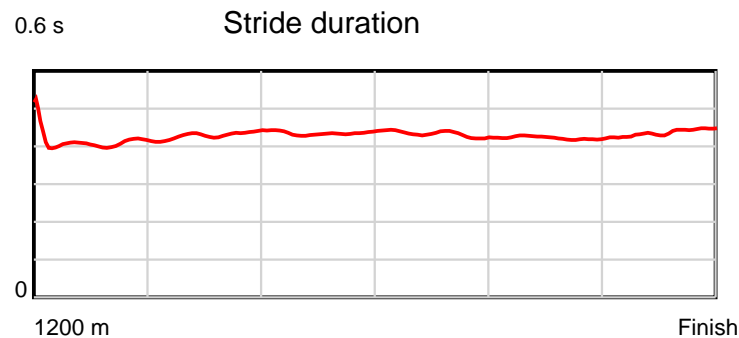
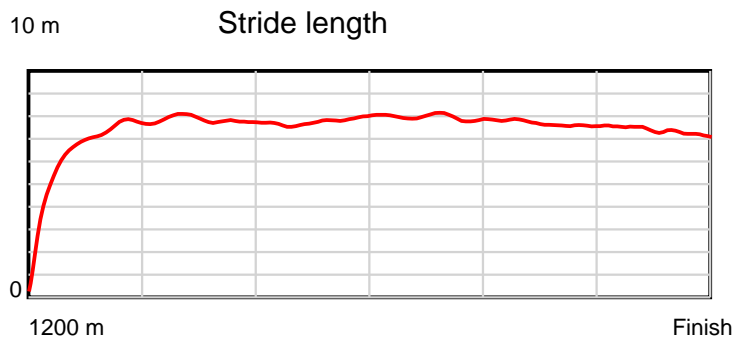
Disclaimer.

Tasracing Pty Ltd and Thoroughbred Ratings Pty Ltd accepts no responsibility for the completeness or accuracy of any of the information contained herein, and makes no representations about its suitability for any particular purpose. Users should make their own judgements about those matters and/or seek independent advice. You assume all risks associated with use of the data provided on this page.

Race Results

December 03, 2014, Race 3, CL1, Distance 1200m, Mowbray - Offset 0m

Result	TAB no.	Horse (Barrier)	1200 to	1000m to	800m to	600m to	400m to	200m to	Total or	Margin
3rd	4	Scouting Aroun... (1)	1000m	800m	600m	400m	200m	WP	Average	
		Position in running (margin)	-	3(11.6)	1(0.0)	1(0.0)	2(0.4)	2(1.1)		0.80
		Sectional time (s)	13.19	10.88	11.37	11.11	11.49	12.18		
		Cumulative time (s)	70.22	57.03	46.16	34.78	23.67	12.18	1:10.21	
		Speed (m/s)	15.16	18.38	17.59	18.00	17.41	16.42	17.09	
		Stride length (m)	6.12	7.90	7.65	7.77	7.36	7.18	7.28	
		Stride duration (s)	0.411	0.429	0.435	0.432	0.423	0.437	0.426	
		Stride efficiency (%)	58.62	97.43	91.53	94.24	84.60	80.61	82.76	
		Stride count	32.65	25.33	26.13	25.75	27.18	27.85	164.89	



Note: Horizontal distance axis grid lines are 200m furlongs.

Disclaimer.

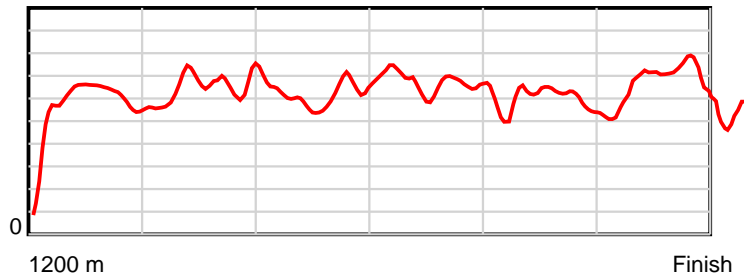
Tasracing Pty Ltd and Thoroughbred Ratings Pty Ltd accepts no responsibility for the completeness or accuracy of any of the information contained herein, and makes no representations about its suitability for any particular purpose. Users should make their own judgements about those matters and/or seek independent advice. You assume all risks associated with use of the data provided on this page.

Race Results

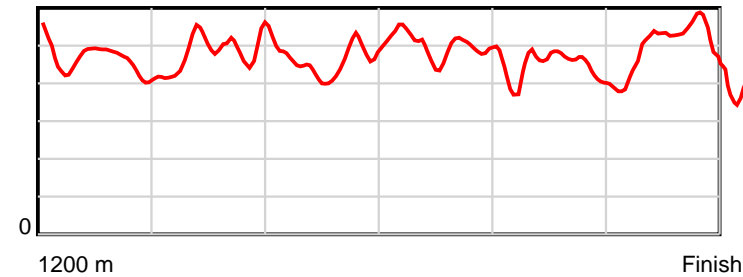
December 03, 2014, Race 3, CL1, Distance 1200m, Mowbray - Offset 0m

Result	TAB no.	Horse (Barrier)	1200 to	1000m to	800m to	600m to	400m to	200m to	Total or	Margin
4th	15	Grey Hype (2)	1000m	800m	600m	400m	200m	WP	Average	
		Position in running (margin)	-	1(0.0)	5(2.9)	12(12.0)	12(12.9)	12(18.2)		4.10
		Sectional time (s)	8.66	13.29	12.89	11.20	12.24	12.53		
		Cumulative time (s)	70.81	62.15	48.86	35.97	24.77	12.53	1:10.81	
		Speed (m/s)	23.11	15.05	15.52	17.86	16.34	15.96	16.95	
		Stride length (m)	0.45	6.59	6.84	7.77	7.17	7.32	2.07	
		Stride duration (s)	0.441	0.438	0.441	0.435	0.439	0.458	0.122	
		Stride efficiency (%)	0.32	67.81	73.12	94.43	80.35	83.62	6.69	
		Stride count	439.57	30.36	29.24	25.73	27.89	27.34	580.13	


10 m Stride length



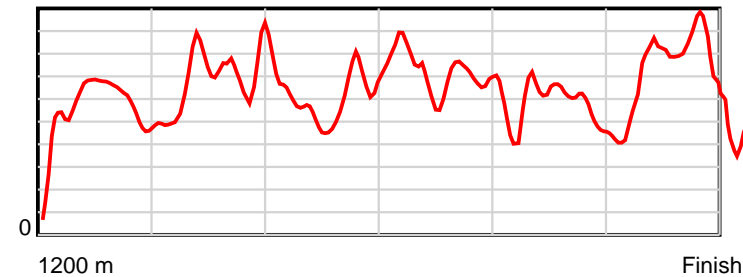
0.6 s Stride duration



20 m/sec Speed



100 % Stride efficiency



Note: Horizontal distance axis grid lines are 200m furlongs.

Disclaimer.

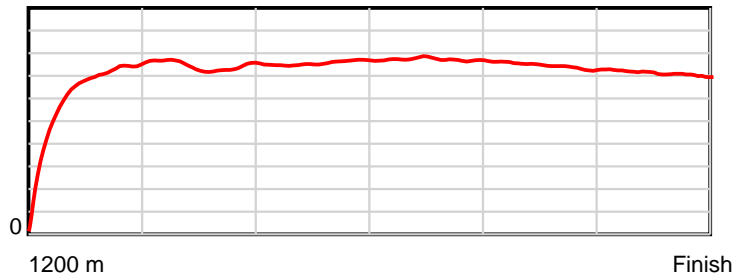
Tasracing Pty Ltd and Thoroughbred Ratings Pty Ltd accepts no responsibility for the completeness or accuracy of any of the information contained herein, and makes no representations about its suitability for any particular purpose. Users should make their own judgements about those matters and/or seek independent advice. You assume all risks associated with use of the data provided on this page.

Race Results

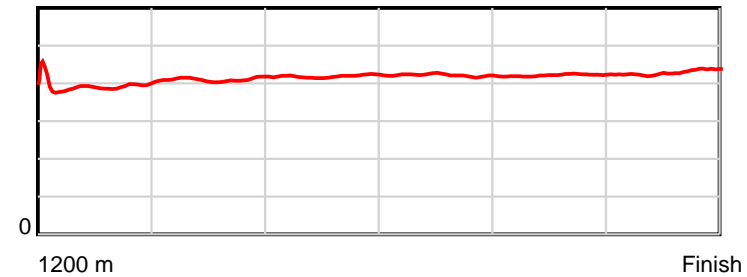
December 03, 2014, Race 3, CL1, Distance 1200m, Mowbray - Offset 0m

Result	TAB no.	Horse (Barrier)	1200 to	1000m to	800m to	600m to	400m to	200m to	Total or	Margin
5th	1	It's Flash AI (3)	1000m	800m	600m	400m	200m	WP	Average	
		Position in running (margin)	-	4(11.6)	2(1.9)	3(1.9)	3(1.9)	4(4.5)		4.30
		Sectional time (s)	13.20	11.19	11.37	11.05	11.80	12.24		
		Cumulative time (s)	70.84	57.64	46.46	35.09	24.04	12.24	1:10.84	
		Speed (m/s)	15.15	17.87	17.59	18.10	16.95	16.34	16.94	
		Stride length (m)	5.79	7.33	7.37	7.61	7.15	7.01	6.99	
		Stride duration (s)	0.390	0.410	0.419	0.420	0.422	0.429	0.413	
		Stride efficiency (%)	52.44	83.94	84.97	90.45	79.96	76.79	76.31	
		Stride count	34.53	27.29	27.12	26.29	27.96	28.53	171.72	

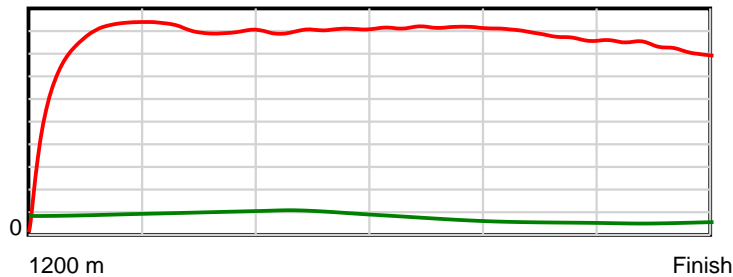
10 m Stride length



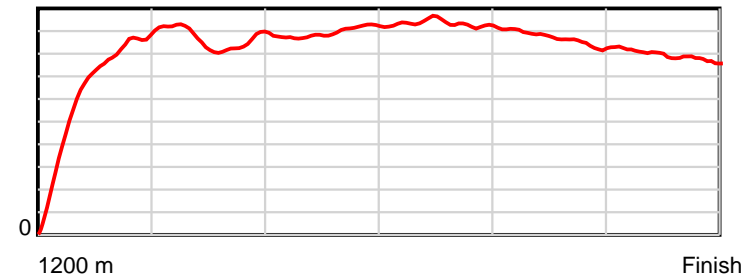
0.6 s Stride duration



20 m/sec Speed



100 % Stride efficiency



Note: Horizontal distance axis grid lines are 200m furlongs.

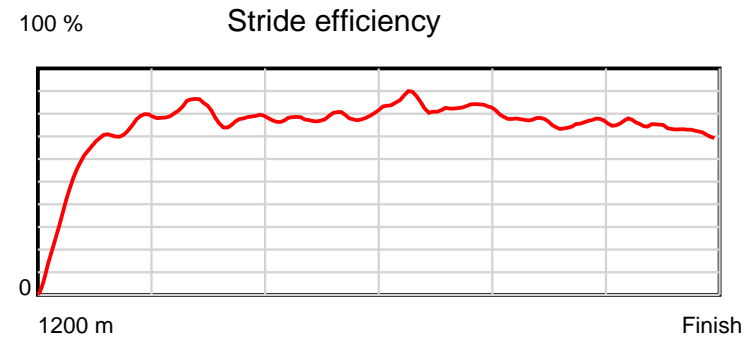
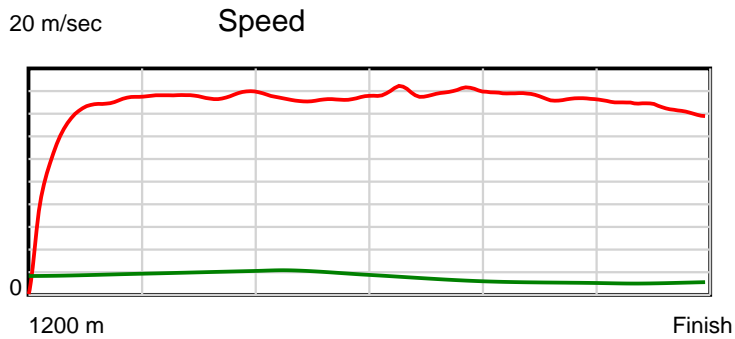
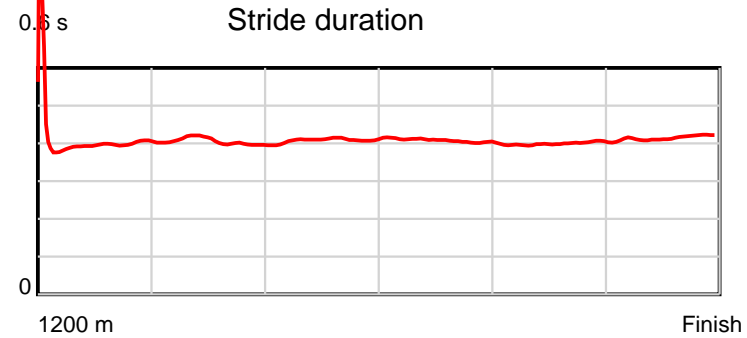
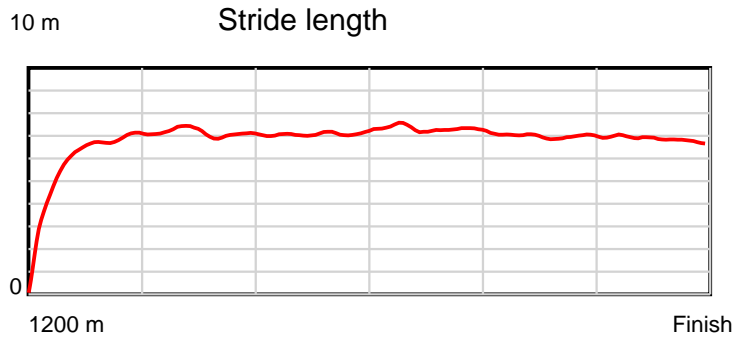
Disclaimer.

Tasracing Pty Ltd and Thoroughbred Ratings Pty Ltd accepts no responsibility for the completeness or accuracy of any of the information contained herein, and makes no representations about its suitability for any particular purpose. Users should make their own judgements about those matters and/or seek independent advice. You assume all risks associated with use of the data provided on this page.

Race Results

December 03, 2014, Race 3, CL1, Distance 1200m, Mowbray - Offset 0m

Result	TAB no.	Horse (Barrier)	1200 to	1000m to	800m to	600m to	400m to	200m to	Total or	Margin
6th	5	Stella Etoile (9)	1000m	800m	600m	400m	200m	WP	Average	
		Position in running (margin)	-	9(14.3)	9(4.3)	7(4.2)	6(3.2)	5(5.3)		4.50
		Sectional time (s)	13.89	11.13	11.36	10.88	11.72	11.90		
		Cumulative time (s)	70.88	56.99	45.86	34.50	23.62	11.90	1:10.87	
		Speed (m/s)	14.40	17.97	17.61	18.38	17.06	16.81	16.93	
		Stride length (m)	5.66	7.28	7.20	7.48	6.81	6.99	6.84	
		Stride duration (s)	0.390	0.405	0.409	0.407	0.399	0.416	0.404	
		Stride efficiency (%)	50.06	82.77	81.01	87.43	72.38	76.28	73.18	
		Stride count	35.34	27.48	27.78	26.74	29.39	28.63	175.36	



Note: Horizontal distance axis grid lines are 200m furlongs.

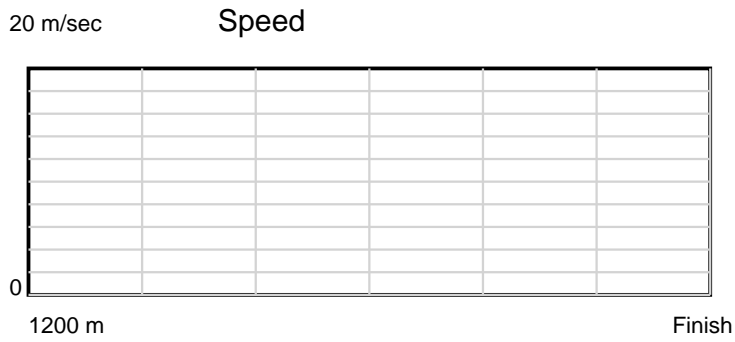
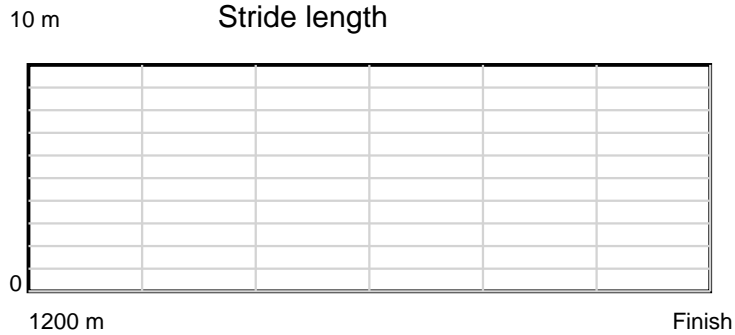
Disclaimer.

Tasracing Pty Ltd and Thoroughbred Ratings Pty Ltd accepts no responsibility for the completeness or accuracy of any of the information contained herein, and makes no representations about its suitability for any particular purpose. Users should make their own judgements about those matters and/or seek independent advice. You assume all risks associated with use of the data provided on this page.

Race Results

December 03, 2014, Race 3, CL1, Distance 1200m, Mowbray - Offset 0m

Result	TAB no.	Horse (Barrier)	1200 to	1000m to	800m to	600m to	400m to	200m to	Total or	Margin
7th	10	Arapid Squaw (4)								
		Position in running (margin)								
		Sectional time (s)								
		Cumulative time (s)								
		Speed (m/s)								
		Stride length (m)								
		Stride duration (s)								
		Stride efficiency (%)								
		Stride count								



Note: Horizontal distance axis grid lines are 200m furlongs.

Disclaimer.

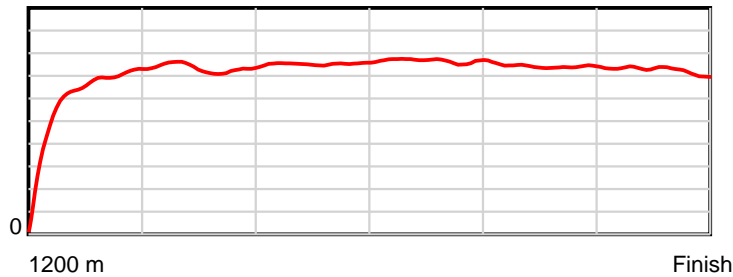
Tasracing Pty Ltd and Thoroughbred Ratings Pty Ltd accepts no responsibility for the completeness or accuracy of any of the information contained herein, and makes no representations about its suitability for any particular purpose. Users should make their own judgements about those matters and/or seek independent advice. You assume all risks associated with use of the data provided on this page.

Race Results

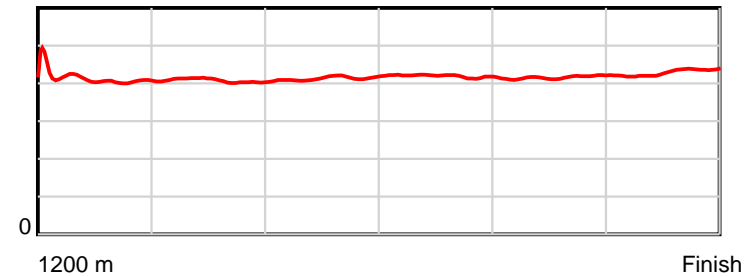
December 03, 2014, Race 3, CL1, Distance 1200m, Mowbray - Offset 0m

Result	TAB no.	Horse (Barrier)	1200 to	1000m to	800m to	600m to	400m to	200m to	Total or	Margin
8th	7	Baumgartner (13)	1000m	800m	600m	400m	200m	WP	Average	
		Position in running (margin)	-	12(16.6)	12(7.4)	11(6.9)	11(6.4)	10(7.1)		5.60
		Sectional time (s)	14.03	11.27	11.30	10.96	11.48	12.04		
		Cumulative time (s)	71.08	57.05	45.77	34.48	23.52	12.04	1:11.07	
		Speed (m/s)	14.26	17.75	17.70	18.25	17.42	16.61	16.88	
		Stride length (m)	5.82	7.22	7.33	7.64	7.25	7.16	7.02	
		Stride duration (s)	0.417	0.407	0.414	0.418	0.416	0.431	0.416	
		Stride efficiency (%)	52.90	81.44	83.93	91.12	82.18	80.19	76.91	
		Stride count	34.37	27.70	27.29	26.19	27.58	27.92	171.05	

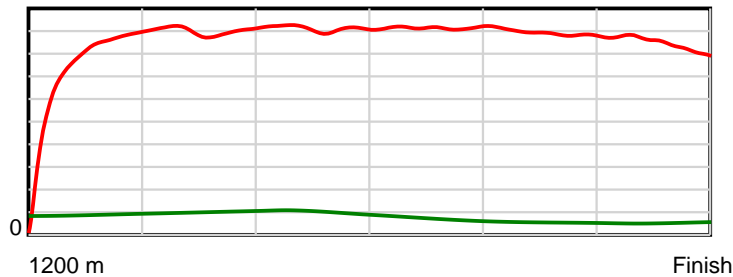
10 m Stride length



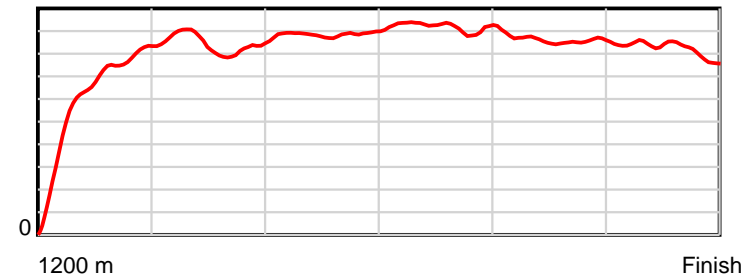
0.6 s Stride duration



20 m/sec Speed



100 % Stride efficiency



Note: Horizontal distance axis grid lines are 200m furlongs.

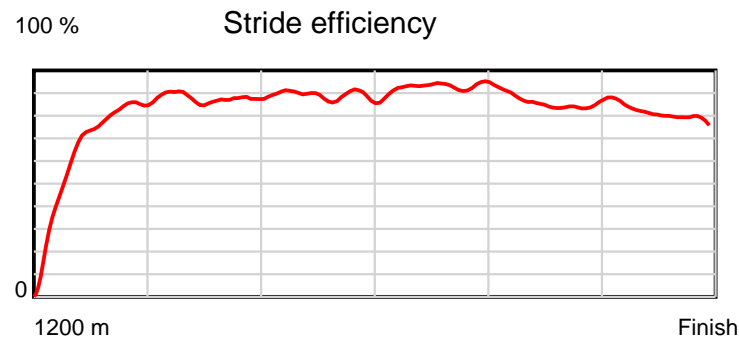
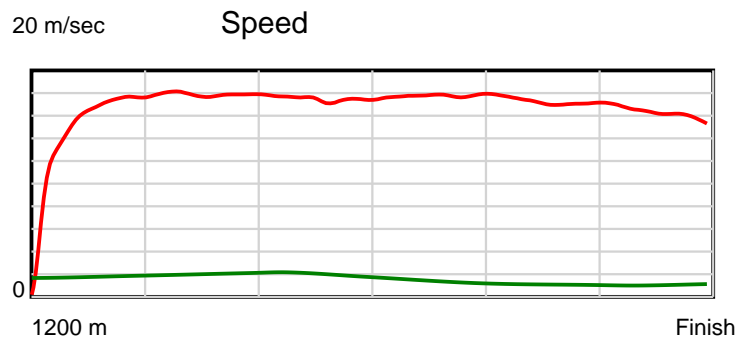
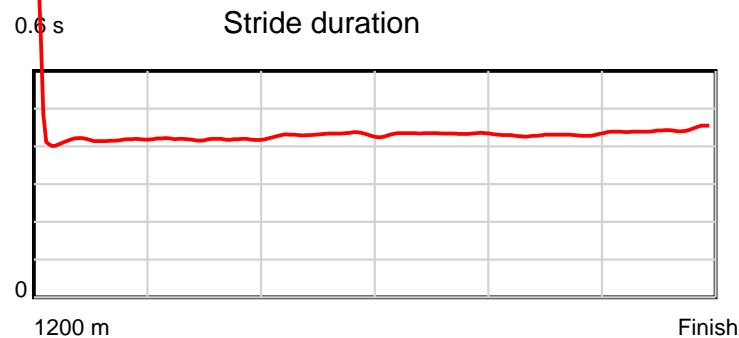
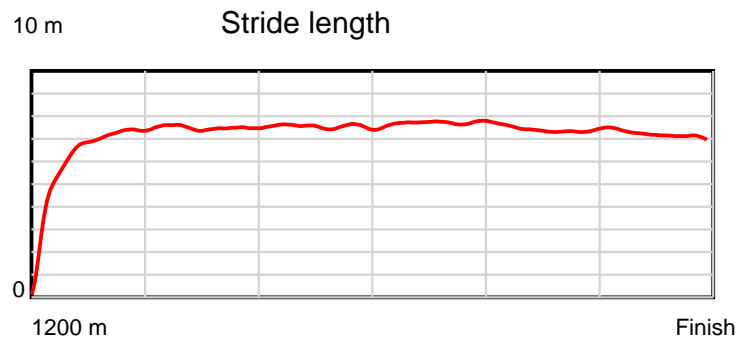
Disclaimer.

Tasracing Pty Ltd and Thoroughbred Ratings Pty Ltd accepts no responsibility for the completeness or accuracy of any of the information contained herein, and makes no representations about its suitability for any particular purpose. Users should make their own judgements about those matters and/or seek independent advice. You assume all risks associated with use of the data provided on this page.

Race Results

December 03, 2014, Race 3, CL1, Distance 1200m, Mowbray - Offset 0m

Result	TAB no.	Horse (Barrier)	1200 to	1000m to	800m to	600m to	400m to	200m to	Total or	Margin
9th	11	Sahara Girl (7)	1000m	800m	600m	400m	200m	WP	Average	
		Position in running (margin)	-	10(14.5)	8(3.3)	8(4.3)	8(4.3)	7(6.1)		6.00
		Sectional time (s)	13.60	10.93	11.55	11.04	11.67	12.36		
		Cumulative time (s)	71.15	57.55	46.62	35.07	24.03	12.36	1:11.15	
		Speed (m/s)	14.71	18.30	17.32	18.12	17.14	16.18	16.87	
		Stride length (m)	6.28	7.65	7.46	7.86	7.36	7.18	7.26	
		Stride duration (s)	0.437	0.418	0.431	0.434	0.429	0.444	0.431	
		Stride efficiency (%)	61.68	91.55	87.04	96.63	84.63	80.58	82.43	
		Stride count	31.83	26.13	26.80	25.43	27.18	27.85	165.22	



Note: Horizontal distance axis grid lines are 200m furlongs.

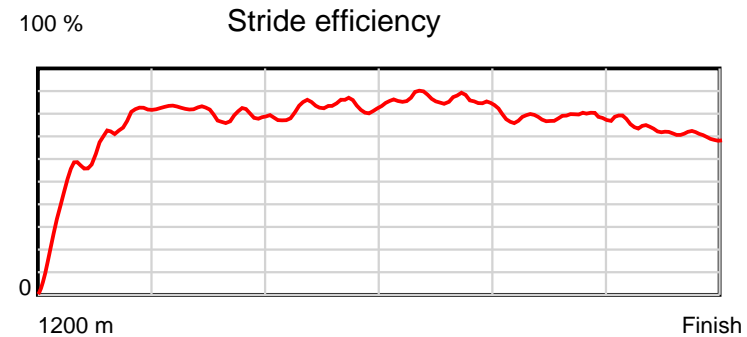
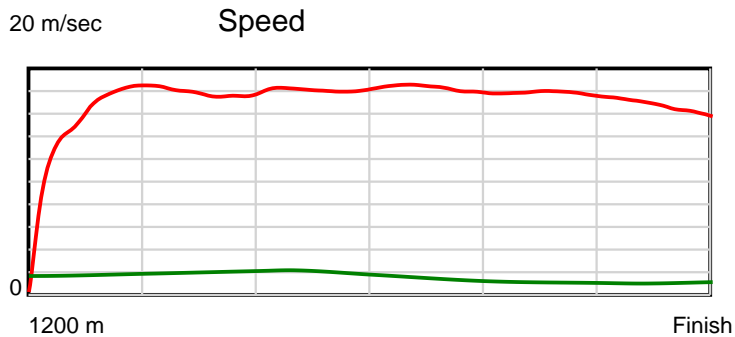
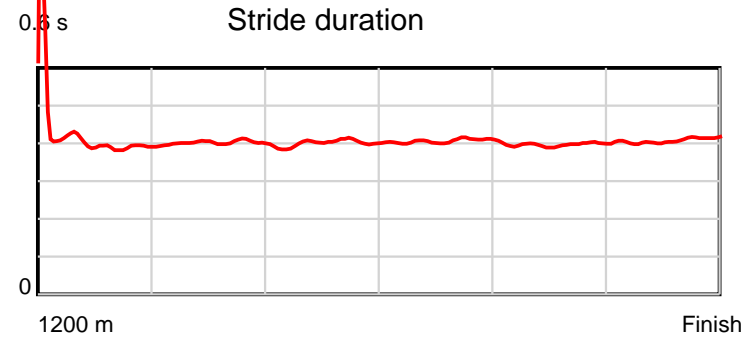
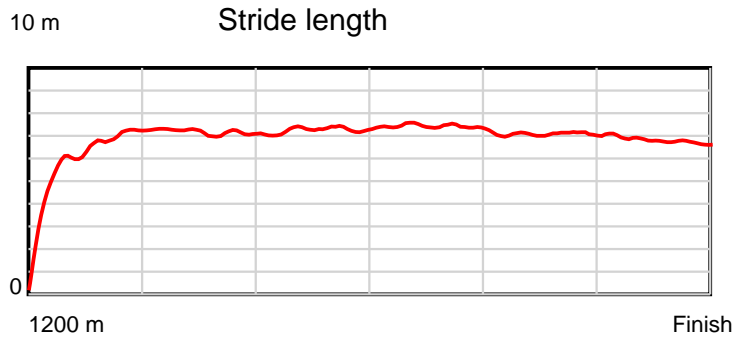
Disclaimer.

Tasracing Pty Ltd and Thoroughbred Ratings Pty Ltd accepts no responsibility for the completeness or accuracy of any of the information contained herein, and makes no representations about its suitability for any particular purpose. Users should make their own judgements about those matters and/or seek independent advice. You assume all risks associated with use of the data provided on this page.

Race Results

December 03, 2014, Race 3, CL1, Distance 1200m, Mowbray - Offset 0m

Result	TAB no.	Horse (Barrier)	1200 to	1000m to	800m to	600m to	400m to	200m to	Total or	Margin
10th	9	Miss Holyfield (12)	1000m	800m	600m	400m	200m	WP	Average	
		Position in running (margin)	-	11(15.6)	11(6.3)	10(5.5)	10(5.9)	8(6.8)		6.50
		Sectional time (s)	13.88	11.24	11.25	11.11	11.51	12.24		
		Cumulative time (s)	71.24	57.36	46.11	34.86	23.75	12.24	1:11.23	
		Speed (m/s)	14.41	17.79	17.78	18.00	17.38	16.34	16.85	
		Stride length (m)	5.96	7.14	7.11	7.30	6.88	6.69	6.82	
		Stride duration (s)	0.421	0.401	0.400	0.406	0.396	0.409	0.405	
		Stride efficiency (%)	55.54	79.57	78.90	83.36	73.97	69.92	72.58	
		Stride count	33.55	28.03	28.15	27.38	29.07	29.90	176.08	



Note: Horizontal distance axis grid lines are 200m furlongs.

Disclaimer.

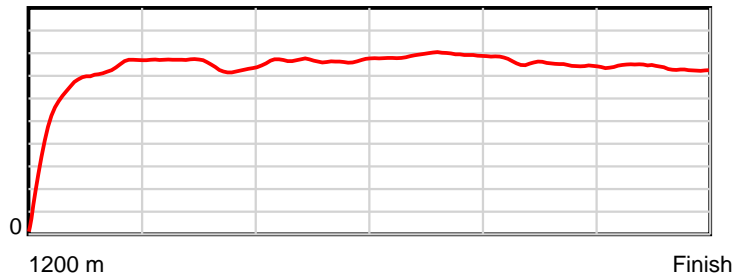
Tasracing Pty Ltd and Thoroughbred Ratings Pty Ltd accepts no responsibility for the completeness or accuracy of any of the information contained herein, and makes no representations about its suitability for any particular purpose. Users should make their own judgements about those matters and/or seek independent advice. You assume all risks associated with use of the data provided on this page.

Race Results

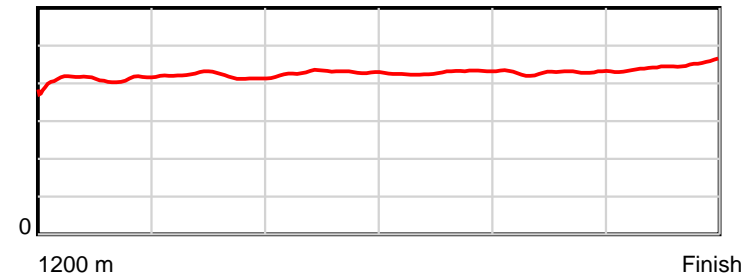
December 03, 2014, Race 3, CL1, Distance 1200m, Mowbray - Offset 0m

Result	TAB no.	Horse (Barrier)	1200 to	1000m to	800m to	600m to	400m to	200m to	Total or	Margin
11th	6	The Stockman (5)	1000m	800m	600m	400m	200m	WP	Average	
		Position in running (margin)	-	6(13.1)	10(4.8)	9(5.0)	7(4.0)	6(5.6)		7.50
		Sectional time (s)	13.78	11.43	11.40	10.89	11.63	12.30		
		Cumulative time (s)	71.42	57.64	46.21	34.81	23.93	12.30	1:11.42	
		Speed (m/s)	14.51	17.50	17.54	18.37	17.20	16.26	16.80	
		Stride length (m)	6.08	7.34	7.52	7.89	7.36	7.29	7.20	
		Stride duration (s)	0.406	0.419	0.429	0.430	0.428	0.448	0.428	
		Stride efficiency (%)	57.79	84.10	88.45	97.30	84.73	83.02	81.00	
		Stride count	32.89	27.26	26.58	25.35	27.16	27.44	166.68	

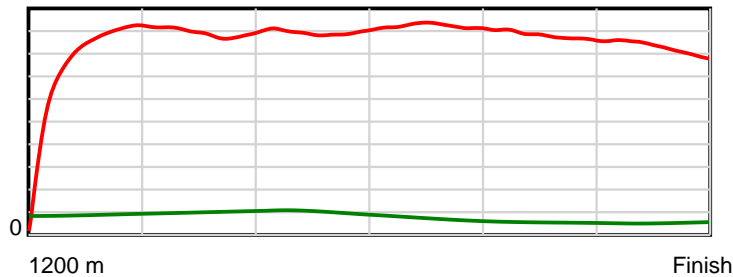
10 m Stride length



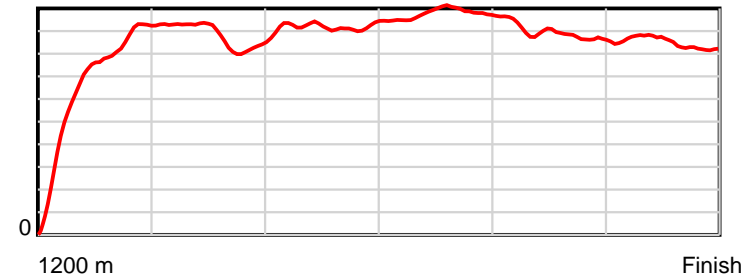
0.6 s Stride duration



20 m/sec Speed



100 % Stride efficiency



Note: Horizontal distance axis grid lines are 200m furlongs.

Disclaimer.

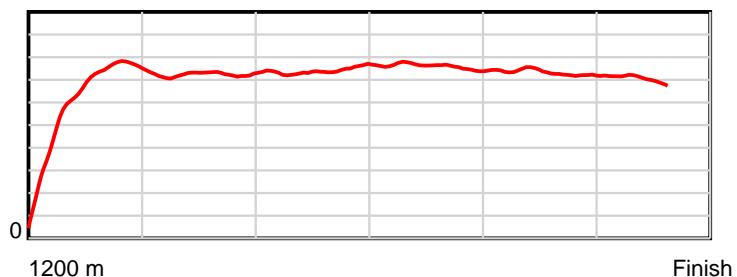
Tasracing Pty Ltd and Thoroughbred Ratings Pty Ltd accepts no responsibility for the completeness or accuracy of any of the information contained herein, and makes no representations about its suitability for any particular purpose. Users should make their own judgements about those matters and/or seek independent advice. You assume all risks associated with use of the data provided on this page.

Race Results

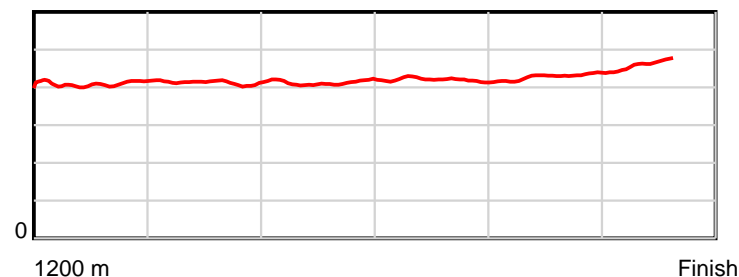
December 03, 2014, Race 3, CL1, Distance 1200m, Mowbray - Offset 0m

Result	TAB no.	Horse (Barrier)	1200 to	1000m to	800m to	600m to	400m to	200m to	Total or	Margin
12th	8	Full Magnum (11)	1000m	800m	600m	400m	200m	WP	Average	
		Position in running (margin)	-	13(26.4)	13(9.7)	13(13.1)	13(14.0)	13(19.8)		8.80
		Sectional time (s)	12.81	10.03	11.94	11.19	12.33	13.35		
		Cumulative time (s)	71.66	58.85	48.82	36.87	25.68	13.35	1:11.65	
		Speed (m/s)	15.62	19.94	16.75	17.87	16.22	14.98	16.75	
		Stride length (m)	5.99	8.25	6.85	7.48	6.84	6.81	6.97	
		Stride duration (s)	0.475	0.414	0.409	0.418	0.422	0.454	0.416	
		Stride efficiency (%)	56.14	106.29	73.26	87.39	73.12	72.40	75.89	
		Stride count	33.37	24.25	29.21	26.74	29.24	29.38	172.19	

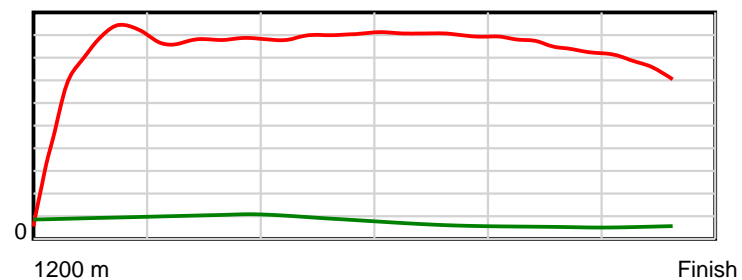
10 m Stride length



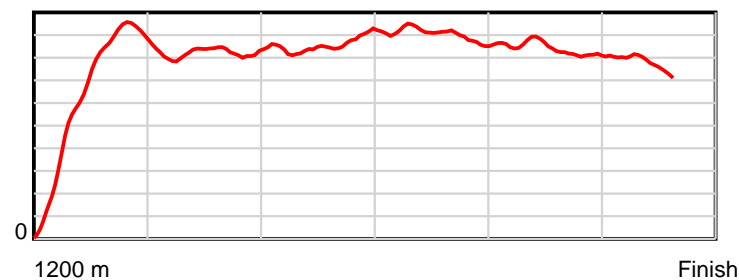
0.6 s Stride duration



20 m/sec Speed



100 % Stride efficiency



Note: Horizontal distance axis grid lines are 200m furlongs.

Disclaimer.

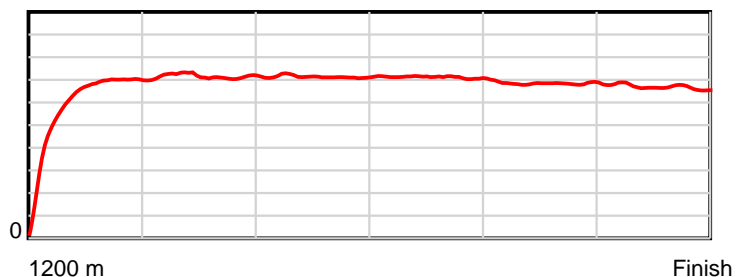
Tasracing Pty Ltd and Thoroughbred Ratings Pty Ltd accepts no responsibility for the completeness or accuracy of any of the information contained herein, and makes no representations about its suitability for any particular purpose. Users should make their own judgements about those matters and/or seek independent advice. You assume all risks associated with use of the data provided on this page.

Race Results

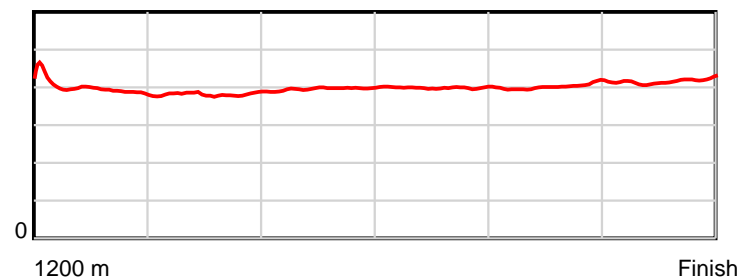
December 03, 2014, Race 3, CL1, Distance 1200m, Mowbray - Offset 0m

Result	TAB no.	Horse (Barrier)	1200 to	1000m to	800m to	600m to	400m to	200m to	Total or	Margin
13th	14	Gotta Have Vib... (14)	1000m	800m	600m	400m	200m	WP	Average	
		Position in running (margin)	-	8(13.4)	3(2.0)	4(2.5)	5(2.8)	9(6.8)		9.00
		Sectional time (s)	13.55	10.90	11.45	11.11	12.03	12.64		
		Cumulative time (s)	71.69	58.14	47.23	35.78	24.67	12.64	1:11.68	
		Speed (m/s)	14.76	18.35	17.47	18.00	16.63	15.82	16.74	
		Stride length (m)	5.94	6.98	6.93	7.17	6.69	6.61	6.69	
		Stride duration (s)	0.403	0.381	0.397	0.398	0.402	0.418	0.400	
		Stride efficiency (%)	55.05	76.18	74.95	80.31	69.91	68.34	70.02	
		Stride count	33.70	28.65	28.88	27.90	29.90	30.24	179.27	

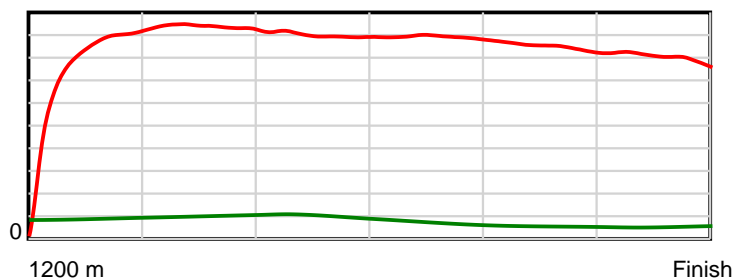
10 m Stride length



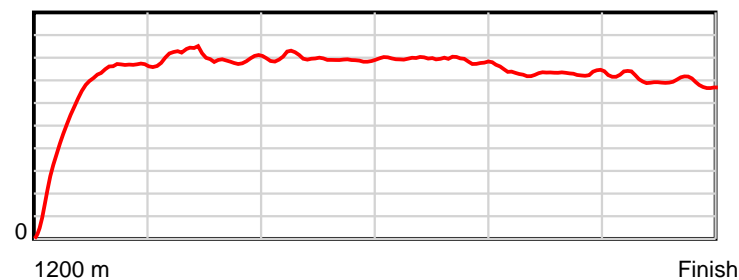
0.6 s Stride duration



20 m/sec Speed



100 % Stride efficiency



Note: Horizontal distance axis grid lines are 200m furlongs.

Disclaimer.

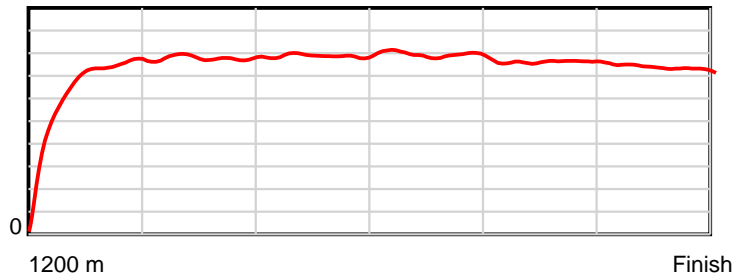
Tasracing Pty Ltd and Thoroughbred Ratings Pty Ltd accepts no responsibility for the completeness or accuracy of any of the information contained herein, and makes no representations about its suitability for any particular purpose. Users should make their own judgements about those matters and/or seek independent advice. You assume all risks associated with use of the data provided on this page.

Race Results

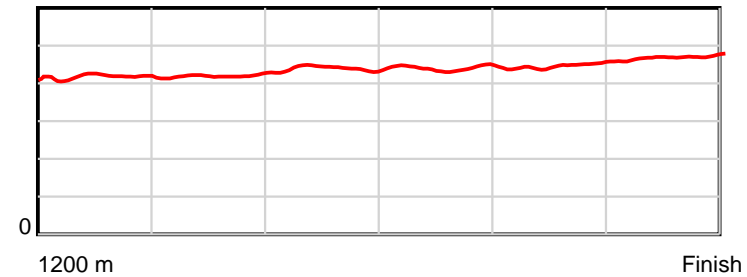
December 03, 2014, Race 3, CL1, Distance 1200m, Mowbray - Offset 0m

Result	TAB no.	Horse (Barrier)	1200 to	1000m to	800m to	600m to	400m to	200m to	Total or	Margin
14th	3	Mygreyhorse (10)	1000m	800m	600m	400m	200m	WP	Average	
		Position in running (margin)	-	7(13.2)	7(2.9)	6(3.8)	9(5.2)	11(10.3)		15.30
		Sectional time (s)	13.69	11.09	11.52	11.28	12.22	13.07		
		Cumulative time (s)	72.87	59.18	48.09	36.56	25.29	13.07	1:12.87	
		Speed (m/s)	14.61	18.03	17.36	17.73	16.37	15.30	16.47	
		Stride length (m)	6.05	7.58	7.63	7.81	7.32	7.20	7.21	
		Stride duration (s)	0.415	0.420	0.440	0.440	0.447	0.470	0.438	
		Stride efficiency (%)	57.20	89.68	91.01	95.24	83.77	80.99	81.28	
		Stride count	33.06	26.40	26.21	25.62	27.32	27.78	166.39	

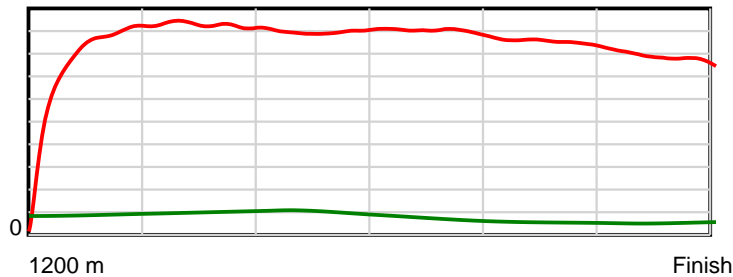
10 m Stride length



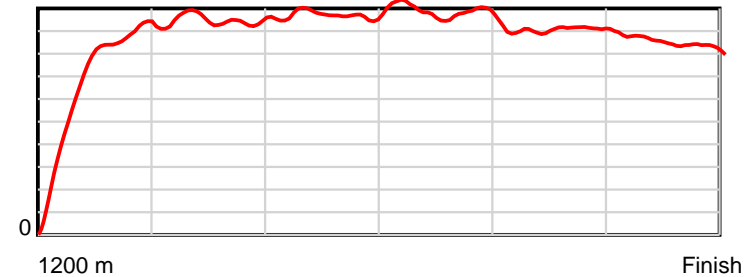
0.6 s Stride duration



20 m/sec Speed



100 % Stride efficiency



Note: Horizontal distance axis grid lines are 200m furlongs.

Disclaimer.

Tasracing Pty Ltd and Thoroughbred Ratings Pty Ltd accepts no responsibility for the completeness or accuracy of any of the information contained herein, and makes no representations about its suitability for any particular purpose. Users should make their own judgements about those matters and/or seek independent advice. You assume all risks associated with use of the data provided on this page.