



Race Results

Tasmanian Turf Club, Launceston, December 03, 2014

Compilation date: December 5, 2014, 8:42:31 AM (EST)

Copyright © 2014 Tasracing Pty Ltd. All rights reserved.

Trademarks.

StrideMASTER is a registered trademark of Thoroughbred Ratings Pty Ltd.

Disclaimer.

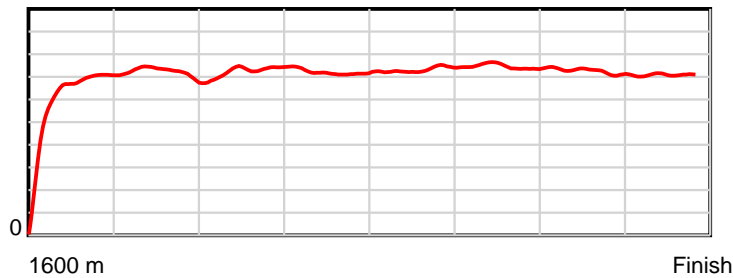
Tasracing Pty Ltd and Thoroughbred Ratings Pty Ltd accepts no responsibility for the completeness or accuracy of any of the information contained herein, and makes no representations about its suitability for any particular purpose. Users should make their own judgements about those matters and/or seek independent advice. You assume all risks associated with use of the data provided on this page.

Race Results

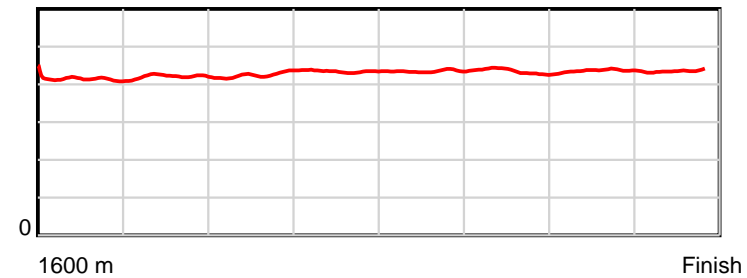
December 03, 2014, Race 4, BM72, Distance 1600m, Mowbray - Offset 0m

Result	TAB no.	Horse (Barrier)	1600 to	1400m to	1200m to	1000m to	800m to	600m to	400m to	200m to	Total or	Margin
1st	7	Finalaregee (3)	1400m	1200m	1000m	800m	600m	400m	200m	WP	Average	
		Position in running (margin)	-	4(1.3)	3(1.7)	3(1.2)	3(2.0)	3(2.0)	2(1.0)	3(0.6)		0.00
		Sectional time (s)	12.84	11.20	11.81	12.76	12.98	11.41	11.91	12.14		
		Cumulative time (s)	97.04	84.20	73.00	61.19	48.44	35.46	24.05	12.14	1:37.04	
		Speed (m/s)	15.58	17.86	16.93	15.67	15.41	17.53	16.79	16.47	16.49	
		Stride length (m)	6.57	7.46	7.14	6.81	6.70	7.63	7.30	7.19	7.08	
		Stride duration (s)	0.422	0.418	0.421	0.435	0.435	0.435	0.435	0.436	0.430	
		Stride efficiency (%)	67.38	87.06	79.62	72.51	70.13	91.02	83.28	80.86	78.39	
		Stride count	30.46	26.79	28.02	29.36	29.86	26.21	27.40	27.80	225.90	

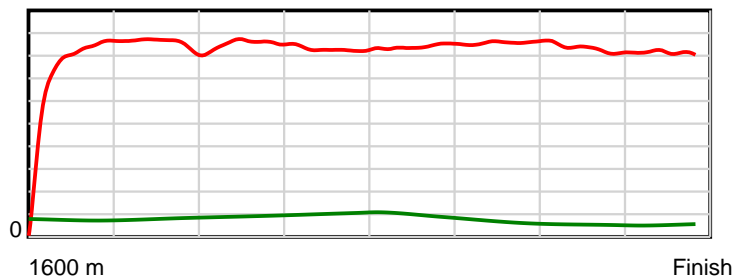
10 m Stride length



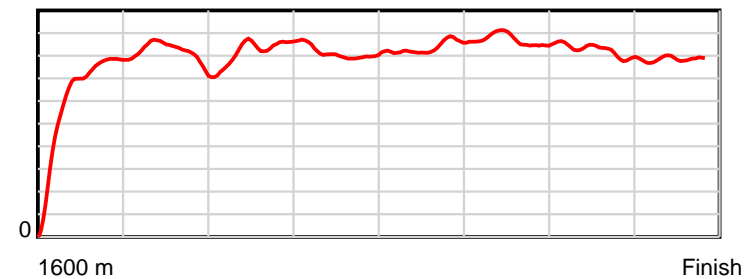
0.6 s Stride duration



20 m/sec Speed



100 % Stride efficiency



Note: Horizontal distance axis grid lines are 200m furlongs.

Disclaimer.

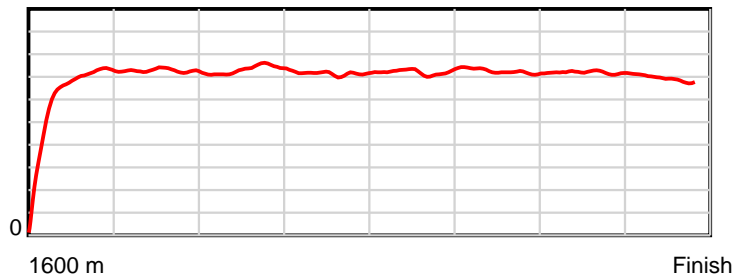
Tasracing Pty Ltd and Thoroughbred Ratings Pty Ltd accepts no responsibility for the completeness or accuracy of any of the information contained herein, and makes no representations about its suitability for any particular purpose. Users should make their own judgements about those matters and/or seek independent advice. You assume all risks associated with use of the data provided on this page.

Race Results

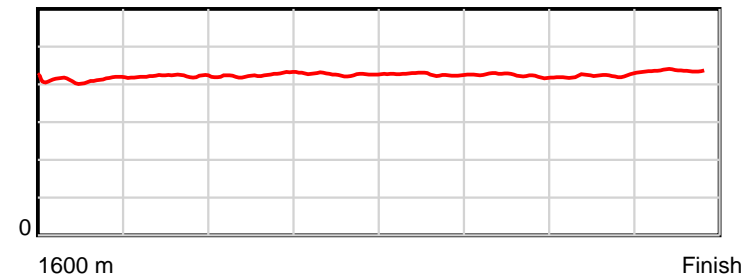
December 03, 2014, Race 4, BM72, Distance 1600m, Mowbray - Offset 0m

Result	TAB no.	Horse (Barrier)	1600 to	1400m to	1200m to	1000m to	800m to	600m to	400m to	200m to	Total or	Margin
2nd	2	O'reillys Geeg... (7)	1400m	1200m	1000m	800m	600m	400m	200m	WP	Average	
		Position in running (margin)	-	3(0.7)	2(1.6)	2(1.1)	2(1.5)	2(1.6)	3(1.3)	2(0.2)		0.80
		Sectional time (s)	12.53	11.28	11.82	12.68	12.99	11.54	11.79	12.56		
		Cumulative time (s)	97.19	84.66	73.38	61.56	48.88	35.89	24.35	12.56	1:37.19	
		Speed (m/s)	15.97	17.73	16.92	15.77	15.40	17.33	16.96	15.92	16.46	
		Stride length (m)	6.42	7.47	7.14	6.74	6.57	7.36	7.14	6.95	6.96	
		Stride duration (s)	0.408	0.421	0.422	0.428	0.426	0.425	0.421	0.436	0.423	
		Stride efficiency (%)	64.34	87.21	79.59	71.07	67.42	84.76	79.67	75.45	75.61	
		Stride count	31.17	26.77	28.02	29.66	30.45	27.16	28.01	28.78	230.02	

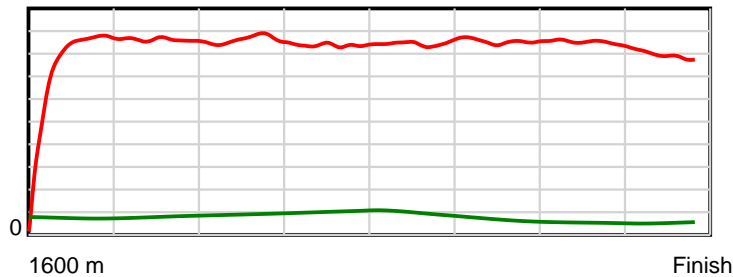
10 m Stride length



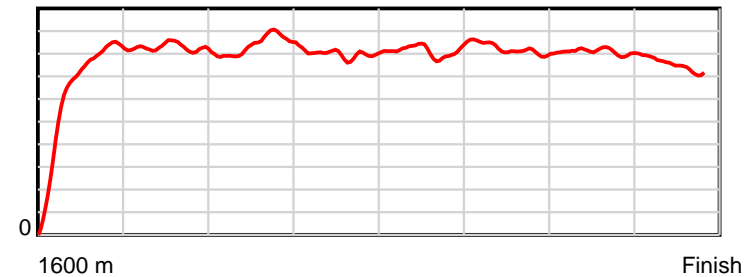
0.6 s Stride duration



20 m/sec Speed



100 % Stride efficiency



Note: Horizontal distance axis grid lines are 200m furlongs.

Disclaimer.

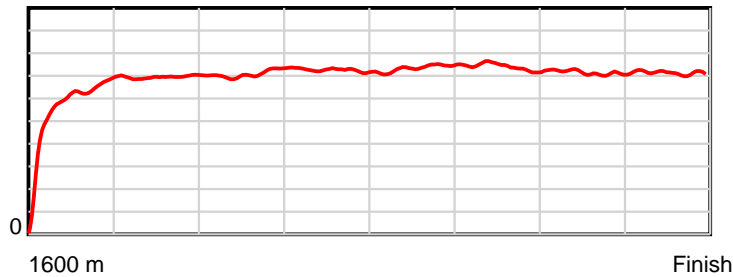
Tasracing Pty Ltd and Thoroughbred Ratings Pty Ltd accepts no responsibility for the completeness or accuracy of any of the information contained herein, and makes no representations about its suitability for any particular purpose. Users should make their own judgements about those matters and/or seek independent advice. You assume all risks associated with use of the data provided on this page.

Race Results

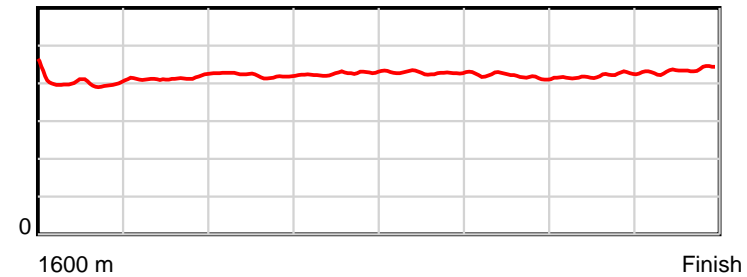
December 03, 2014, Race 4, BM72, Distance 1600m, Mowbray - Offset 0m

Result	TAB no.	Horse (Barrier)	1600 to	1400m to	1200m to	1000m to	800m to	600m to	400m to	200m to	Total or	Margin
3rd	4	Sun Disk (5)	1400m	1200m	1000m	800m	600m	400m	200m	WP	Average	
		Position in running (margin)	-	2(0.7)	5(4.3)	6(5.3)	5(4.5)	5(3.5)	5(1.8)	5(2.8)		2.30
		Sectional time (s)	12.60	11.73	12.07	12.48	12.81	11.30	12.15	12.32		
		Cumulative time (s)	97.46	84.86	73.13	61.07	48.59	35.78	24.48	12.32	1:37.45	
		Speed (m/s)	15.87	17.05	16.57	16.03	15.61	17.70	16.46	16.23	16.42	
		Stride length (m)	6.15	6.99	7.00	6.79	6.69	7.42	6.91	7.08	6.86	
		Stride duration (s)	0.403	0.410	0.422	0.424	0.428	0.419	0.420	0.436	0.418	
		Stride efficiency (%)	59.15	76.37	76.48	72.11	69.88	86.10	74.54	78.26	73.55	
		Stride count	32.51	28.61	28.59	29.44	29.91	26.94	28.96	28.26	233.22	

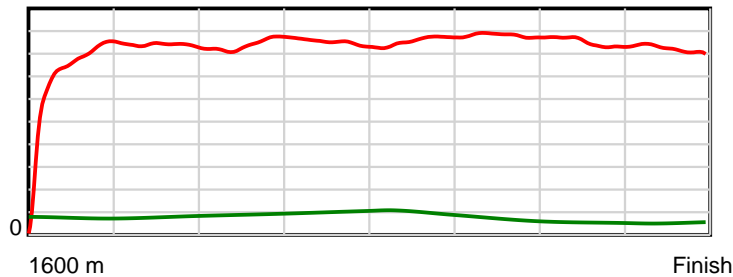
10 m Stride length



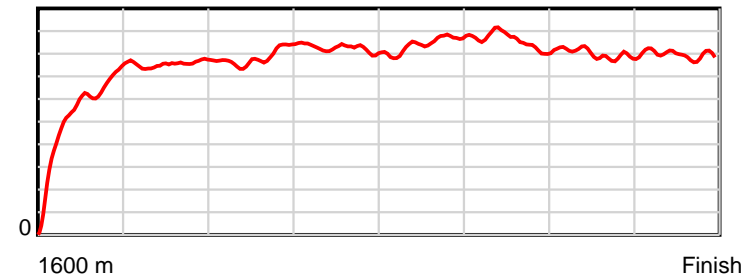
0.6 s Stride duration



20 m/sec Speed



100 % Stride efficiency



Note: Horizontal distance axis grid lines are 200m furlongs.

Disclaimer.

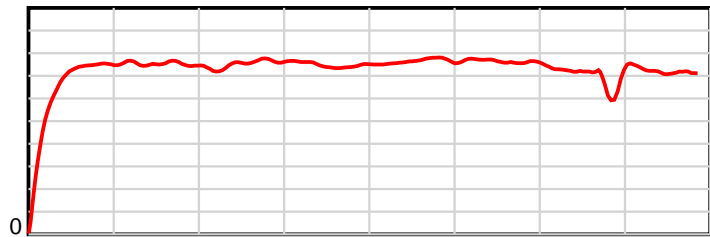
Tasracing Pty Ltd and Thoroughbred Ratings Pty Ltd accepts no responsibility for the completeness or accuracy of any of the information contained herein, and makes no representations about its suitability for any particular purpose. Users should make their own judgements about those matters and/or seek independent advice. You assume all risks associated with use of the data provided on this page.

Race Results

December 03, 2014, Race 4, BM72, Distance 1600m, Mowbray - Offset 0m

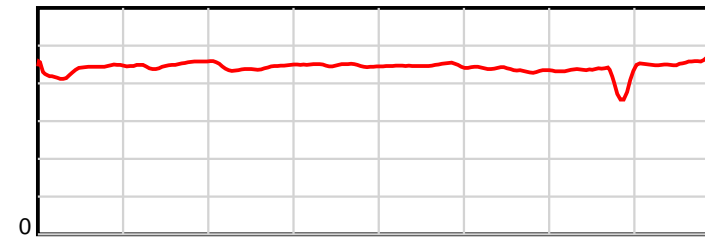
Result	TAB no.	Horse (Barrier)	1600 to	1400m to	1200m to	1000m to	800m to	600m to	400m to	200m to	Total or	Margin
4th	6	Dollar Dan (4)	1400m	1200m	1000m	800m	600m	400m	200m	WP	Average	
		Position in running (margin)	-	5(1.8)	4(3.8)	4(3.2)	4(3.1)	4(2.8)	4(1.8)	4(2.4)		3.10
		Sectional time (s)	12.74	11.46	11.80	12.61	12.91	11.41	12.08	12.60		
		Cumulative time (s)	97.61	84.87	73.41	61.61	49.00	36.09	24.67	12.60	1:37.61	
		Speed (m/s)	15.70	17.45	16.95	15.86	15.49	17.53	16.56	15.87	16.39	
		Stride length (m)	6.65	7.81	7.53	7.12	6.93	7.66	6.90	7.24	7.21	
		Stride duration (s)	0.427	0.448	0.444	0.449	0.448	0.437	0.417	0.456	0.440	
		Stride efficiency (%)	69.09	95.31	88.66	79.11	75.07	91.69	74.38	81.84	81.21	
		Stride count	30.08	25.61	26.55	28.11	28.86	26.11	28.99	27.64	221.95	

10 m Stride length



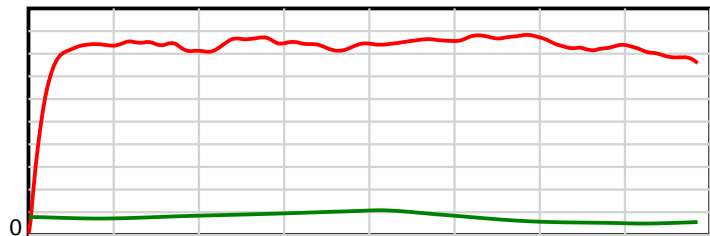
1600 m Finish

0.6 s Stride duration



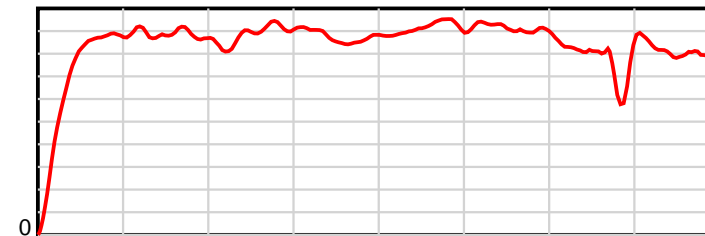
1600 m Finish

20 m/sec Speed



1600 m Finish

100 % Stride efficiency



1600 m Finish

Note: Horizontal distance axis grid lines are 200m furlongs.

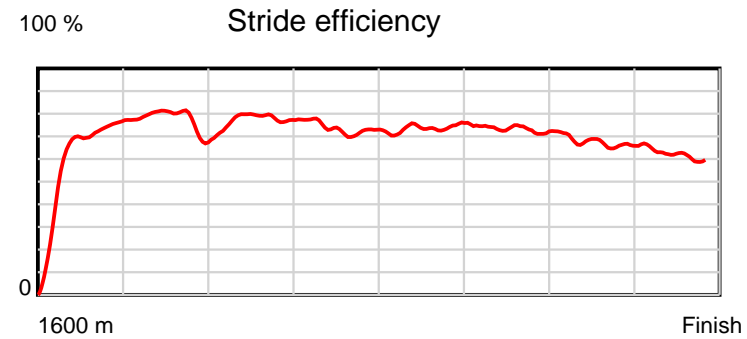
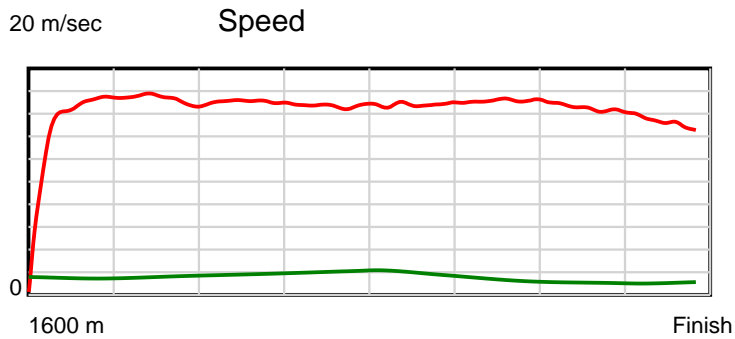
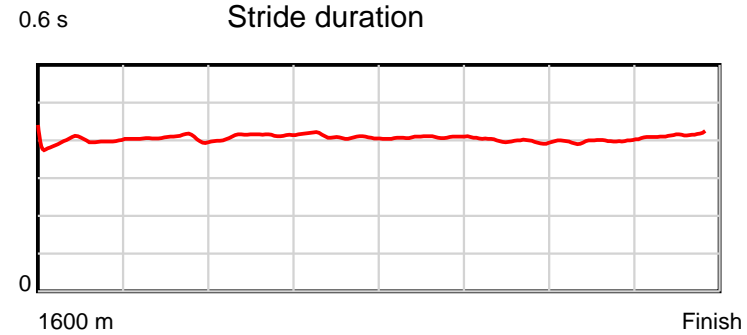
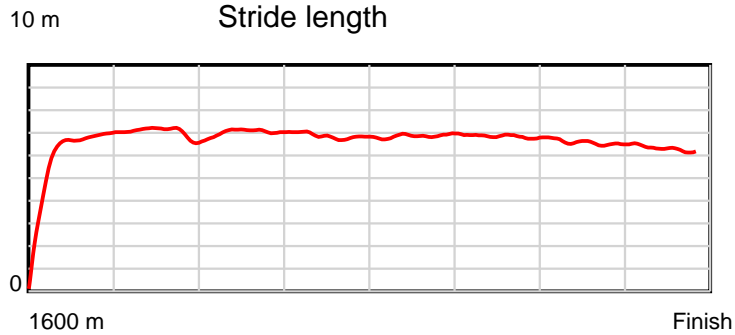
Disclaimer.

Tasracing Pty Ltd and Thoroughbred Ratings Pty Ltd accepts no responsibility for the completeness or accuracy of any of the information contained herein, and makes no representations about its suitability for any particular purpose. Users should make their own judgements about those matters and/or seek independent advice. You assume all risks associated with use of the data provided on this page.

Race Results

December 03, 2014, Race 4, BM72, Distance 1600m, Mowbray - Offset 0m

Result	TAB no.	Horse (Barrier)	1600 to	1400m to	1200m to	1000m to	800m to	600m to	400m to	200m to	Total or	Margin
5th	8	Miss It And a ... (8)	1400m	1200m	1000m	800m	600m	400m	200m	WP	Average	
		Position in running (margin)	-	1(0.0)	1(0.0)	1(0.0)	1(0.0)	1(0.0)	1(0.0)	1(0.0)		3.50
		Sectional time (s)	12.38	11.13	11.90	12.62	12.97	11.58	11.98	13.12		
		Cumulative time (s)	97.68	85.30	74.17	62.27	49.65	36.68	25.10	13.12	1:37.68	
		Speed (m/s)	16.15	17.97	16.81	15.85	15.42	17.27	16.69	15.24	16.38	
		Stride length (m)	6.29	7.30	6.85	6.53	6.28	6.92	6.63	6.29	6.62	
		Stride duration (s)	0.398	0.406	0.407	0.412	0.407	0.401	0.397	0.413	0.404	
		Stride efficiency (%)	61.87	83.30	73.28	66.66	61.60	74.89	68.63	61.84	68.47	
		Stride count	31.78	27.39	29.21	30.62	31.85	28.89	30.18	31.79	241.71	



Note: Horizontal distance axis grid lines are 200m furlongs.

Disclaimer.

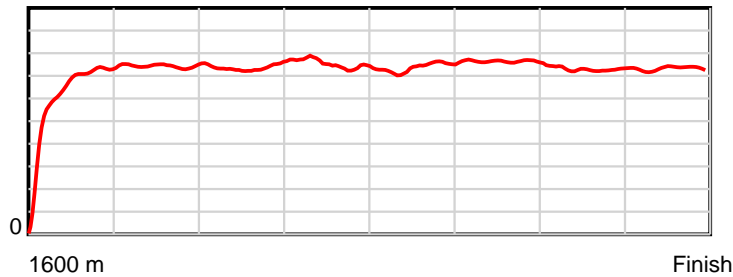
Tasracing Pty Ltd and Thoroughbred Ratings Pty Ltd accepts no responsibility for the completeness or accuracy of any of the information contained herein, and makes no representations about its suitability for any particular purpose. Users should make their own judgements about those matters and/or seek independent advice. You assume all risks associated with use of the data provided on this page.

Race Results

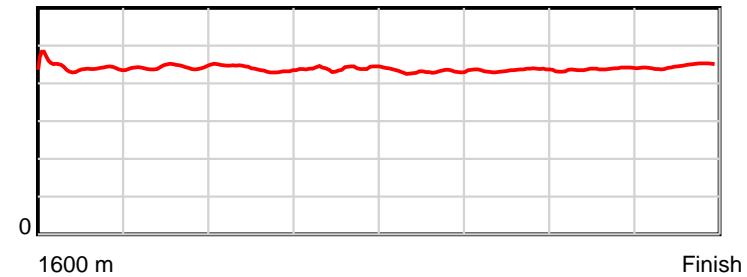
December 03, 2014, Race 4, BM72, Distance 1600m, Mowbray - Offset 0m

Result	TAB no.	Horse (Barrier)	1600 to	1400m to	1200m to	1000m to	800m to	600m to	400m to	200m to	Total or	Margin
6th	10	Mister Baldock (1)	1400m	1200m	1000m	800m	600m	400m	200m	WP	Average	
		Position in running (margin)	-	6(1.9)	7(5.3)	7(6.0)	6(5.5)	7(5.4)	7(3.0)	7(4.3)		4.50
		Sectional time (s)	13.04	11.69	12.02	12.54	12.96	11.18	12.19	12.25		
		Cumulative time (s)	97.87	84.83	73.14	61.12	48.58	35.62	24.44	12.25	1:37.87	
		Speed (m/s)	15.34	17.11	16.64	15.95	15.43	17.89	16.41	16.33	16.35	
		Stride length (m)	6.94	7.55	7.34	6.96	6.67	7.79	7.16	7.28	7.20	
		Stride duration (s)	0.447	0.441	0.441	0.436	0.432	0.435	0.436	0.446	0.440	
		Stride efficiency (%)	75.35	89.00	84.28	75.72	69.57	94.71	80.10	82.92	80.93	
		Stride count	28.80	26.50	27.23	28.73	29.98	25.69	27.94	27.46	222.33	

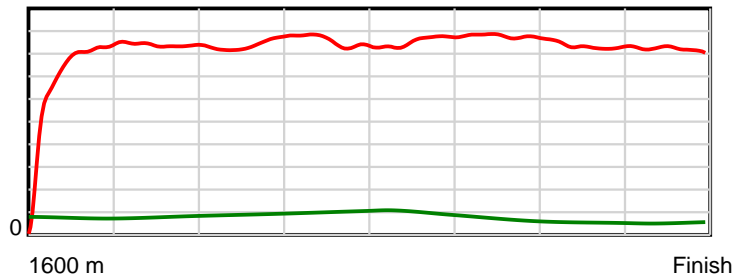
10 m Stride length



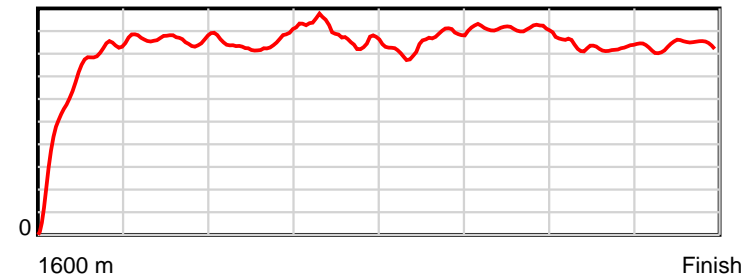
0.6 s Stride duration



20 m/sec Speed



100 % Stride efficiency



Note: Horizontal distance axis grid lines are 200m furlongs.

Disclaimer.

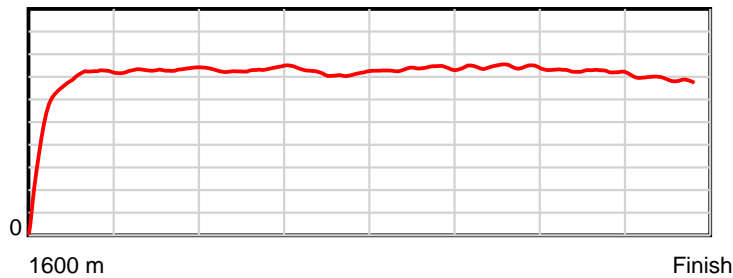
Tasracing Pty Ltd and Thoroughbred Ratings Pty Ltd accepts no responsibility for the completeness or accuracy of any of the information contained herein, and makes no representations about its suitability for any particular purpose. Users should make their own judgements about those matters and/or seek independent advice. You assume all risks associated with use of the data provided on this page.

Race Results

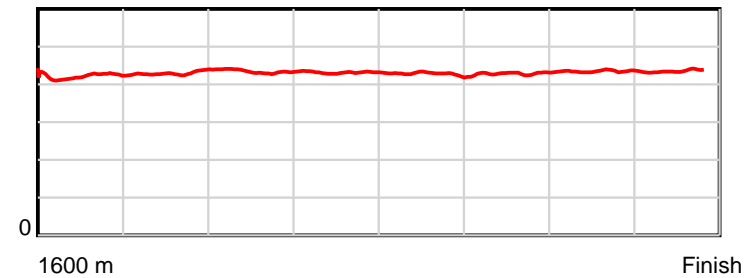
December 03, 2014, Race 4, BM72, Distance 1600m, Mowbray - Offset 0m

Result	TAB no.	Horse (Barrier)	1600 to	1400m to	1200m to	1000m to	800m to	600m to	400m to	200m to	Total or	Margin
7th	9	Great White (2)	1400m	1200m	1000m	800m	600m	400m	200m	WP	Average	
		Position in running (margin)	-	8(2.7)	6(4.8)	5(4.8)	7(5.6)	6(4.1)	6(2.6)	6(3.3)		4.70
		Sectional time (s)	12.96	11.47	11.91	12.75	12.72	11.33	12.09	12.67		
		Cumulative time (s)	97.90	84.94	73.47	61.56	48.81	36.09	24.76	12.67	1:37.90	
		Speed (m/s)	15.43	17.44	16.79	15.69	15.72	17.65	16.54	15.79	16.34	
		Stride length (m)	6.48	7.43	7.30	6.78	6.76	7.53	7.18	6.90	7.03	
		Stride duration (s)	0.424	0.426	0.435	0.432	0.430	0.427	0.434	0.437	0.430	
		Stride efficiency (%)	65.56	86.27	83.38	71.77	71.32	88.62	80.53	74.49	77.16	
		Stride count	30.88	26.92	27.38	29.51	29.61	26.56	27.86	28.97	227.69	

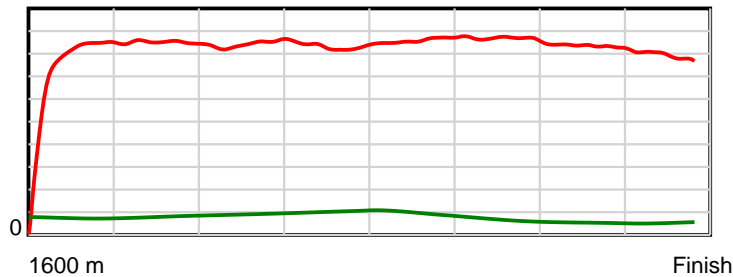
10 m Stride length



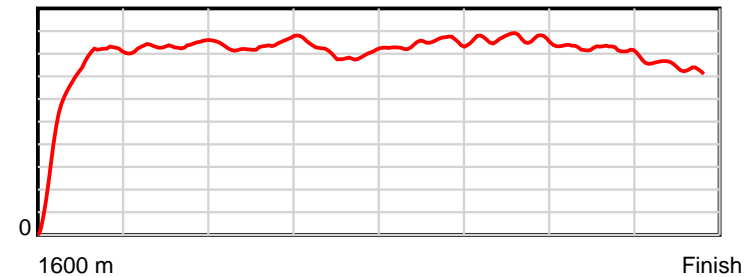
0.6 s Stride duration



20 m/sec Speed



100 % Stride efficiency



Note: Horizontal distance axis grid lines are 200m furlongs.

Disclaimer.

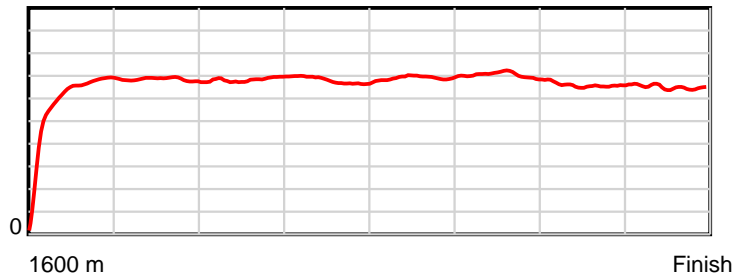
Tasracing Pty Ltd and Thoroughbred Ratings Pty Ltd accepts no responsibility for the completeness or accuracy of any of the information contained herein, and makes no representations about its suitability for any particular purpose. Users should make their own judgements about those matters and/or seek independent advice. You assume all risks associated with use of the data provided on this page.

Race Results

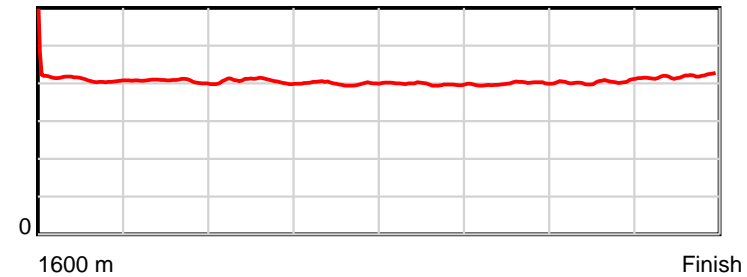
December 03, 2014, Race 4, BM72, Distance 1600m, Mowbray - Offset 0m

Result	TAB no.	Horse (Barrier)	1600 to	1400m to	1200m to	1000m to	800m to	600m to	400m to	200m to	Total or	Margin
8th	3	Moonless (6)	1400m	1200m	1000m	800m	600m	400m	200m	WP	Average	
		Position in running (margin)	-	7(2.3)	8(5.5)	8(7.2)	8(7.2)	8(5.9)	8(4.2)	8(7.8)		11.50
		Sectional time (s)	13.24	11.66	12.19	12.61	12.77	11.30	12.58	12.84		
		Cumulative time (s)	99.18	85.94	74.28	62.09	49.48	36.71	25.42	12.84	1:39.18	
		Speed (m/s)	15.11	17.15	16.41	15.86	15.66	17.70	15.90	15.58	16.13	
		Stride length (m)	6.69	7.00	6.66	6.33	6.24	7.07	6.41	6.53	6.60	
		Stride duration (s)	0.436	0.408	0.406	0.399	0.398	0.399	0.403	0.419	0.409	
		Stride efficiency (%)	69.98	76.52	69.26	62.68	60.75	78.09	64.26	66.54	68.14	
		Stride count	29.89	28.58	30.04	31.58	32.08	28.29	31.19	30.65	242.30	

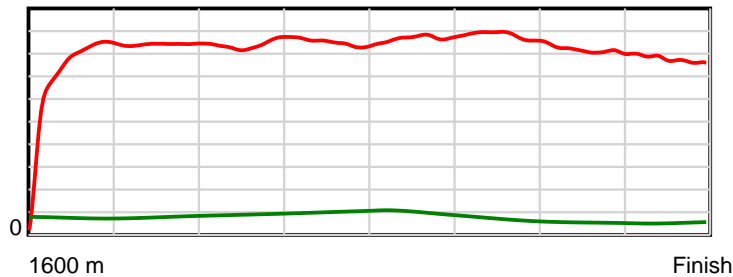
10 m Stride length



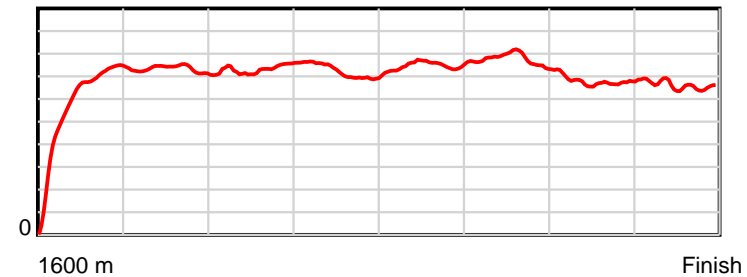
0.6 s Stride duration



20 m/sec Speed



100 % Stride efficiency



Note: Horizontal distance axis grid lines are 200m furlongs.

Disclaimer.

Tasracing Pty Ltd and Thoroughbred Ratings Pty Ltd accepts no responsibility for the completeness or accuracy of any of the information contained herein, and makes no representations about its suitability for any particular purpose. Users should make their own judgements about those matters and/or seek independent advice. You assume all risks associated with use of the data provided on this page.