



## Race Results

Tasmanian Turf Club, Launceston, December 03, 2014

Compilation date: December 5, 2014, 8:45:46 AM (EST)

Copyright © 2014 Tasracing Pty Ltd. All rights reserved.

### Trademarks.

StrideMASTER is a registered trademark of Thoroughbred Ratings Pty Ltd.

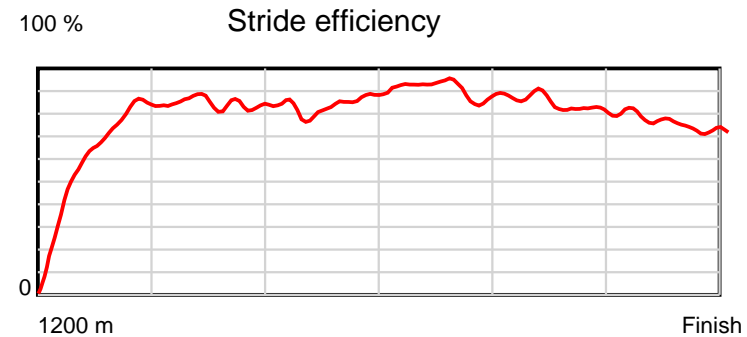
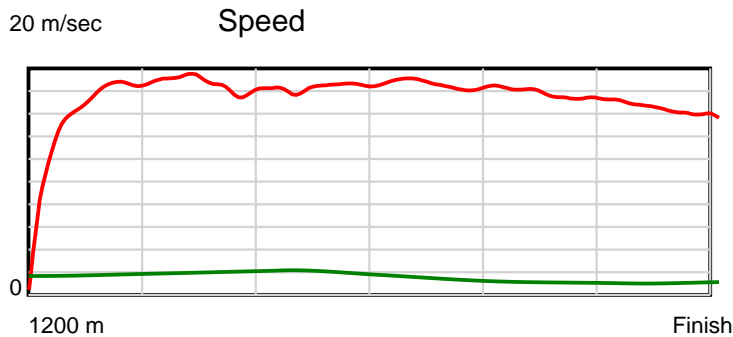
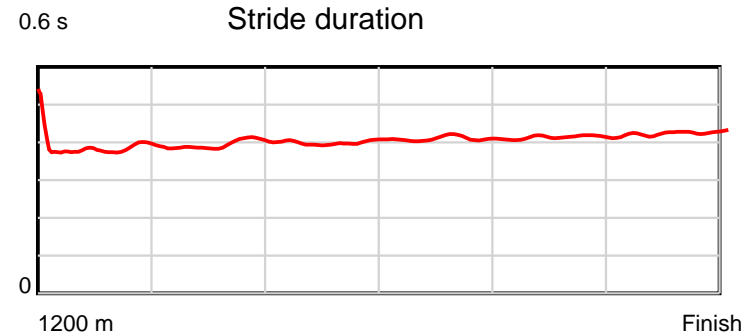
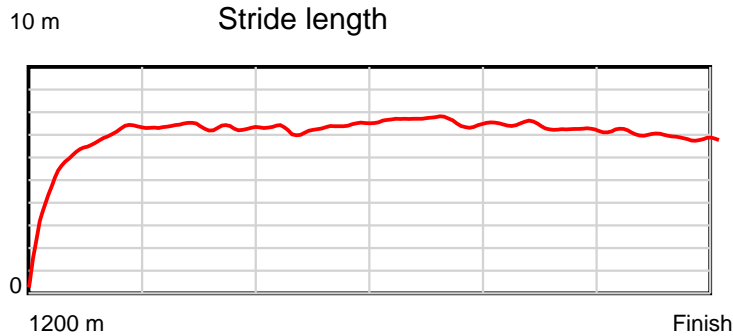
### Disclaimer.

Tasracing Pty Ltd and Thoroughbred Ratings Pty Ltd accepts no responsibility for the completeness or accuracy of any of the information contained herein, and makes no representations about its suitability for any particular purpose. Users should make their own judgements about those matters and/or seek independent advice. You assume all risks associated with use of the data provided on this page.

# Race Results

December 03, 2014, Race 5, NWMRKT HCP, Distance 1200m, Mowbray - Offset 0m

Result	TAB no.	Horse (Barrier)	1200 to	1000m to	800m to	600m to	400m to	200m to	Total or	Margin
1st	14	<b>Hellova Street (7)</b>	<b>1000m</b>	<b>800m</b>	<b>600m</b>	<b>400m</b>	<b>200m</b>	<b>WP</b>	<b>Average</b>	
		Position in running (margin)	-	2(0.3)	4(2.5)	3(2.0)	3(2.0)	2(0.9)		0.00
		Sectional time (s)	11.47	11.31	11.68	10.83	11.62	12.23		
		Cumulative time (s)	69.14	57.67	46.36	34.68	23.85	12.23	1:09.14	
		Speed (m/s)	17.44	17.68	17.12	18.47	17.21	16.35	17.36	
		Stride length (m)	6.22	6.97	6.85	7.55	7.12	6.97	6.92	
		Stride duration (s)	0.389	0.394	0.400	0.409	0.414	0.426	0.399	
		Stride efficiency (%)	60.44	75.89	73.28	89.14	79.33	75.90	74.91	
		Stride count	32.16	28.70	29.21	26.48	28.07	28.70	173.32	



Note: Horizontal distance axis grid lines are 200m furlongs.

**Disclaimer.**

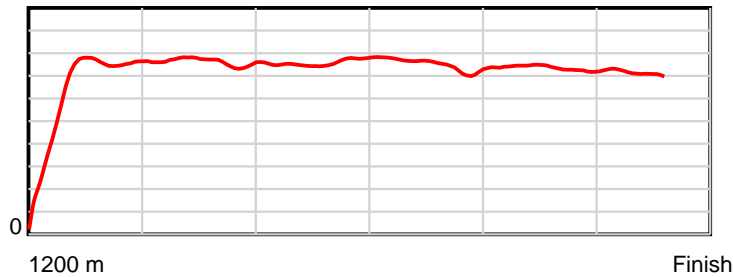
Tasracing Pty Ltd and Thoroughbred Ratings Pty Ltd accepts no responsibility for the completeness or accuracy of any of the information contained herein, and makes no representations about its suitability for any particular purpose. Users should make their own judgements about those matters and/or seek independent advice. You assume all risks associated with use of the data provided on this page.

# Race Results

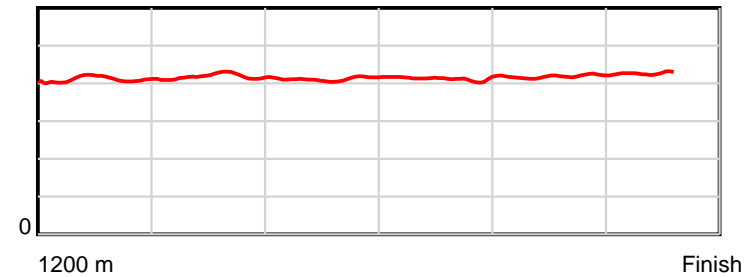
December 03, 2014, Race 5, NWMRKT HCP, Distance 1200m, Mowbray - Offset 0m

Result	TAB no.	Horse (Barrier)	1200 to	1000m to	800m to	600m to	400m to	200m to	Total or	Margin
2nd	12	Royal Rapture (3)	1000m	800m	600m	400m	200m	WP	Average	
		Position in running (margin)	-	13(11.6)	8(5.7)	8(6.9)	8(6.0)	7(4.6)		1.30
		Sectional time (s)	13.38	9.95	11.95	10.69	11.57	11.82		
		Cumulative time (s)	69.37	55.99	46.03	34.08	23.39	11.82	1:09.37	
		Speed (m/s)	14.95	20.10	16.74	18.71	17.29	16.92	17.30	
		Stride length (m)	5.97	8.29	6.92	7.75	7.15	7.18	7.14	
		Stride duration (s)	0.429	0.413	0.413	0.415	0.414	0.424	0.412	
		Stride efficiency (%)	55.75	107.39	74.78	93.92	79.97	80.47	79.58	
		Stride count	33.49	24.13	28.91	25.80	27.96	27.87	168.16	

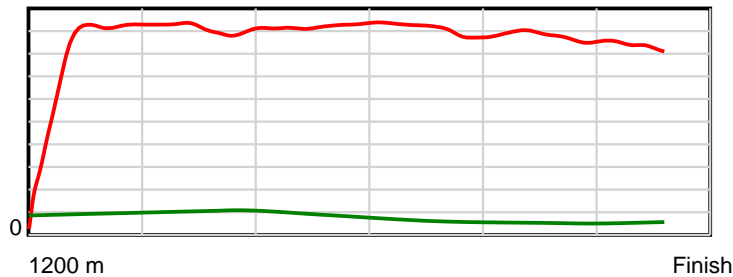
10 m Stride length



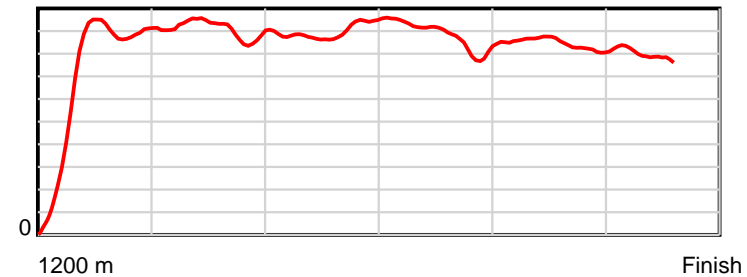
0.6 s Stride duration



20 m/sec Speed



100 % Stride efficiency



Note: Horizontal distance axis grid lines are 200m furlongs.

## Disclaimer.

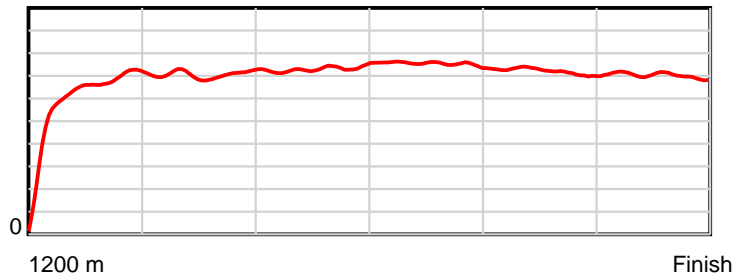
Tasracing Pty Ltd and Thoroughbred Ratings Pty Ltd accepts no responsibility for the completeness or accuracy of any of the information contained herein, and makes no representations about its suitability for any particular purpose. Users should make their own judgements about those matters and/or seek independent advice. You assume all risks associated with use of the data provided on this page.

# Race Results

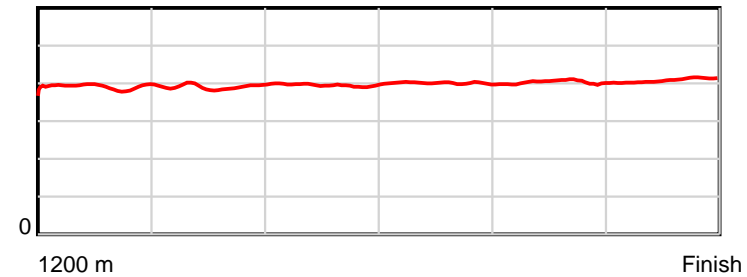
December 03, 2014, Race 5, NWMRKT HCP, Distance 1200m, Mowbray - Offset 0m

Result	TAB no.	Horse (Barrier)	1200 to	1000m to	800m to	600m to	400m to	200m to	Total or	Margin
3rd	4	Isibaeva (8)	1000m	800m	600m	400m	200m	WP	Average	
		Position in running (margin)	-	9(3.1)	9(6.9)	9(8.0)	9(6.3)	5(3.8)		1.60
		Sectional time (s)	12.21	11.58	11.94	10.55	11.38	11.75		
		Cumulative time (s)	69.42	57.21	45.62	33.68	23.13	11.75	1:09.42	
		Speed (m/s)	16.38	17.27	16.75	18.96	17.57	17.02	17.29	
		Stride length (m)	5.91	6.76	6.62	7.60	7.05	6.97	6.78	
		Stride duration (s)	0.384	0.391	0.396	0.401	0.401	0.409	0.392	
		Stride efficiency (%)	54.58	71.31	68.55	90.23	77.73	75.91	71.80	
		Stride count	33.84	29.61	30.20	26.32	28.36	28.70	177.03	

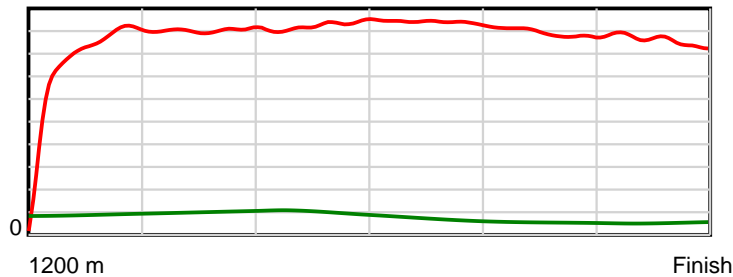
10 m Stride length



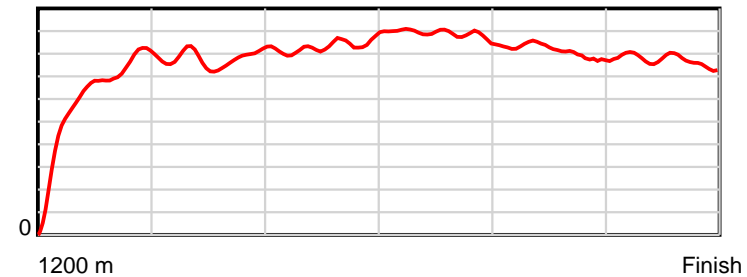
0.6 s Stride duration



20 m/sec Speed



100 % Stride efficiency



Note: Horizontal distance axis grid lines are 200m furlongs.

## Disclaimer.

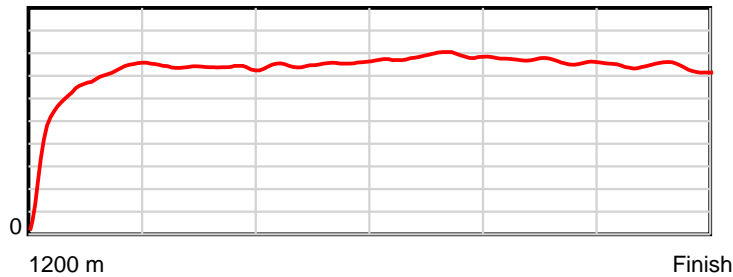
Tasracing Pty Ltd and Thoroughbred Ratings Pty Ltd accepts no responsibility for the completeness or accuracy of any of the information contained herein, and makes no representations about its suitability for any particular purpose. Users should make their own judgements about those matters and/or seek independent advice. You assume all risks associated with use of the data provided on this page.

# Race Results

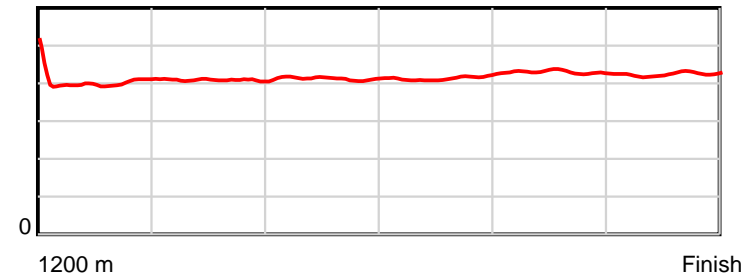
December 03, 2014, Race 5, NWMRKT HCP, Distance 1200m, Mowbray - Offset 0m

Result	TAB no.	Horse (Barrier)	1200 to	1000m to	800m to	600m to	400m to	200m to	Total or	Margin
4th	1	<b>Banca Mo (1)</b>	<b>1000m</b>	<b>800m</b>	<b>600m</b>	<b>400m</b>	<b>200m</b>	<b>WP</b>	<b>Average</b>	
		Position in running (margin)	-	8(2.8)	11(7.4)	11(9.2)	11(7.2)	9(5.0)		1.90
		Sectional time (s)	12.07	11.71	12.06	10.49	11.45	11.69		
		Cumulative time (s)	69.47	57.40	45.69	33.63	23.14	11.69	1:09.46	
		Speed (m/s)	16.57	17.08	16.58	19.07	17.47	17.11	17.27	
		Stride length (m)	6.36	6.97	6.85	7.89	7.50	7.28	7.11	
		Stride duration (s)	0.409	0.408	0.413	0.414	0.429	0.426	0.412	
		Stride efficiency (%)	63.22	75.95	73.24	97.40	87.90	82.87	78.97	
		Stride count	31.44	28.69	29.21	25.33	26.67	27.46	168.80	

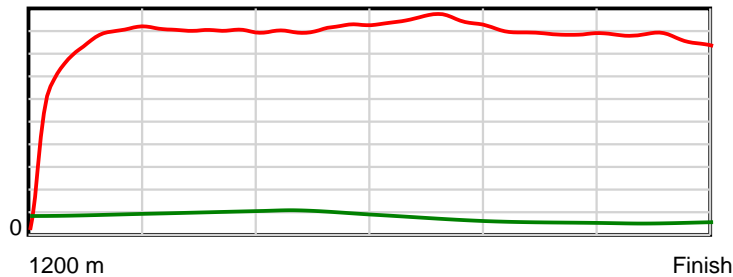
10 m Stride length



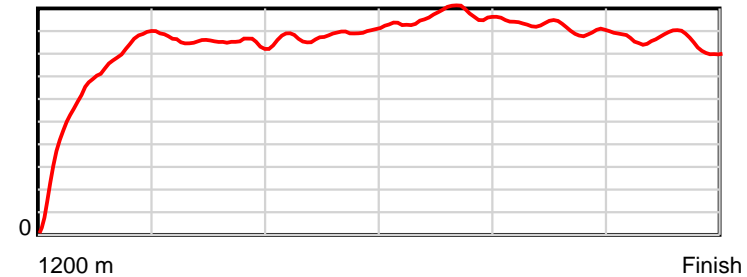
0.6 s Stride duration



20 m/sec Speed



100 % Stride efficiency



Note: Horizontal distance axis grid lines are 200m furlongs.

## Disclaimer.

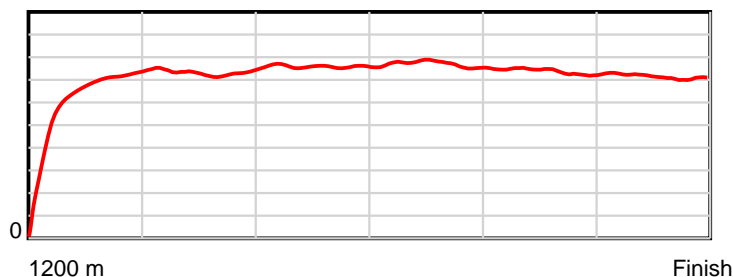
Tasracing Pty Ltd and Thoroughbred Ratings Pty Ltd accepts no responsibility for the completeness or accuracy of any of the information contained herein, and makes no representations about its suitability for any particular purpose. Users should make their own judgements about those matters and/or seek independent advice. You assume all risks associated with use of the data provided on this page.

# Race Results

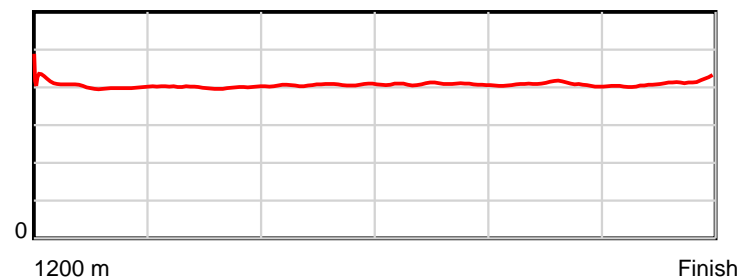
December 03, 2014, Race 5, NWMRKT HCP, Distance 1200m, Mowbray - Offset 0m

Result	TAB no.	Horse (Barrier)	1200 to	1000m to	800m to	600m to	400m to	200m to	Total or	Margin
5th	10	Iggimacool (2)	1000m	800m	600m	400m	200m	WP	Average	
		Position in running (margin)	-	11(5.9)	13(10.5)	13(10.9)	13(9.0)	12(6.6)		2.20
		Sectional time (s)	12.42	11.72	11.80	10.53	11.41	11.64		
		Cumulative time (s)	69.52	57.10	45.38	33.58	23.05	11.64	1:09.51	
		Speed (m/s)	16.10	17.06	16.95	18.99	17.53	17.18	17.26	
		Stride length (m)	5.99	6.83	6.88	7.75	7.15	7.10	6.91	
		Stride duration (s)	0.398	0.400	0.406	0.408	0.408	0.413	0.400	
		Stride efficiency (%)	55.98	72.93	73.98	93.95	79.89	78.86	74.61	
		Stride count	33.42	29.27	29.07	25.79	27.97	28.15	173.67	

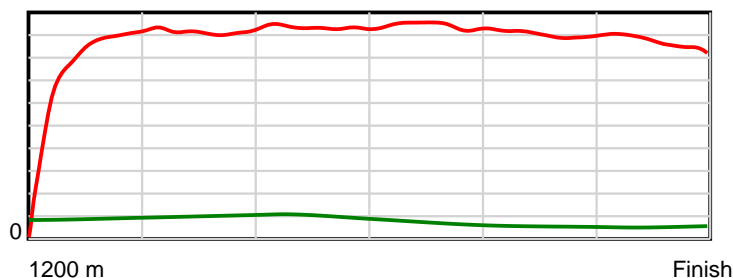
10 m Stride length



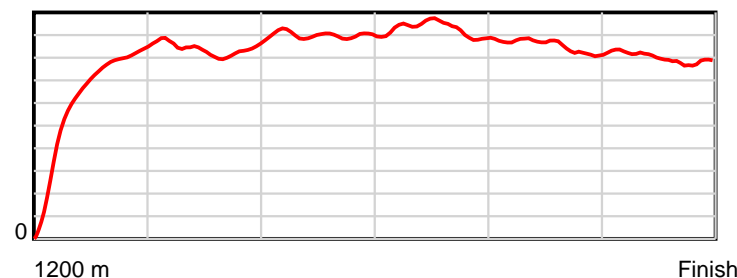
0.6 s Stride duration



20 m/sec Speed



100 % Stride efficiency



Note: Horizontal distance axis grid lines are 200m furlongs.

**Disclaimer.**

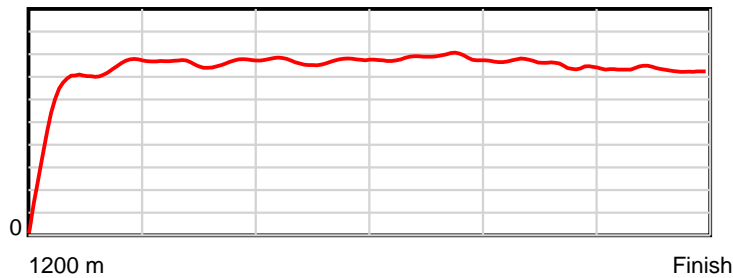
Tasracing Pty Ltd and Thoroughbred Ratings Pty Ltd accepts no responsibility for the completeness or accuracy of any of the information contained herein, and makes no representations about its suitability for any particular purpose. Users should make their own judgements about those matters and/or seek independent advice. You assume all risks associated with use of the data provided on this page.

# Race Results

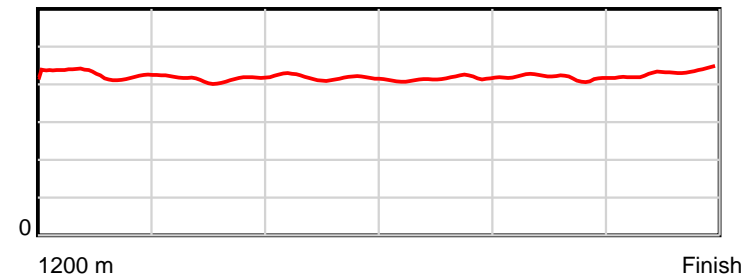
December 03, 2014, Race 5, NWMRKT HCP, Distance 1200m, Mowbray - Offset 0m

Result	TAB no.	Horse (Barrier)	1200 to	1000m to	800m to	600m to	400m to	200m to	Total or	Margin
6th	11	Minute Repeate... (14)	1000m	800m	600m	400m	200m	WP	Average	
		Position in running (margin)	-	12(6.7)	12(8.5)	12(9.5)	12(7.9)	10(5.0)		2.70
		Sectional time (s)	12.63	11.25	11.92	10.56	11.33	11.92		
		Cumulative time (s)	69.61	56.98	45.73	33.81	23.25	11.92	1:09.61	
		Speed (m/s)	15.84	17.78	16.78	18.94	17.65	16.78	17.24	
		Stride length (m)	6.25	7.39	7.03	7.85	7.38	7.26	7.16	
		Stride duration (s)	0.421	0.416	0.419	0.415	0.418	0.433	0.415	
		Stride efficiency (%)	60.98	85.25	77.17	96.26	85.20	82.35	80.03	
		Stride count	32.02	27.08	28.46	25.48	27.09	27.55	167.68	

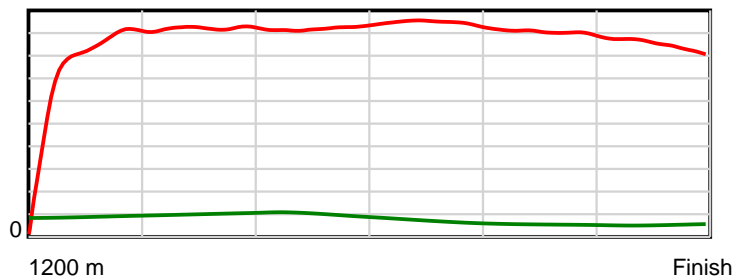
10 m Stride length



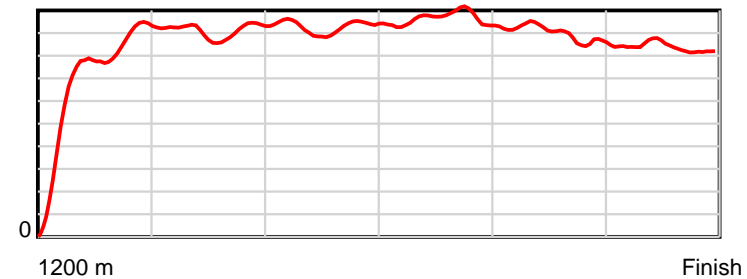
0.6 s Stride duration



20 m/sec Speed



100 % Stride efficiency



Note: Horizontal distance axis grid lines are 200m furlongs.

## Disclaimer.

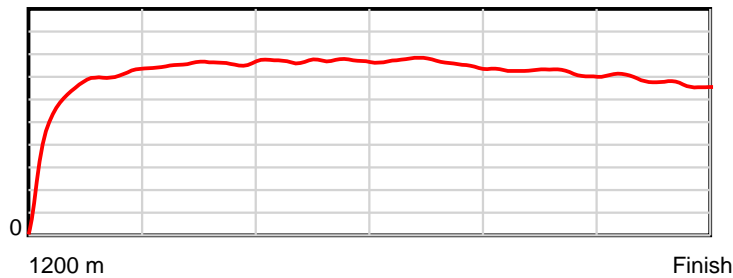
Tasracing Pty Ltd and Thoroughbred Ratings Pty Ltd accepts no responsibility for the completeness or accuracy of any of the information contained herein, and makes no representations about its suitability for any particular purpose. Users should make their own judgements about those matters and/or seek independent advice. You assume all risks associated with use of the data provided on this page.

# Race Results

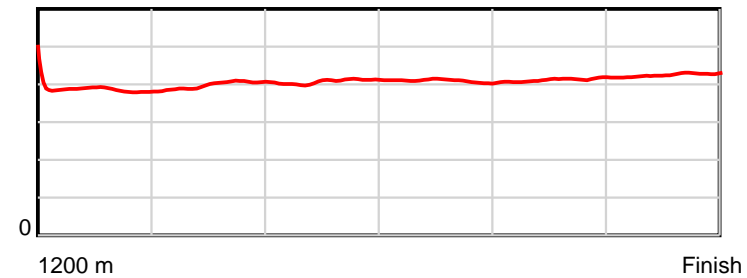
December 03, 2014, Race 5, NWMRKT HCP, Distance 1200m, Mowbray - Offset 0m

Result	TAB no.	Horse (Barrier)	1200 to	1000m to	800m to	600m to	400m to	200m to	Total or	Margin
7th	9	Sh'bourne Spir... (9)	1000m	800m	600m	400m	200m	WP	Average	
		Position in running (margin)	-	3(0.3)	3(0.9)	4(2.4)	4(2.5)	3(1.0)		2.90
		Sectional time (s)	11.55	11.04	12.00	10.86	11.56	12.63		
		Cumulative time (s)	69.64	58.09	47.05	35.05	24.19	12.63	1:09.64	
		Speed (m/s)	17.31	18.12	16.67	18.42	17.30	15.84	17.23	
		Stride length (m)	6.37	7.18	6.78	7.54	7.15	6.77	6.94	
		Stride duration (s)	0.396	0.396	0.407	0.409	0.413	0.428	0.403	
		Stride efficiency (%)	63.39	80.59	71.90	88.80	79.79	71.60	75.35	
		Stride count	31.40	27.85	29.49	26.53	27.99	29.55	172.81	

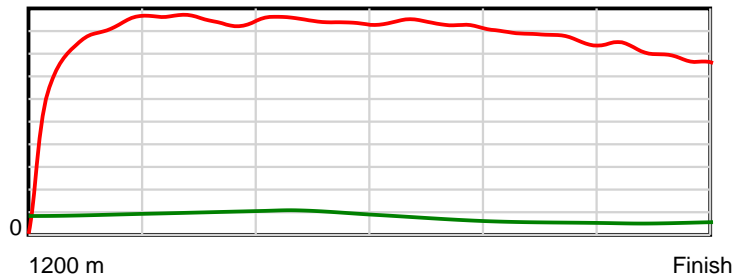
10 m Stride length



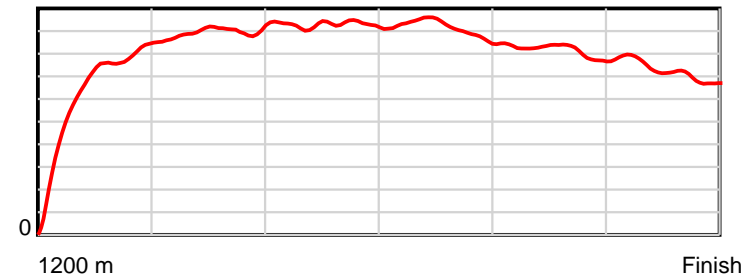
0.6 s Stride duration



20 m/sec Speed



100 % Stride efficiency



Note: Horizontal distance axis grid lines are 200m furlongs.

## Disclaimer.

Tasracing Pty Ltd and Thoroughbred Ratings Pty Ltd accepts no responsibility for the completeness or accuracy of any of the information contained herein, and makes no representations about its suitability for any particular purpose. Users should make their own judgements about those matters and/or seek independent advice. You assume all risks associated with use of the data provided on this page.

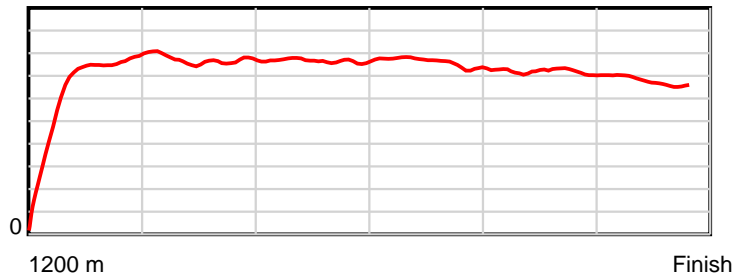


# Race Results

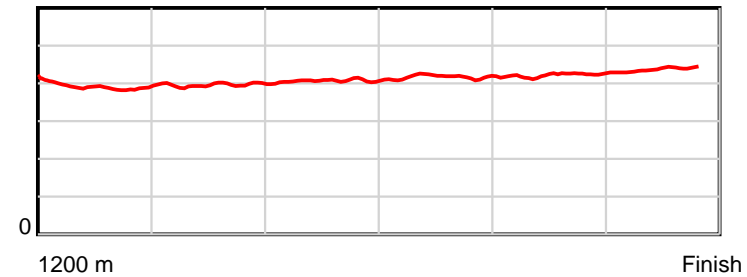
December 03, 2014, Race 5, NWMRKT HCP, Distance 1200m, Mowbray - Offset 0m

Result	TAB no.	Horse (Barrier)	1200 to	1000m to	800m to	600m to	400m to	200m to	Total or	Margin
8th	7	Arenzano (13)	1000m	800m	600m	400m	200m	WP	Average	
		Position in running (margin)	-	4(1.1)	2(0.2)	1(0.0)	1(0.0)	1(0.0)		3.70
		Sectional time (s)	11.80	10.80	11.72	10.84	11.80	12.82		
		Cumulative time (s)	69.79	57.99	47.19	35.47	24.63	12.82	1:09.79	
		Speed (m/s)	16.96	18.52	17.06	18.45	16.95	15.60	17.20	
		Stride length (m)	6.22	7.25	6.89	7.66	7.10	6.82	6.96	
		Stride duration (s)	0.391	0.392	0.404	0.415	0.419	0.437	0.405	
		Stride efficiency (%)	60.51	82.19	74.22	91.74	78.72	72.64	75.75	
		Stride count	32.14	27.58	29.02	26.10	28.18	29.33	172.35	

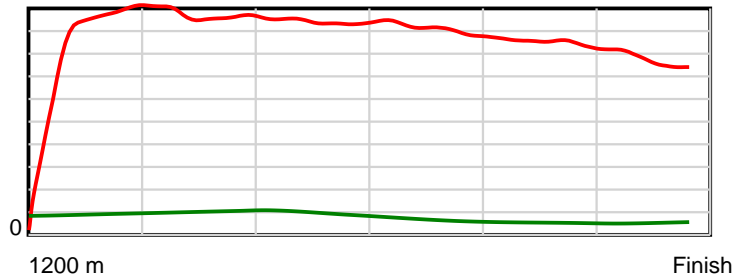
10 m Stride length



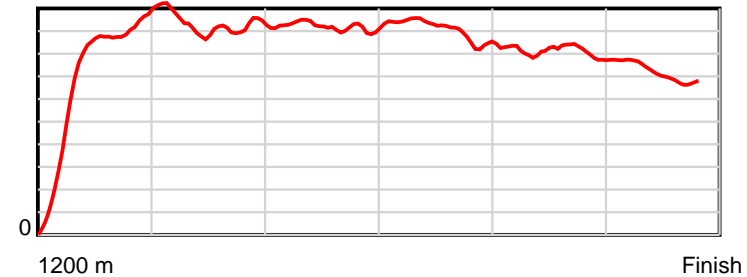
0.6 s Stride duration



20 m/sec Speed



100 % Stride efficiency



Note: Horizontal distance axis grid lines are 200m furlongs.

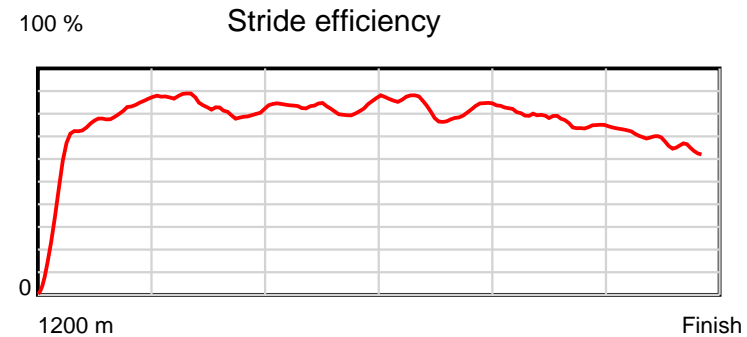
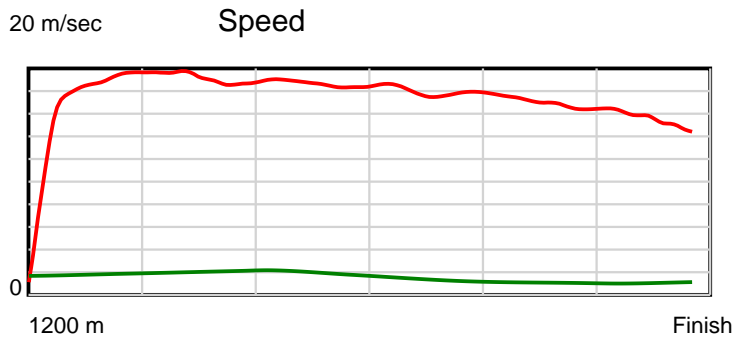
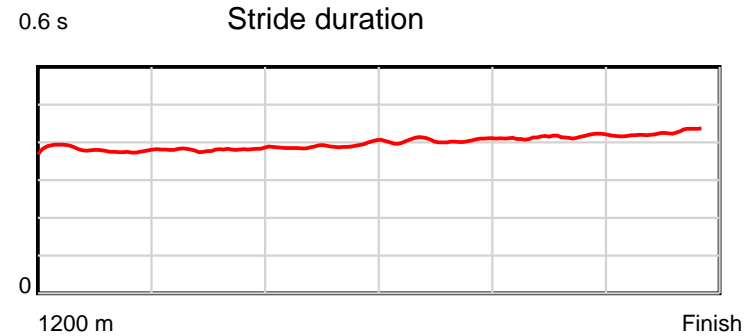
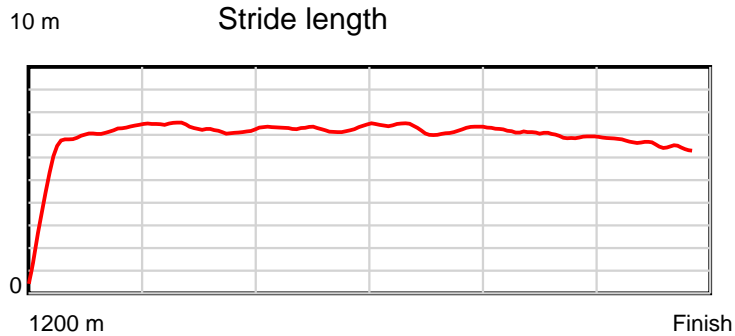
## Disclaimer.

Tasracing Pty Ltd and Thoroughbred Ratings Pty Ltd accepts no responsibility for the completeness or accuracy of any of the information contained herein, and makes no representations about its suitability for any particular purpose. Users should make their own judgements about those matters and/or seek independent advice. You assume all risks associated with use of the data provided on this page.

# Race Results

December 03, 2014, Race 5, NWMRKT HCP, Distance 1200m, Mowbray - Offset 0m

Result	TAB no.	Horse (Barrier)	1200 to	1000m to	800m to	600m to	400m to	200m to	Total or	Margin
9th	8	<b>Snippetee Bee (4)</b>	<b>1000m</b>	<b>800m</b>	<b>600m</b>	<b>400m</b>	<b>200m</b>	<b>WP</b>	<b>Average</b>	
		Position in running (margin)	-	1(0.0)	1(0.0)	2(0.4)	2(1.8)	4(2.2)		4.70
		Sectional time (s)	11.45	10.95	11.81	11.08	11.87	12.80		
		Cumulative time (s)	69.96	58.51	47.56	35.75	24.67	12.80	1:09.95	
		Speed (m/s)	17.46	18.26	16.93	18.05	16.85	15.62	17.15	
		Stride length (m)	6.04	6.91	6.56	7.30	6.95	6.65	6.71	
		Stride duration (s)	0.377	0.378	0.388	0.404	0.413	0.425	0.391	
		Stride efficiency (%)	56.98	74.68	67.30	83.28	75.49	69.00	70.39	
		Stride count	33.12	28.93	30.48	27.40	28.77	30.10	178.80	



Note: Horizontal distance axis grid lines are 200m furlongs.

**Disclaimer.**

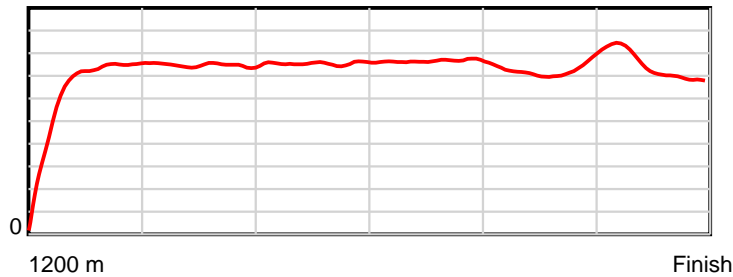
Tasracing Pty Ltd and Thoroughbred Ratings Pty Ltd accepts no responsibility for the completeness or accuracy of any of the information contained herein, and makes no representations about its suitability for any particular purpose. Users should make their own judgements about those matters and/or seek independent advice. You assume all risks associated with use of the data provided on this page.

# Race Results

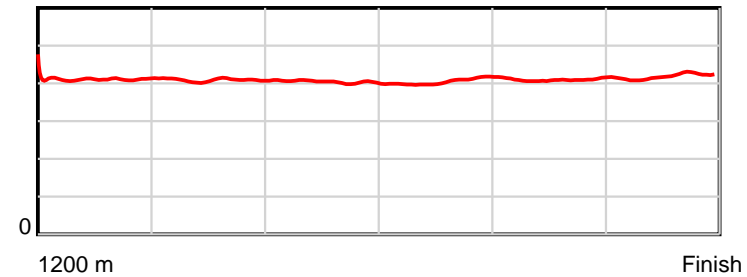
December 03, 2014, Race 5, NWMRKT HCP, Distance 1200m, Mowbray - Offset 0m

Result	TAB no.	Horse (Barrier)	1200 to	1000m to	800m to	600m to	400m to	200m to	Total or	Margin
10th	3	Pitt Street (11)	1000m	800m	600m	400m	200m	WP	Average	
		Position in running (margin)	-	10(3.6)	10(7.3)	10(8.5)	10(6.7)	11(5.6)		5.20
		Sectional time (s)	12.28	11.56	11.95	10.55	11.62	12.09		
		Cumulative time (s)	70.05	57.77	46.21	34.26	23.71	12.09	1:10.04	
		Speed (m/s)	16.29	17.30	16.74	18.96	17.21	16.54	17.13	
		Stride length (m)	6.51	7.09	6.78	7.65	7.05	6.95	6.99	
		Stride duration (s)	0.424	0.410	0.405	0.404	0.410	0.420	0.408	
		Stride efficiency (%)	66.26	78.65	71.86	91.43	77.78	75.49	76.35	
		Stride count	30.71	28.19	29.49	26.15	28.35	28.78	171.67	

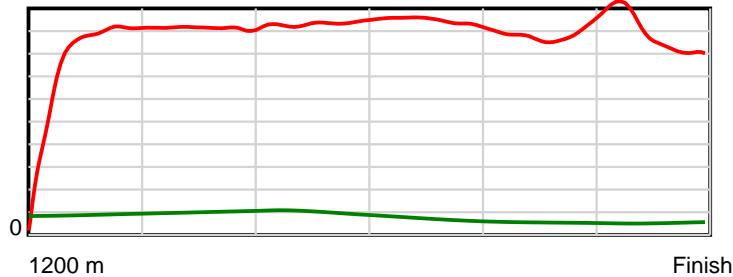
10 m Stride length



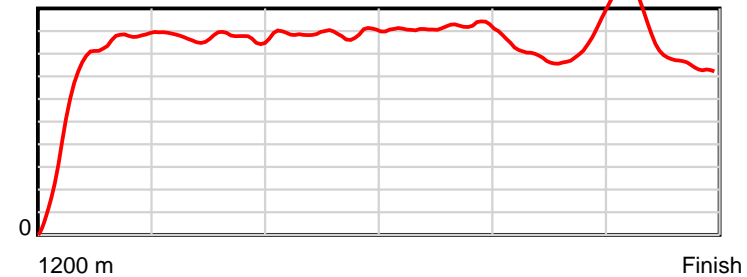
0.6 s Stride duration



20 m/sec Speed



100 % Stride efficiency



Note: Horizontal distance axis grid lines are 200m furlongs.

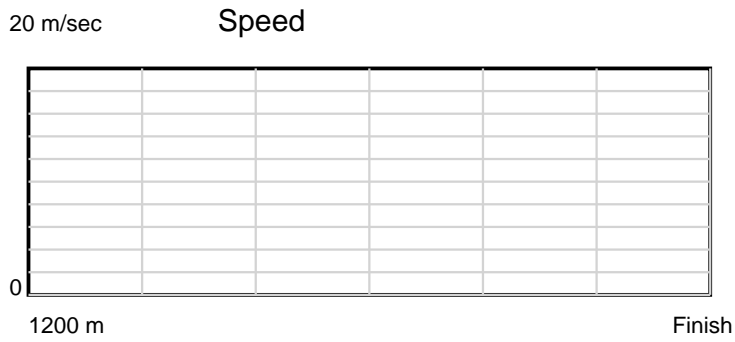
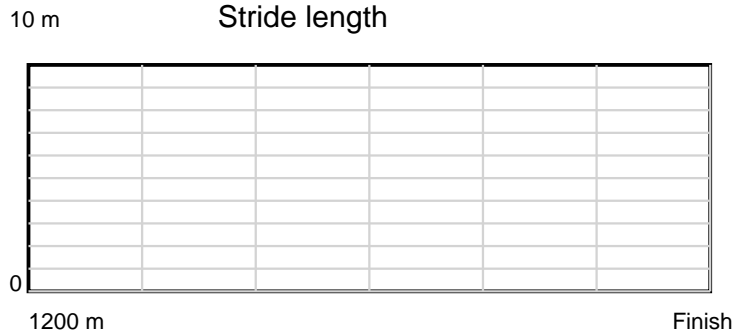
## Disclaimer.

Tasracing Pty Ltd and Thoroughbred Ratings Pty Ltd accepts no responsibility for the completeness or accuracy of any of the information contained herein, and makes no representations about its suitability for any particular purpose. Users should make their own judgements about those matters and/or seek independent advice. You assume all risks associated with use of the data provided on this page.

# Race Results

December 03, 2014, Race 5, NWMRKT HCP, Distance 1200m, Mowbray - Offset 0m

Result	TAB no.	Horse (Barrier)	1200 to	1000m to	800m to	600m to	400m to	200m to	Total or	Margin
11th	5	Jakcorijim (12)								
		Position in running (margin)								
		Sectional time (s)								
		Cumulative time (s)								
		Speed (m/s)								
		Stride length (m)								
		Stride duration (s)								
		Stride efficiency (%)								
		Stride count								



Note: Horizontal distance axis grid lines are 200m furlongs.

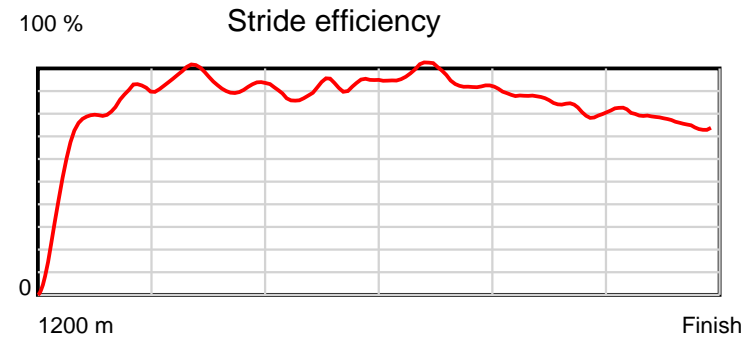
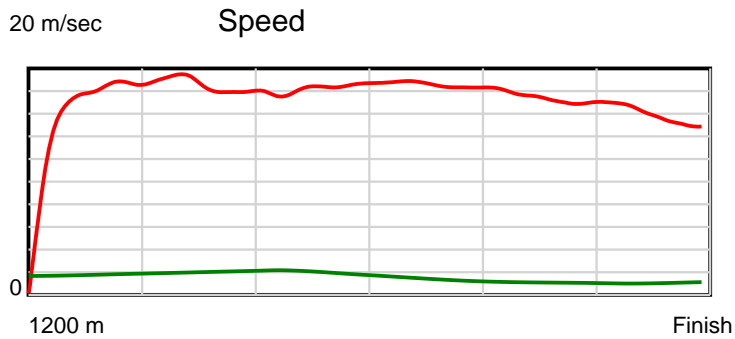
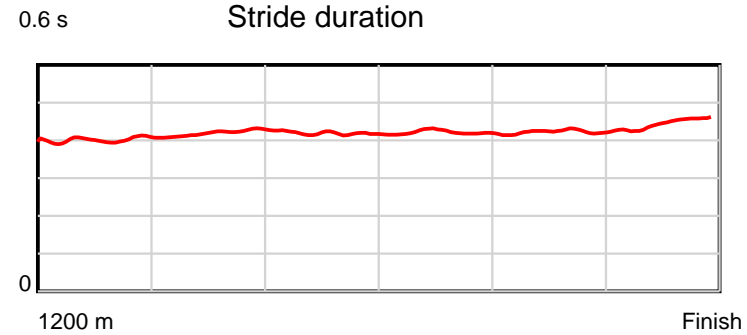
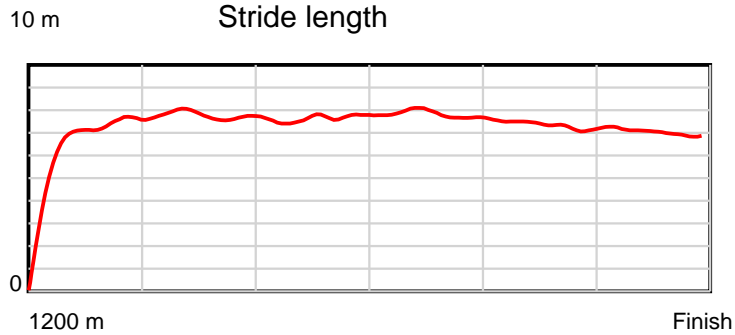
**Disclaimer.**

Tasracing Pty Ltd and Thoroughbred Ratings Pty Ltd accepts no responsibility for the completeness or accuracy of any of the information contained herein, and makes no representations about its suitability for any particular purpose. Users should make their own judgements about those matters and/or seek independent advice. You assume all risks associated with use of the data provided on this page.

# Race Results

December 03, 2014, Race 5, NWMRKT HCP, Distance 1200m, Mowbray - Offset 0m

Result	TAB no.	Horse (Barrier)	1200 to	1000m to	800m to	600m to	400m to	200m to	Total or	Margin
12th	2	<b>Rebel Bride (6)</b>	<b>1000m</b>	<b>800m</b>	<b>600m</b>	<b>400m</b>	<b>200m</b>	<b>WP</b>	<b>Average</b>	
		Position in running (margin)	-	5(1.9)	6(3.5)	6(6.0)	6(4.6)	6(4.4)		5.80
		Sectional time (s)	11.73	11.21	12.16	10.61	11.76	12.68		
		Cumulative time (s)	70.16	58.43	47.22	35.05	24.44	12.68	1:10.15	
		Speed (m/s)	17.05	17.84	16.45	18.85	17.01	15.77	17.10	
		Stride length (m)	6.26	7.45	6.90	7.92	7.17	7.05	7.09	
		Stride duration (s)	0.398	0.418	0.420	0.420	0.421	0.447	0.414	
		Stride efficiency (%)	61.23	86.69	74.50	98.10	80.26	77.77	78.54	
		Stride count	31.95	26.85	28.96	25.24	27.91	28.35	169.26	



Note: Horizontal distance axis grid lines are 200m furlongs.

**Disclaimer.**

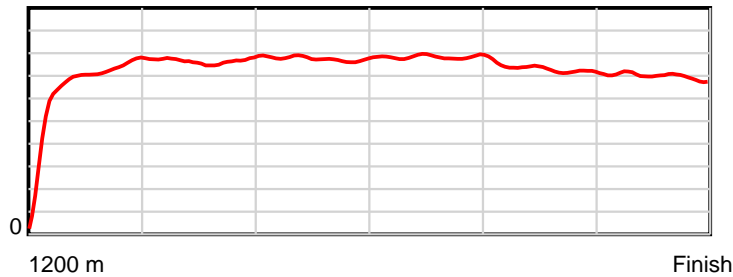
Tasracing Pty Ltd and Thoroughbred Ratings Pty Ltd accepts no responsibility for the completeness or accuracy of any of the information contained herein, and makes no representations about its suitability for any particular purpose. Users should make their own judgements about those matters and/or seek independent advice. You assume all risks associated with use of the data provided on this page.

# Race Results

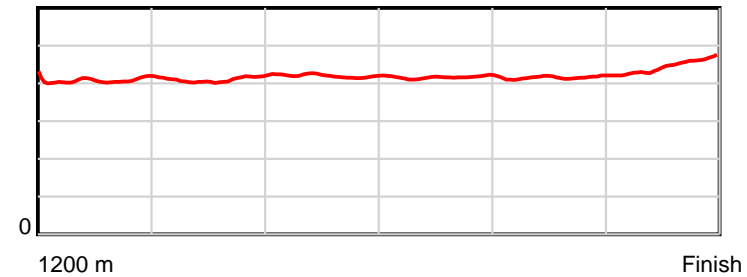
December 03, 2014, Race 5, NWMRKT HCP, Distance 1200m, Mowbray - Offset 0m

Result	TAB no.	Horse (Barrier)	1200 to	1000m to	800m to	600m to	400m to	200m to	Total or	Margin
13th	13	<b>Havana Stash (10)</b>	<b>1000m</b>	<b>800m</b>	<b>600m</b>	<b>400m</b>	<b>200m</b>	<b>WP</b>	<b>Average</b>	
		Position in running (margin)	-	7(2.7)	7(4.8)	7(6.8)	7(5.1)	8(4.9)		7.30
		Sectional time (s)	11.94	11.30	12.08	10.55	11.78	12.78		
		Cumulative time (s)	70.43	58.49	47.19	35.11	24.57	12.78	1:10.43	
		Speed (m/s)	16.76	17.70	16.56	18.96	16.98	15.65	17.04	
		Stride length (m)	6.44	7.26	6.96	7.90	7.04	7.05	7.08	
		Stride duration (s)	0.415	0.410	0.420	0.417	0.415	0.450	0.416	
		Stride efficiency (%)	64.87	82.25	75.61	97.52	77.51	77.63	78.36	
		Stride count	31.04	27.57	28.75	25.32	28.40	28.38	169.46	

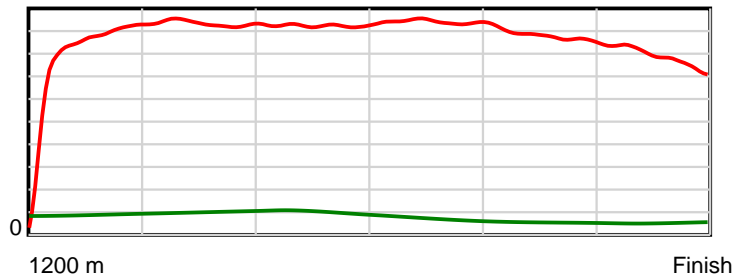
10 m Stride length



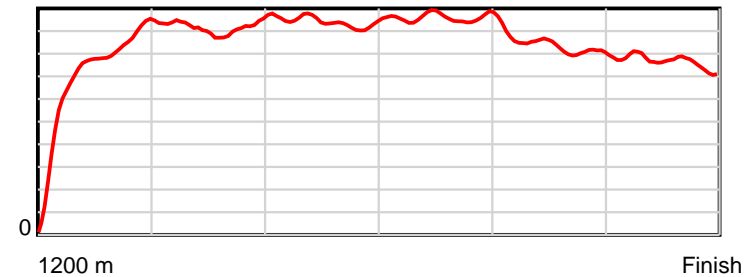
0.6 s Stride duration



20 m/sec Speed



100 % Stride efficiency



Note: Horizontal distance axis grid lines are 200m furlongs.

## Disclaimer.

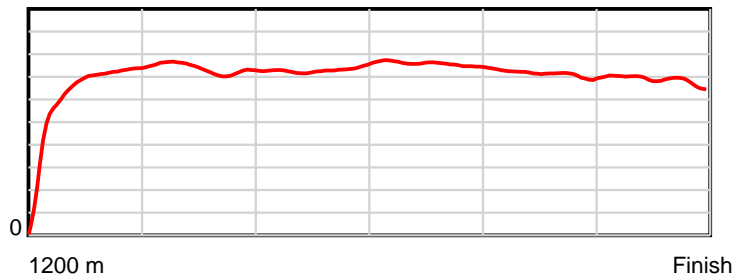
Tasracing Pty Ltd and Thoroughbred Ratings Pty Ltd accepts no responsibility for the completeness or accuracy of any of the information contained herein, and makes no representations about its suitability for any particular purpose. Users should make their own judgements about those matters and/or seek independent advice. You assume all risks associated with use of the data provided on this page.

# Race Results

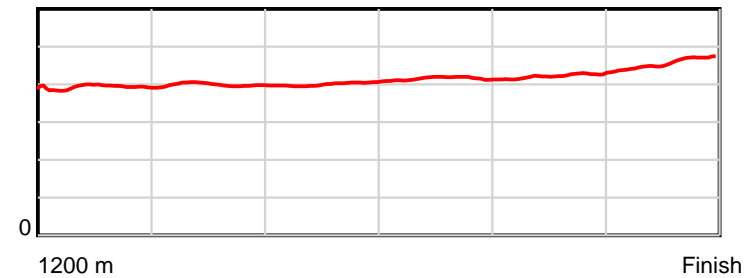
December 03, 2014, Race 5, NWMRKT HCP, Distance 1200m, Mowbray - Offset 0m

Result	TAB no.	Horse (Barrier)	1200 to	1000m to	800m to	600m to	400m to	200m to	Total or	Margin
14th	6	Innocent Gamb... (5)	1000m	800m	600m	400m	200m	WP	Average	
		Position in running (margin)	-	6(2.2)	5(2.6)	5(3.2)	5(3.9)	13(7.0)		12.10
		Sectional time (s)	11.81	11.02	11.85	10.95	12.32	13.34		
		Cumulative time (s)	71.30	59.49	48.47	36.61	25.66	13.34	1:11.29	
		Speed (m/s)	16.94	18.15	16.88	18.26	16.23	14.99	16.83	
		Stride length (m)	6.05	7.22	6.76	7.58	6.85	6.88	6.86	
		Stride duration (s)	0.387	0.398	0.400	0.415	0.422	0.459	0.407	
		Stride efficiency (%)	57.23	81.52	71.34	89.87	73.32	73.93	73.49	
		Stride count	33.05	27.69	29.60	26.37	29.20	29.08	174.99	

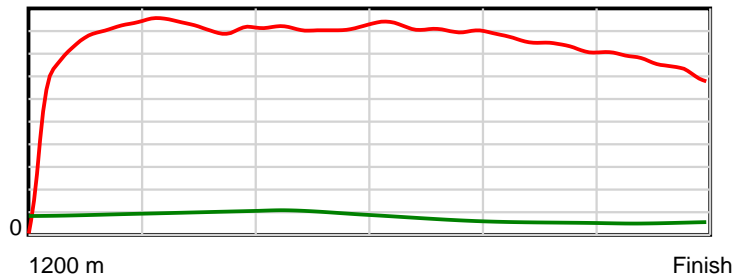
10 m Stride length



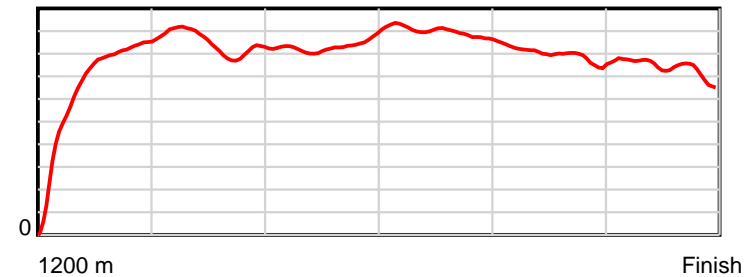
0.6 s Stride duration



20 m/sec Speed



100 % Stride efficiency



Note: Horizontal distance axis grid lines are 200m furlongs.

## Disclaimer.

Tasracing Pty Ltd and Thoroughbred Ratings Pty Ltd accepts no responsibility for the completeness or accuracy of any of the information contained herein, and makes no representations about its suitability for any particular purpose. Users should make their own judgements about those matters and/or seek independent advice. You assume all risks associated with use of the data provided on this page.