



## Race Results

Tasmanian Turf Club, Launceston, December 03, 2014

Compilation date: December 5, 2014, 8:46:36 AM (EST)

Copyright © 2014 Tasracing Pty Ltd. All rights reserved.

### Trademarks.

StrideMASTER is a registered trademark of Thoroughbred Ratings Pty Ltd.

### Disclaimer.

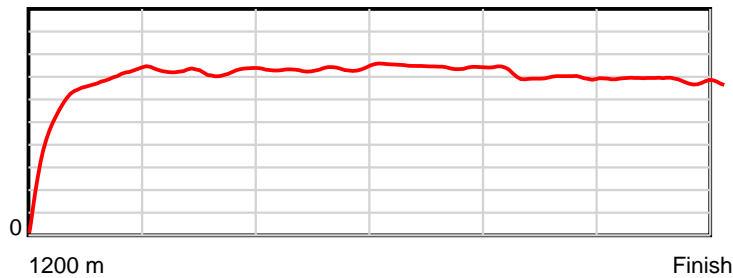
Tasracing Pty Ltd and Thoroughbred Ratings Pty Ltd accepts no responsibility for the completeness or accuracy of any of the information contained herein, and makes no representations about its suitability for any particular purpose. Users should make their own judgements about those matters and/or seek independent advice. You assume all risks associated with use of the data provided on this page.

# Race Results

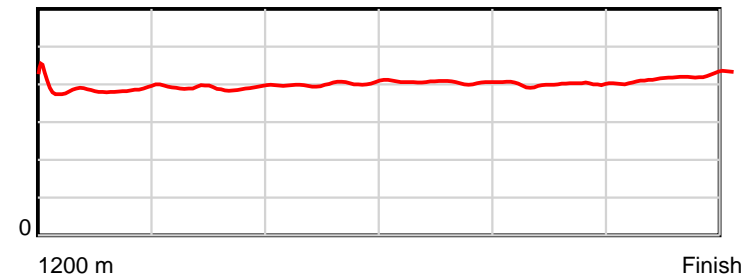
December 03, 2014, Race 6, BM82, Distance 1200m, Mowbray - Offset 0m

Result	TAB no.	Horse (Barrier)	1200 to	1000m to	800m to	600m to	400m to	200m to	Total or	Margin
1st	6	<b>Quest Master (6)</b>	<b>1000m</b>	<b>800m</b>	<b>600m</b>	<b>400m</b>	<b>200m</b>	<b>WP</b>	<b>Average</b>	
		Position in running (margin)	-	1(0.0)	1(0.0)	2(0.9)	1(0.0)	1(0.0)		0.00
		Sectional time (s)	12.22	11.62	12.30	11.06	11.75	12.38		
		Cumulative time (s)	71.32	59.10	47.49	35.19	24.13	12.38	1:11.31	
		Speed (m/s)	16.37	17.21	16.26	18.08	17.02	16.16	16.83	
		Stride length (m)	6.38	6.75	6.53	7.33	6.80	6.81	6.75	
		Stride duration (s)	0.389	0.392	0.401	0.406	0.399	0.422	0.401	
		Stride efficiency (%)	63.52	71.15	66.54	84.06	72.27	72.55	71.27	
		Stride count	31.37	29.64	30.65	27.27	29.41	29.35	177.69	

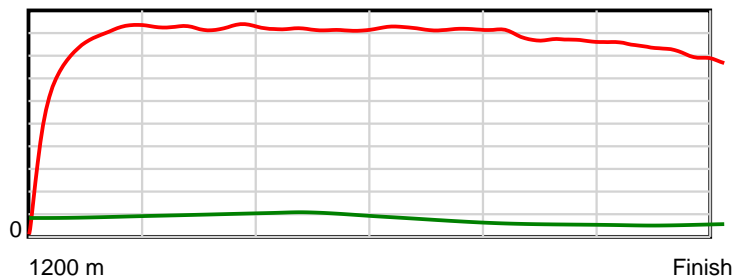
10 m Stride length



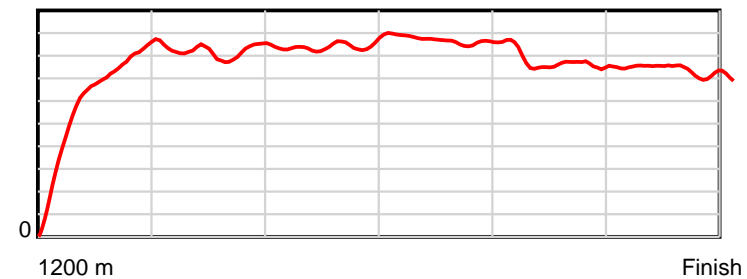
0.6 s Stride duration



20 m/sec Speed



100 % Stride efficiency



Note: Horizontal distance axis grid lines are 200m furlongs.

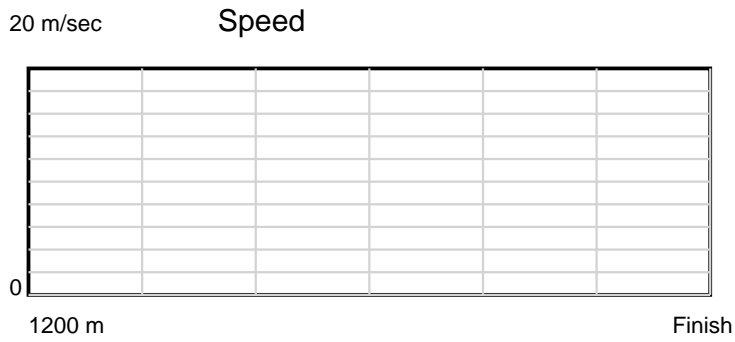
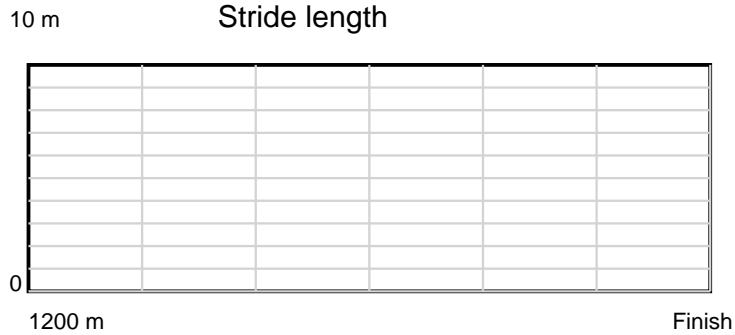
## Disclaimer.

Tasracing Pty Ltd and Thoroughbred Ratings Pty Ltd accepts no responsibility for the completeness or accuracy of any of the information contained herein, and makes no representations about its suitability for any particular purpose. Users should make their own judgements about those matters and/or seek independent advice. You assume all risks associated with use of the data provided on this page.

# Race Results

December 03, 2014, Race 6, BM82, Distance 1200m, Mowbray - Offset 0m

Result	TAB no.	Horse (Barrier)	1200 to	1000m to	800m to	600m to	400m to	200m to	Total or	Margin
2nd	1	Private Curren... (4)								
		Position in running (margin)								
		Sectional time (s)								
		Cumulative time (s)								
		Speed (m/s)								
		Stride length (m)								
		Stride duration (s)								
		Stride efficiency (%)								
		Stride count								

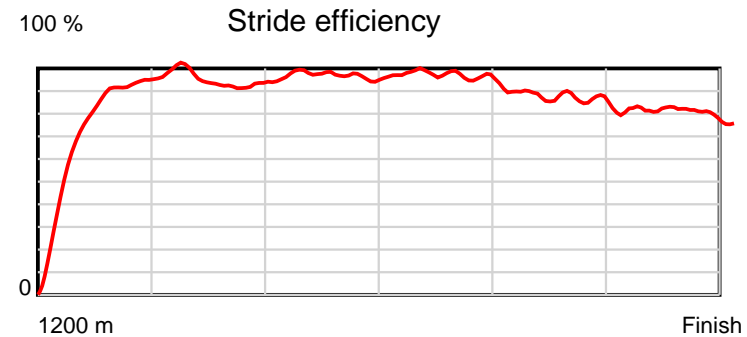
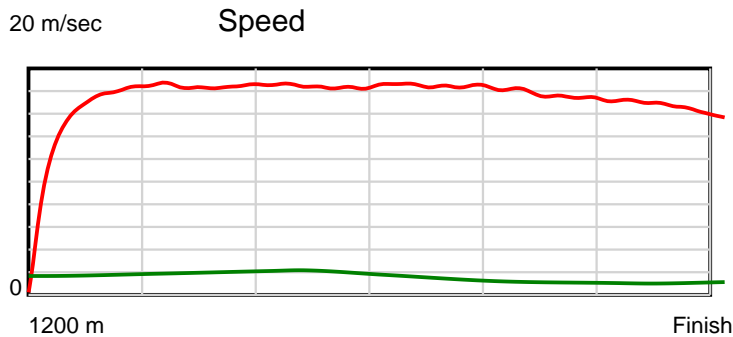
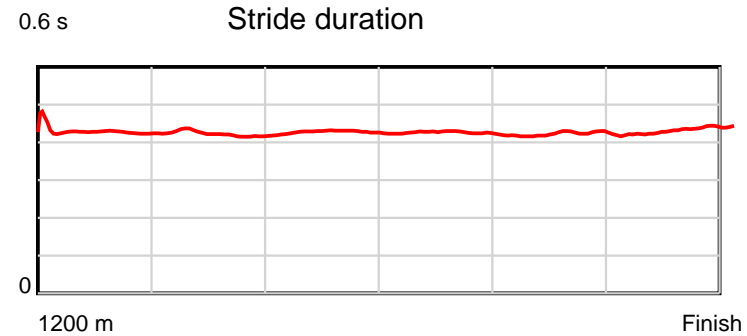
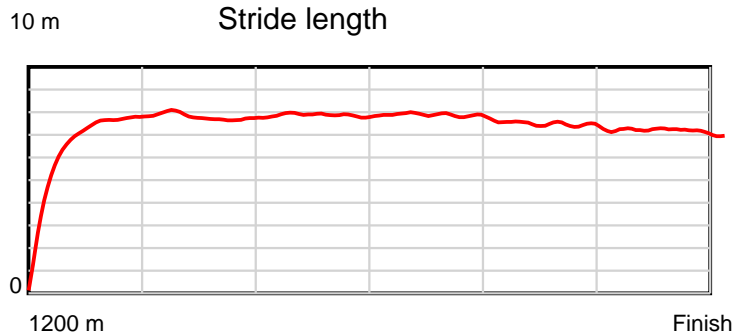


Note: Horizontal distance axis grid lines are 200m furlongs.

# Race Results

December 03, 2014, Race 6, BM82, Distance 1200m, Mowbray - Offset 0m

Result	TAB no.	Horse (Barrier)	1200 to	1000m to	800m to	600m to	400m to	200m to	Total or	Margin
3rd	7	Prince Stratum (3)	1000m	800m	600m	400m	200m	WP	Average	
		Position in running (margin)	-	4(1.9)	4(3.3)	3(3.1)	3(2.1)	2(1.4)		1.20
		Sectional time (s)	12.56	11.85	12.11	11.04	11.64	12.33		
		Cumulative time (s)	71.53	58.97	47.12	35.01	23.97	12.33	1:11.53	
		Speed (m/s)	15.92	16.88	16.52	18.12	17.18	16.22	16.78	
		Stride length (m)	6.61	7.13	7.05	7.71	7.24	7.04	7.11	
		Stride duration (s)	0.430	0.422	0.427	0.425	0.422	0.434	0.424	
		Stride efficiency (%)	68.25	79.42	77.68	92.83	82.00	77.42	79.10	
		Stride count	30.26	28.05	28.37	25.95	27.61	28.42	168.66	



Note: Horizontal distance axis grid lines are 200m furlongs.

**Disclaimer.**

Tasracing Pty Ltd and Thoroughbred Ratings Pty Ltd accepts no responsibility for the completeness or accuracy of any of the information contained herein, and makes no representations about its suitability for any particular purpose. Users should make their own judgements about those matters and/or seek independent advice. You assume all risks associated with use of the data provided on this page.

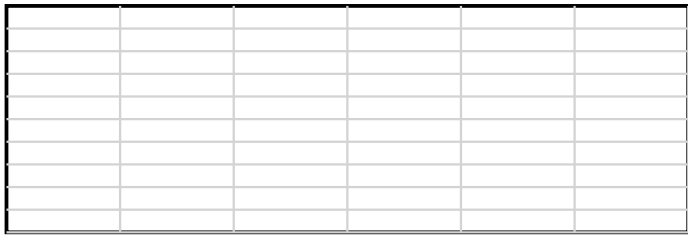
# Race Results

December 03, 2014, Race 6, BM82, Distance 1200m, Mowbray - Offset 0m

Result	TAB no.	Horse (Barrier)	1200 to	1000m to	800m to	600m to	400m to	200m to	Total or	Margin
4th	5	<b>Bundaleda (7)</b>								
		Position in running (margin)								
		Sectional time (s)								
		Cumulative time (s)								
		Speed (m/s)								
		Stride length (m)								
		Stride duration (s)								
		Stride efficiency (%)								
		Stride count								

10 m

Stride length

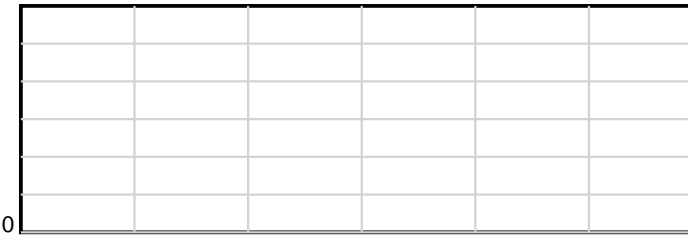


1200 m

Finish

0.6 s

Stride duration

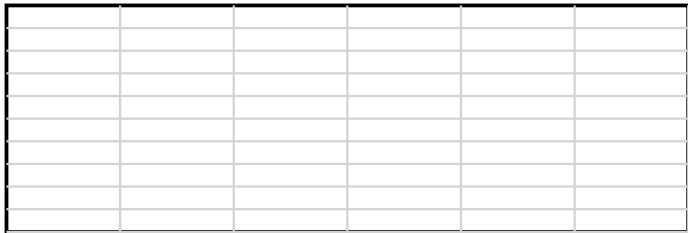


1200 m

Finish

20 m/sec

Speed

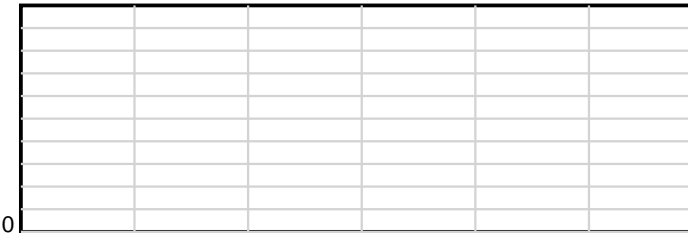


1200 m

Finish

100 %

Stride efficiency



1200 m

Finish

Note: Horizontal distance axis grid lines are 200m furlongs.

**Disclaimer.**

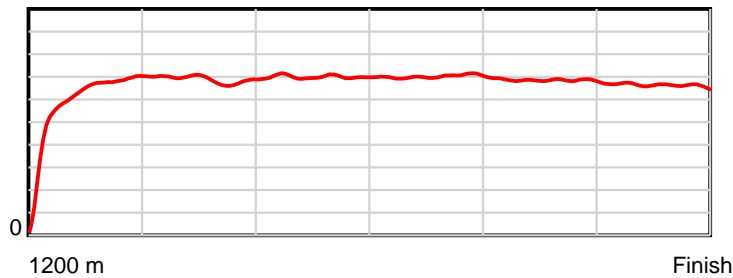
Tasracing Pty Ltd and Thoroughbred Ratings Pty Ltd accepts no responsibility for the completeness or accuracy of any of the information contained herein, and makes no representations about its suitability for any particular purpose. Users should make their own judgements about those matters and/or seek independent advice. You assume all risks associated with use of the data provided on this page.

# Race Results

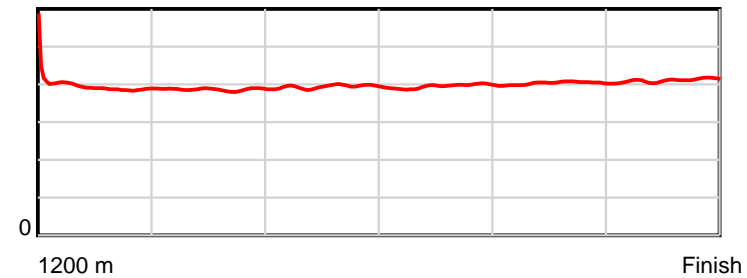
December 03, 2014, Race 6, BM82, Distance 1200m, Mowbray - Offset 0m

Result	TAB no.	Horse (Barrier)	1200 to	1000m to	800m to	600m to	400m to	200m to	Total or	Margin
5th	8	Reach the Moon (1)	1000m	800m	600m	400m	200m	WP	Average	
		Position in running (margin)	-	5(3.8)	5(5.2)	5(4.8)	5(4.7)	4(5.3)		6.30
		Sectional time (s)	13.09	11.85	12.08	11.20	11.84	12.41		
		Cumulative time (s)	72.46	59.37	47.53	35.44	24.25	12.41	1:12.45	
		Speed (m/s)	15.28	16.88	16.56	17.86	16.89	16.12	16.56	
		Stride length (m)	5.88	6.51	6.52	7.05	6.82	6.62	6.55	
		Stride duration (s)	0.391	0.386	0.394	0.395	0.404	0.411	0.395	
		Stride efficiency (%)	54.09	66.28	66.45	77.69	72.68	68.53	67.00	
		Stride count	33.99	30.71	30.67	28.36	29.33	30.20	183.26	

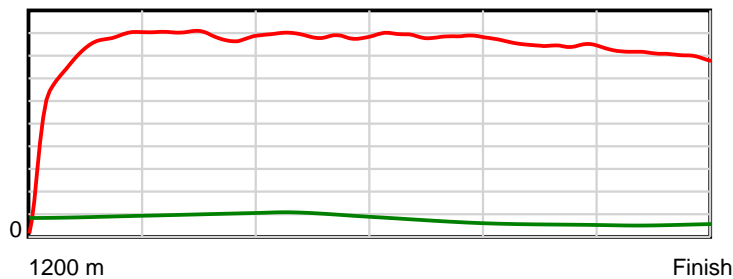
10 m Stride length



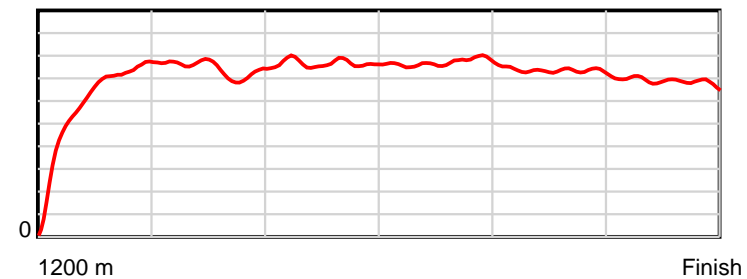
0.6 s Stride duration



20 m/sec Speed



100 % Stride efficiency



Note: Horizontal distance axis grid lines are 200m furlongs.

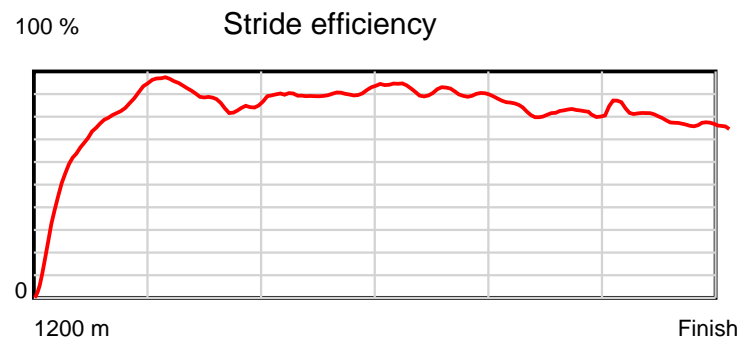
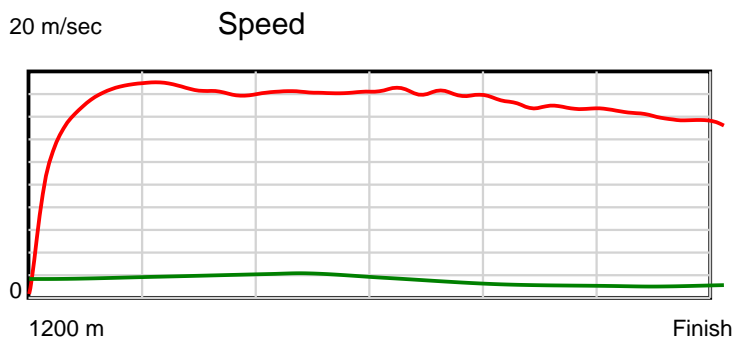
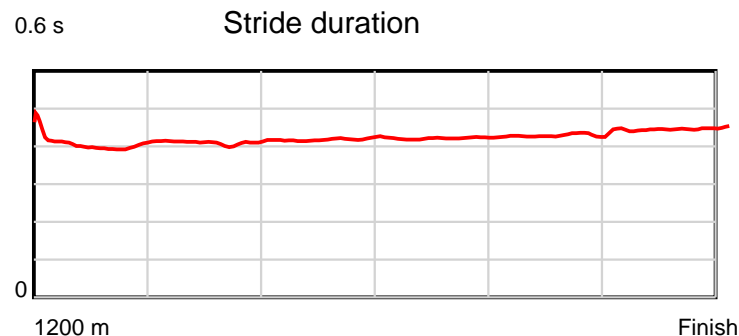
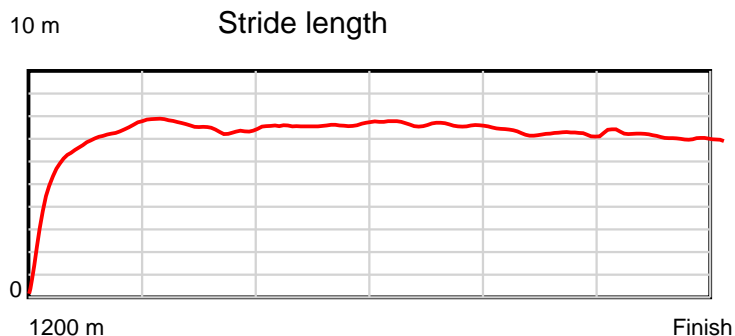
**Disclaimer.**

Tasracing Pty Ltd and Thoroughbred Ratings Pty Ltd accepts no responsibility for the completeness or accuracy of any of the information contained herein, and makes no representations about its suitability for any particular purpose. Users should make their own judgements about those matters and/or seek independent advice. You assume all risks associated with use of the data provided on this page.

# Race Results

December 03, 2014, Race 6, BM82, Distance 1200m, Mowbray - Offset 0m

Result	TAB no.	Horse (Barrier)	1200 to	1000m to	800m to	600m to	400m to	200m to	Total or	Margin
6th	4	Tuktoyaktuk (2)	1000m	800m	600m	400m	200m	WP	Average	
		Position in running (margin)	-	2(0.2)	2(1.1)	1(0.0)	2(0.2)	3(4.1)		6.40
		Sectional time (s)	12.21	11.77	11.97	11.25	12.39	12.89		
		Cumulative time (s)	72.48	60.27	48.50	36.53	25.28	12.89	1:12.48	
		Speed (m/s)	16.38	16.99	16.71	17.78	16.14	15.52	16.56	
		Stride length (m)	6.46	6.97	6.97	7.50	6.91	6.93	6.94	
		Stride duration (s)	0.413	0.410	0.417	0.422	0.428	0.447	0.419	
		Stride efficiency (%)	65.15	75.91	75.99	87.83	74.65	75.05	75.34	
		Stride count	30.97	28.69	28.68	26.68	28.94	28.86	172.82	



Note: Horizontal distance axis grid lines are 200m furlongs.

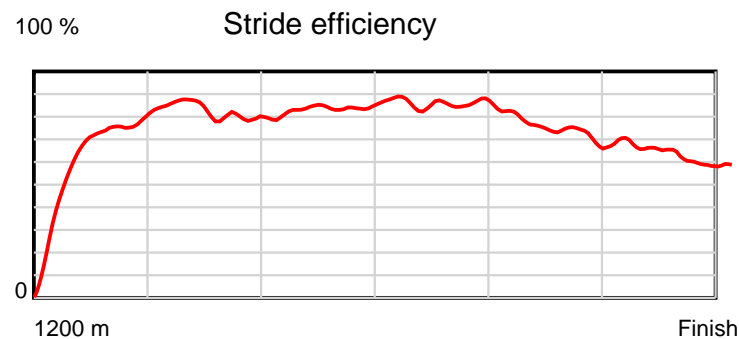
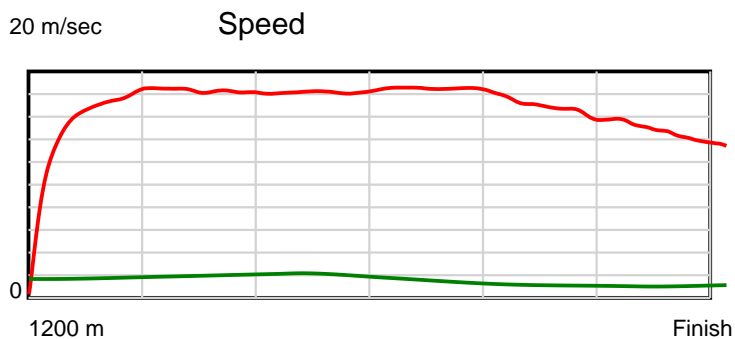
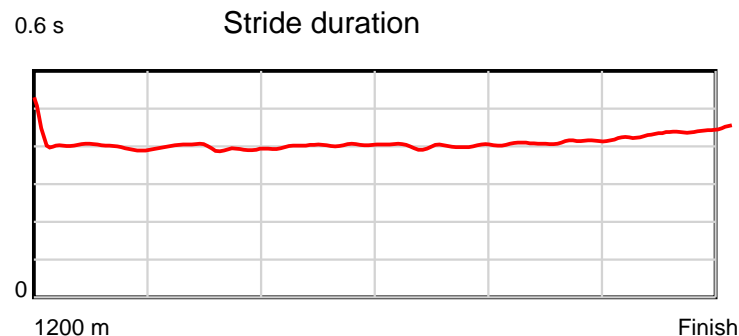
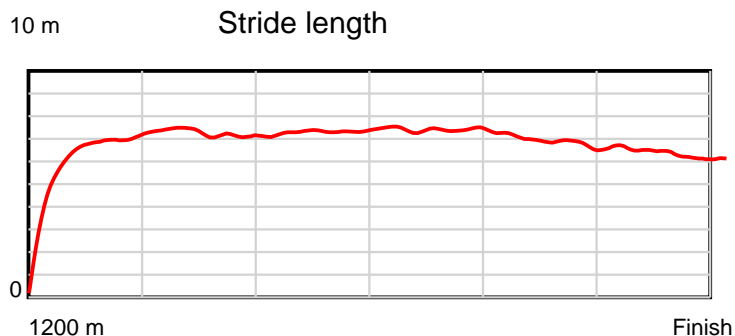
## Disclaimer.

Tasracing Pty Ltd and Thoroughbred Ratings Pty Ltd accepts no responsibility for the completeness or accuracy of any of the information contained herein, and makes no representations about its suitability for any particular purpose. Users should make their own judgements about those matters and/or seek independent advice. You assume all risks associated with use of the data provided on this page.

# Race Results

December 03, 2014, Race 6, BM82, Distance 1200m, Mowbray - Offset 0m

Result	TAB no.	Horse (Barrier)	1200 to	1000m to	800m to	600m to	400m to	200m to	Total or	Margin
7th	3	Clan McLeod (5)	1000m	800m	600m	400m	200m	WP	Average	
		Position in running (margin)	-	3(1.2)	3(3.2)	4(3.7)	4(3.9)	5(8.7)		16.90
		Sectional time (s)	12.34	11.95	12.24	11.23	12.54	14.16		
		Cumulative time (s)	74.47	62.13	50.18	37.94	26.70	14.16	1:14.47	
		Speed (m/s)	16.21	16.74	16.34	17.81	15.95	14.12	16.11	
		Stride length (m)	6.53	6.64	6.56	7.14	6.59	6.20	6.60	
		Stride duration (s)	0.406	0.397	0.402	0.401	0.413	0.439	0.409	
		Stride efficiency (%)	66.58	68.95	67.29	79.63	67.81	60.13	68.05	
		Stride count	30.64	30.11	30.48	28.02	30.36	32.24	181.85	



Note: Horizontal distance axis grid lines are 200m furlongs.

## Disclaimer.

Tasracing Pty Ltd and Thoroughbred Ratings Pty Ltd accepts no responsibility for the completeness or accuracy of any of the information contained herein, and makes no representations about its suitability for any particular purpose. Users should make their own judgements about those matters and/or seek independent advice. You assume all risks associated with use of the data provided on this page.