



## Race Results

Tasmanian Turf Club, Launceston, December 03, 2014

Compilation date: December 5, 2014, 8:48:43 AM (EST)

Copyright © 2014 Tasracing Pty Ltd. All rights reserved.

### Trademarks.

StrideMASTER is a registered trademark of Thoroughbred Ratings Pty Ltd.

### Disclaimer.

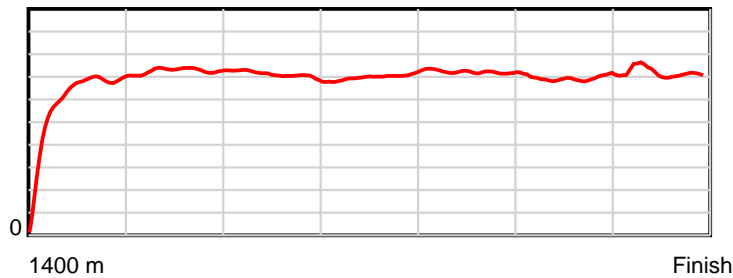
Tasracing Pty Ltd and Thoroughbred Ratings Pty Ltd accepts no responsibility for the completeness or accuracy of any of the information contained herein, and makes no representations about its suitability for any particular purpose. Users should make their own judgements about those matters and/or seek independent advice. You assume all risks associated with use of the data provided on this page.

# Race Results

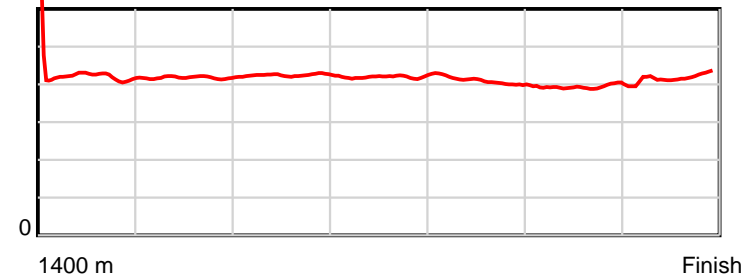
December 03, 2014, Race 8, CL2, Distance 1400m, Mowbray - Offset 0m

Result	TAB no.	Horse (Barrier)	1400 to	1200m to	1000m to	800m to	600m to	400m to	200m to	Total or	Margin
1st	8	<b>Spirit of Nia (2)</b>	<b>1200m</b>	<b>1000m</b>	<b>800m</b>	<b>600m</b>	<b>400m</b>	<b>200m</b>	<b>WP</b>	<b>Average</b>	
		Position in running (margin)	-	3(2.2)	3(3.4)	3(4.4)	3(2.3)	3(0.2)	1(0.0)		0.00
		Sectional time (s)	15.05	11.23	11.73	11.70	11.18	11.48	11.64		
		Cumulative time (s)	84.01	68.96	57.73	46.00	34.30	23.12	11.64	1:24.01	
		Speed (m/s)	13.29	17.81	17.05	17.09	17.89	17.42	17.18	16.66	
		Stride length (m)	5.76	7.44	7.23	7.17	7.34	6.86	7.05	6.93	
		Stride duration (s)	0.438	0.418	0.424	0.419	0.410	0.394	0.410	0.416	
		Stride efficiency (%)	51.86	86.55	81.62	80.32	84.12	73.56	77.67	75.11	
		Stride count	34.72	26.87	27.67	27.90	27.26	29.15	28.37	201.94	

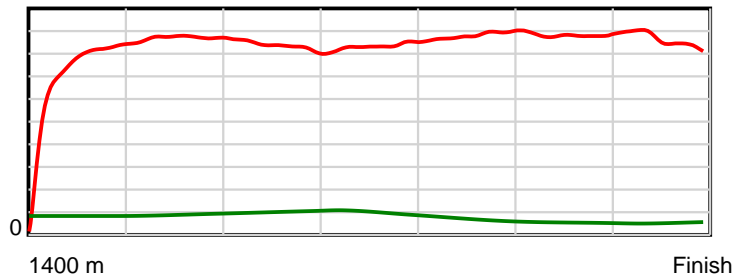
10 m Stride length



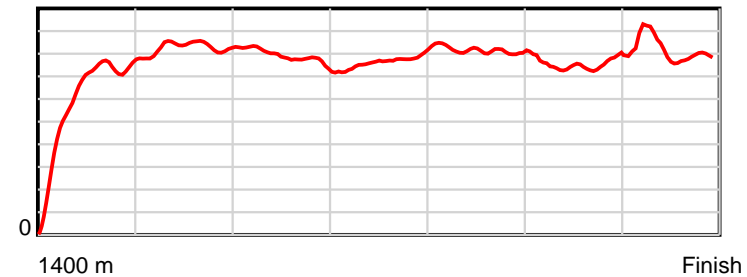
0.6 s Stride duration



20 m/sec Speed



100 % Stride efficiency



Note: Horizontal distance axis grid lines are 200m furlongs.

## Disclaimer.

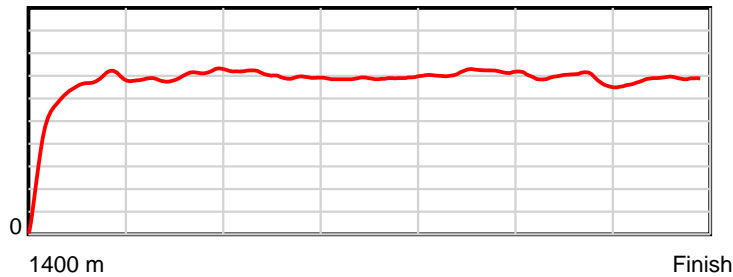
Tasracing Pty Ltd and Thoroughbred Ratings Pty Ltd accepts no responsibility for the completeness or accuracy of any of the information contained herein, and makes no representations about its suitability for any particular purpose. Users should make their own judgements about those matters and/or seek independent advice. You assume all risks associated with use of the data provided on this page.

# Race Results

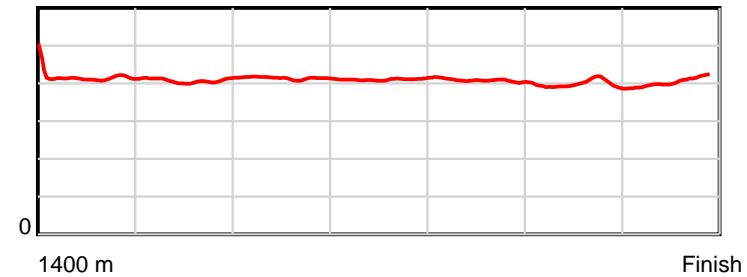
December 03, 2014, Race 8, CL2, Distance 1400m, Mowbray - Offset 0m

Result	TAB no.	Horse (Barrier)	1400 to	1200m to	1000m to	800m to	600m to	400m to	200m to	Total or	Margin
2nd	6	<b>Downwind (5)</b>	<b>1200m</b>	<b>1000m</b>	<b>800m</b>	<b>600m</b>	<b>400m</b>	<b>200m</b>	<b>WP</b>	<b>Average</b>	
		Position in running (margin)	-	5(3.7)	5(6.7)	5(5.9)	5(3.6)	5(2.0)	4(1.5)		2.50
		Sectional time (s)	15.25	11.51	11.44	11.66	11.27	11.43	11.90		
		Cumulative time (s)	84.46	69.21	57.70	46.26	34.60	23.33	11.90	1:24.45	
		Speed (m/s)	13.11	17.38	17.48	17.15	17.75	17.50	16.81	16.58	
		Stride length (m)	5.50	7.08	7.23	7.03	7.25	6.97	6.78	6.78	
		Stride duration (s)	0.420	0.407	0.414	0.410	0.408	0.398	0.404	0.409	
		Stride efficiency (%)	47.19	78.33	81.76	77.29	82.05	75.85	71.93	71.81	
		Stride count	36.39	28.25	27.65	28.44	27.60	28.71	29.48	206.52	

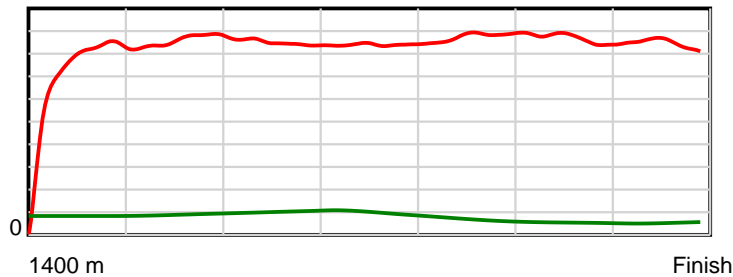
10 m Stride length



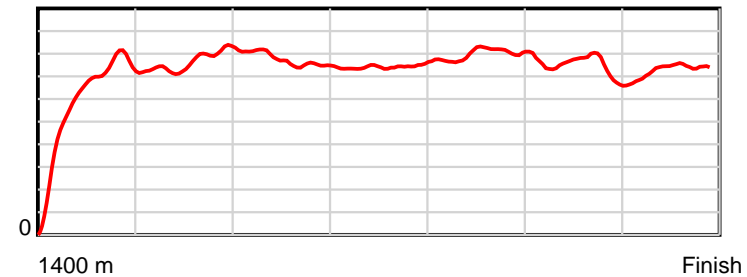
0.6 s Stride duration



20 m/sec Speed



100 % Stride efficiency



Note: Horizontal distance axis grid lines are 200m furlongs.

**Disclaimer.**

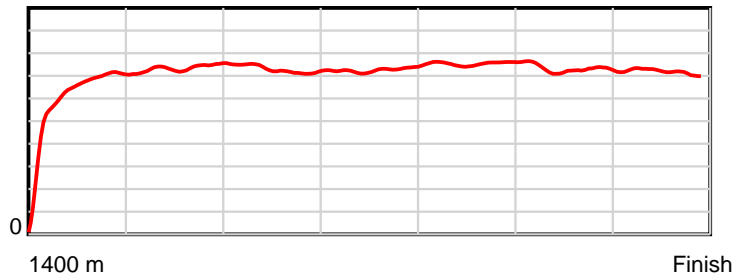
Tasracing Pty Ltd and Thoroughbred Ratings Pty Ltd accepts no responsibility for the completeness or accuracy of any of the information contained herein, and makes no representations about its suitability for any particular purpose. Users should make their own judgements about those matters and/or seek independent advice. You assume all risks associated with use of the data provided on this page.

# Race Results

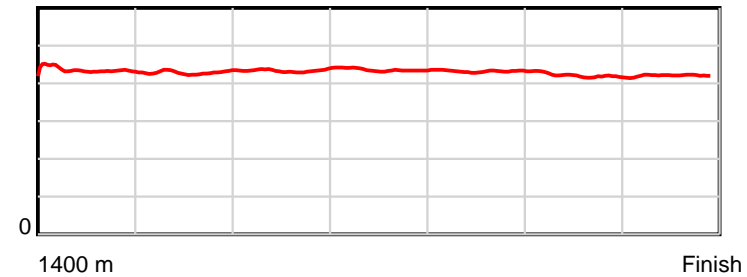
December 03, 2014, Race 8, CL2, Distance 1400m, Mowbray - Offset 0m

Result	TAB no.	Horse (Barrier)	1400 to	1200m to	1000m to	800m to	600m to	400m to	200m to	Total or	Margin
3rd	9	<b>Ourmaher (1)</b>	<b>1200m</b>	<b>1000m</b>	<b>800m</b>	<b>600m</b>	<b>400m</b>	<b>200m</b>	<b>WP</b>	<b>Average</b>	
		Position in running (margin)	-	6(4.3)	6(6.7)	6(7.8)	6(5.4)	6(3.8)	6(3.8)		3.30
		Sectional time (s)	15.36	11.42	11.76	11.64	11.25	11.53	11.65		
		Cumulative time (s)	84.61	69.25	57.83	46.07	34.43	23.18	11.65	1:24.61	
		Speed (m/s)	13.02	17.51	17.01	17.18	17.78	17.35	17.17	16.55	
		Stride length (m)	5.58	7.51	7.38	7.48	7.68	7.31	7.19	7.09	
		Stride duration (s)	0.432	0.429	0.434	0.436	0.432	0.422	0.419	0.428	
		Stride efficiency (%)	48.66	88.05	85.12	87.53	92.22	83.57	80.88	78.53	
		Stride count	35.84	26.64	27.10	26.72	26.04	27.35	27.80	197.49	

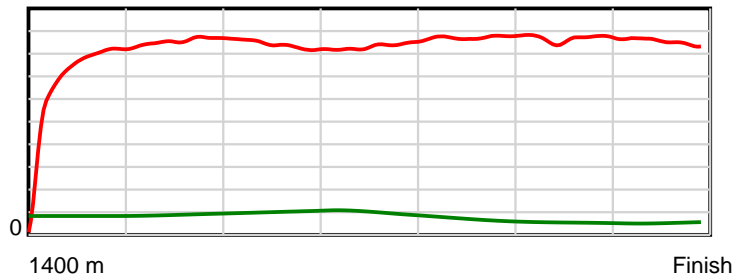
10 m Stride length



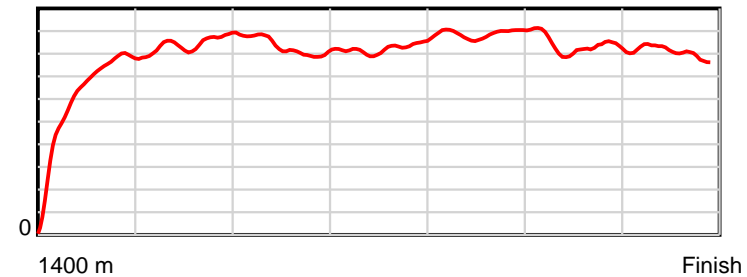
0.6 s Stride duration



20 m/sec Speed



100 % Stride efficiency



Note: Horizontal distance axis grid lines are 200m furlongs.

## Disclaimer.

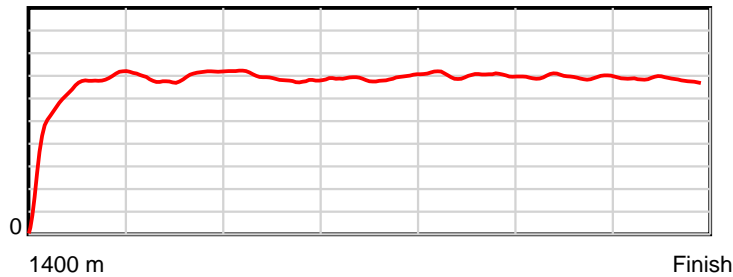
Tasracing Pty Ltd and Thoroughbred Ratings Pty Ltd accepts no responsibility for the completeness or accuracy of any of the information contained herein, and makes no representations about its suitability for any particular purpose. Users should make their own judgements about those matters and/or seek independent advice. You assume all risks associated with use of the data provided on this page.

# Race Results

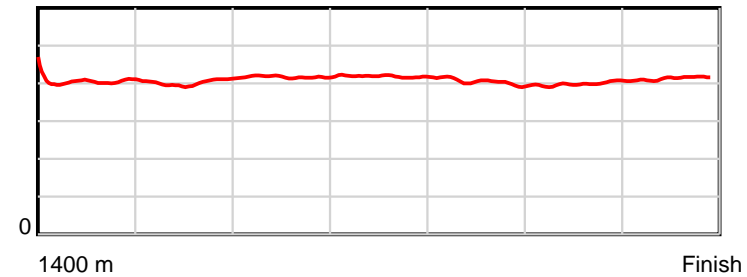
December 03, 2014, Race 8, CL2, Distance 1400m, Mowbray - Offset 0m

Result	TAB no.	Horse (Barrier)	1400 to	1200m to	1000m to	800m to	600m to	400m to	200m to	Total or	Margin
4th	1	Himation (4)	1200m	1000m	800m	600m	400m	200m	WP	Average	
		Position in running (margin)	-	2(0.1)	2(2.0)	2(3.0)	2(1.6)	2(0.0)	2(0.6)		3.40
		Sectional time (s)	14.88	11.34	11.74	11.80	11.27	11.61	11.99		
		Cumulative time (s)	84.63	69.75	58.41	46.67	34.87	23.60	11.99	1:24.62	
		Speed (m/s)	13.44	17.64	17.04	16.95	17.75	17.23	16.68	16.54	
		Stride length (m)	5.55	7.10	7.09	7.10	7.19	6.86	6.88	6.77	
		Stride duration (s)	0.408	0.402	0.416	0.419	0.405	0.398	0.413	0.409	
		Stride efficiency (%)	48.10	78.68	78.60	78.71	80.67	73.55	74.03	71.71	
		Stride count	36.05	28.19	28.20	28.18	27.84	29.15	29.06	206.67	

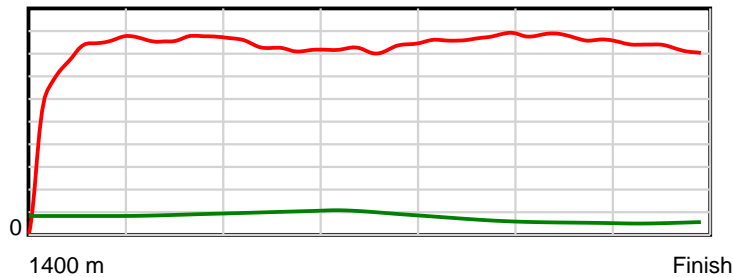
10 m Stride length



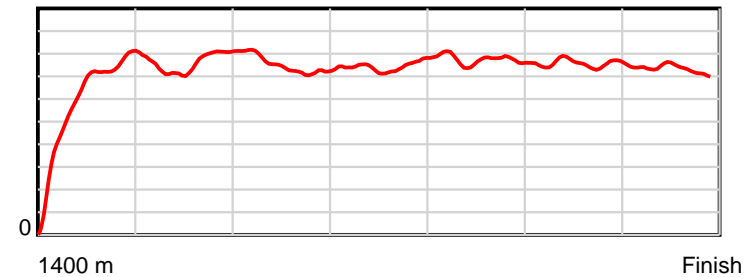
0.6 s Stride duration



20 m/sec Speed



100 % Stride efficiency



Note: Horizontal distance axis grid lines are 200m furlongs.

**Disclaimer.**

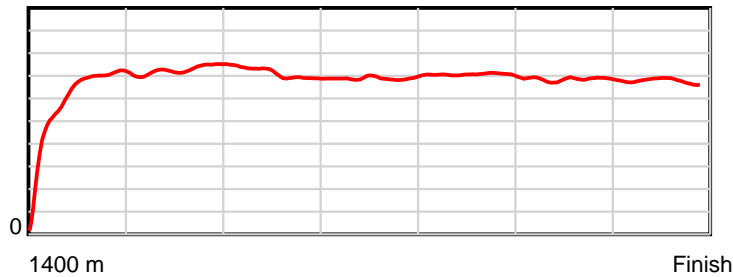
Tasracing Pty Ltd and Thoroughbred Ratings Pty Ltd accepts no responsibility for the completeness or accuracy of any of the information contained herein, and makes no representations about its suitability for any particular purpose. Users should make their own judgements about those matters and/or seek independent advice. You assume all risks associated with use of the data provided on this page.

# Race Results

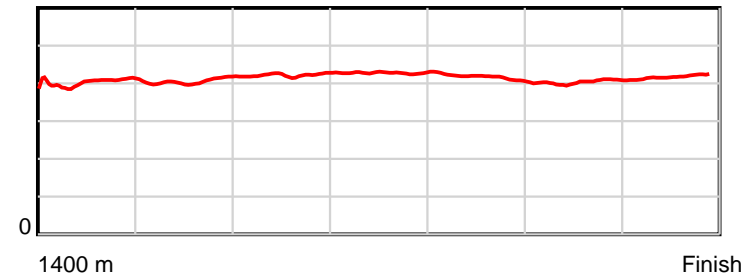
December 03, 2014, Race 8, CL2, Distance 1400m, Mowbray - Offset 0m

Result	TAB no.	Horse (Barrier)	1400 to	1200m to	1000m to	800m to	600m to	400m to	200m to	Total or	Margin
5th	3	Sir Joey (6)	1200m	1000m	800m	600m	400m	200m	WP	Average	
		Position in running (margin)	-	1(0.0)	1(0.0)	1(0.0)	1(0.0)	1(0.0)	3(0.9)		4.40
		Sectional time (s)	14.64	11.02	11.57	12.04	11.53	11.66	12.35		
		Cumulative time (s)	84.81	70.17	59.15	47.58	35.54	24.00	12.35	1:24.81	
		Speed (m/s)	13.66	18.15	17.29	16.61	17.35	17.15	16.19	16.51	
		Stride length (m)	5.43	7.36	7.30	7.10	7.25	6.91	6.76	6.81	
		Stride duration (s)	0.399	0.406	0.422	0.428	0.418	0.403	0.417	0.412	
		Stride efficiency (%)	46.02	84.73	83.20	78.82	82.20	74.56	71.47	72.39	
		Stride count	36.86	27.16	27.41	28.16	27.58	28.95	29.57	205.69	

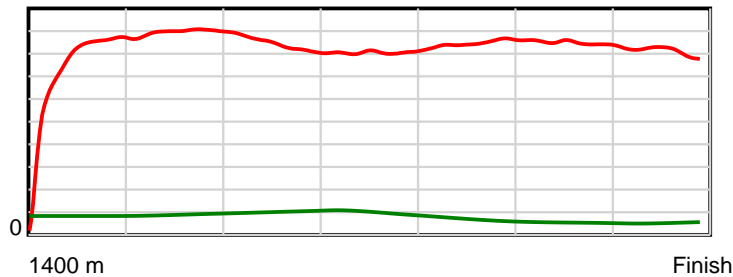
10 m Stride length



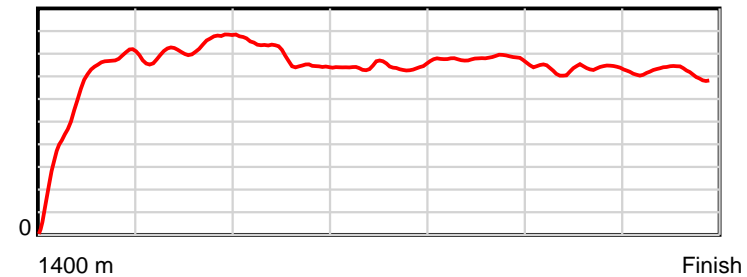
0.6 s Stride duration



20 m/sec Speed



100 % Stride efficiency



Note: Horizontal distance axis grid lines are 200m furlongs.

## Disclaimer.

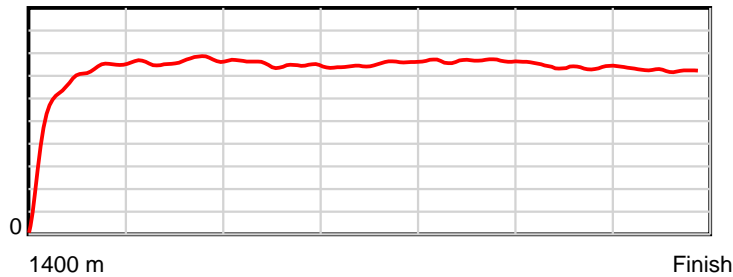
Tasracing Pty Ltd and Thoroughbred Ratings Pty Ltd accepts no responsibility for the completeness or accuracy of any of the information contained herein, and makes no representations about its suitability for any particular purpose. Users should make their own judgements about those matters and/or seek independent advice. You assume all risks associated with use of the data provided on this page.

# Race Results

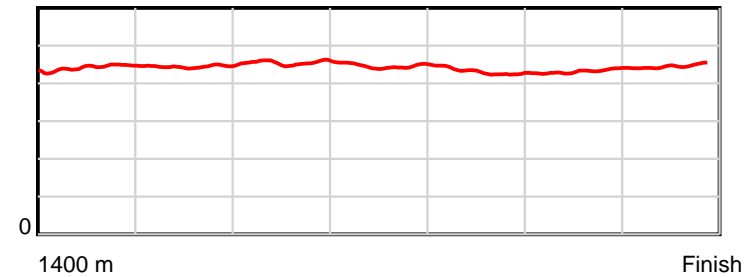
December 03, 2014, Race 8, CL2, Distance 1400m, Mowbray - Offset 0m

Result	TAB no.	Horse (Barrier)	1400 to	1200m to	1000m to	800m to	600m to	400m to	200m to	Total or	Margin
6th	2	Aventador (3)	1200m	1000m	800m	600m	400m	200m	WP	Average	
		Position in running (margin)	-	4(2.5)	4(4.8)	4(5.5)	4(2.8)	4(0.8)	5(2.4)		5.40
		Sectional time (s)	15.23	11.40	11.69	11.60	11.20	11.78	12.09		
		Cumulative time (s)	84.99	69.76	58.36	46.68	35.08	23.88	12.09	1:24.98	
		Speed (m/s)	13.13	17.54	17.11	17.24	17.86	16.98	16.54	16.47	
		Stride length (m)	5.85	7.80	7.78	7.70	7.72	7.31	7.37	7.29	
		Stride duration (s)	0.439	0.445	0.455	0.446	0.432	0.431	0.446	0.443	
		Stride efficiency (%)	53.40	95.04	94.69	92.55	93.11	83.49	84.95	83.14	
		Stride count	34.21	25.65	25.69	25.99	25.91	27.36	27.13	191.94	

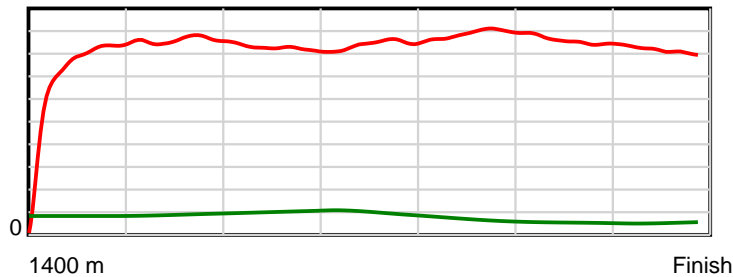
10 m Stride length



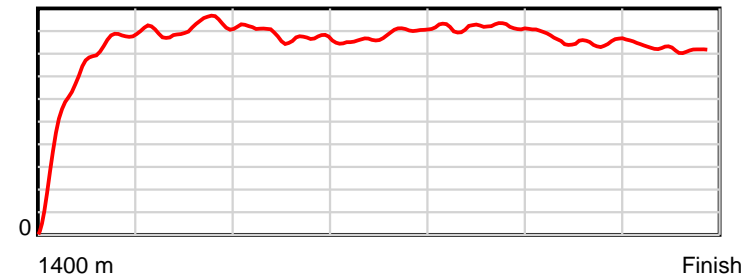
0.6 s Stride duration



20 m/sec Speed



100 % Stride efficiency



Note: Horizontal distance axis grid lines are 200m furlongs.

**Disclaimer.**

Tasracing Pty Ltd and Thoroughbred Ratings Pty Ltd accepts no responsibility for the completeness or accuracy of any of the information contained herein, and makes no representations about its suitability for any particular purpose. Users should make their own judgements about those matters and/or seek independent advice. You assume all risks associated with use of the data provided on this page.