



Race Results

Devonport Racing Club, Devonport Synthetic, December 07, 2014

Compilation date: December 8, 2014, 11:14:16 AM (EST)

Copyright © 2014 Tasracing Pty Ltd. All rights reserved.

Trademarks.

StrideMASTER is a registered trademark of Thoroughbred Ratings Pty Ltd.

Disclaimer.

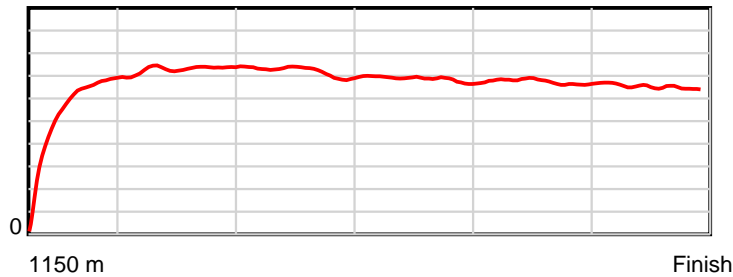
Tasracing Pty Ltd and Thoroughbred Ratings Pty Ltd accepts no responsibility for the completeness or accuracy of any of the information contained herein, and makes no representations about its suitability for any particular purpose. Users should make their own judgements about those matters and/or seek independent advice. You assume all risks associated with use of the data provided on this page.

Race Results

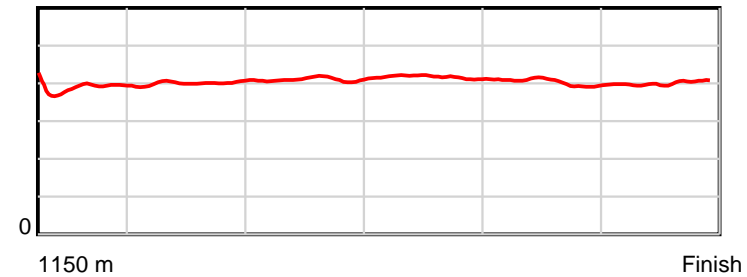
December 07, 2014, Race 4, MDN-SW, Distance 1150m, Spreyton - Offset 0m

| Result | TAB no. | Horse (Barrier) | 1150 to | 1000m to | 800m to | 600m to | 400m to | 200m to | Total or | Margin |
|--------|---------|------------------------------|--------------|-------------|-------------|-------------|-------------|-----------|----------------|--------|
| 1st | 4 | Porto (4) | 1000m | 800m | 600m | 400m | 200m | WP | Average | |
| | | Position in running (margin) | - | 1(0.0) | 1(0.0) | 3(0.7) | 3(1.8) | 2(0.4) | | 0.00 |
| | | Sectional time (s) | 11.42 | 10.65 | 11.52 | 12.26 | 11.81 | 12.16 | | |
| | | Cumulative time (s) | 69.82 | 58.40 | 47.75 | 36.24 | 23.97 | 12.16 | 1:09.81 | |
| | | Speed (m/s) | 13.13 | 18.78 | 17.36 | 16.31 | 16.93 | 16.45 | 16.47 | |
| | | Stride length (m) | 5.03 | 7.50 | 7.11 | 6.79 | 6.82 | 6.58 | 6.62 | |
| | | Stride duration (s) | 0.383 | 0.400 | 0.410 | 0.416 | 0.403 | 0.400 | 0.402 | |
| | | Stride efficiency (%) | 39.57 | 88.00 | 79.02 | 72.03 | 72.71 | 67.70 | 68.46 | |
| | | Stride count | 29.81 | 26.65 | 28.13 | 29.46 | 29.32 | 30.38 | 173.75 | |

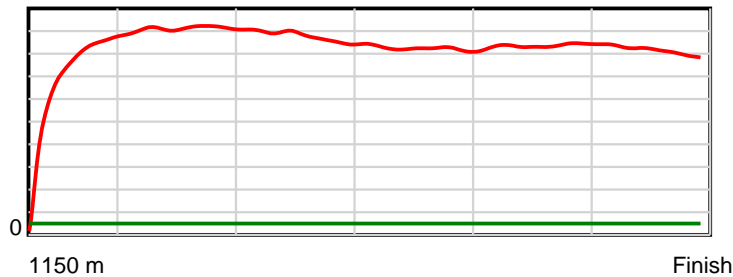
10 m Stride length



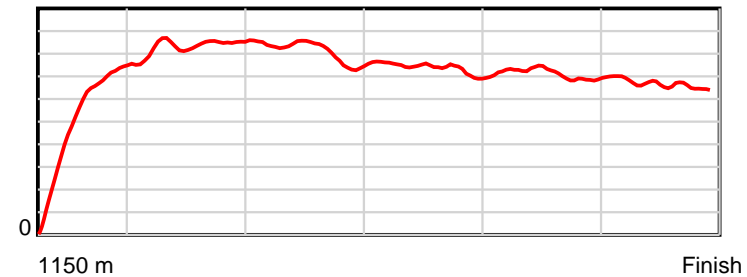
0.6 s Stride duration



20 m/sec Speed



100 % Stride efficiency



Note: Horizontal distance axis grid lines are 200m furlongs.

Disclaimer.

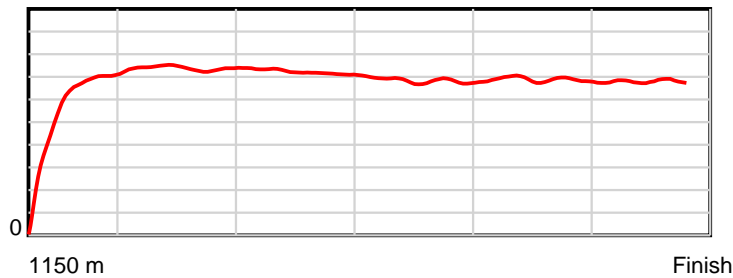
Tasracing Pty Ltd and Thoroughbred Ratings Pty Ltd accepts no responsibility for the completeness or accuracy of any of the information contained herein, and makes no representations about its suitability for any particular purpose. Users should make their own judgements about those matters and/or seek independent advice. You assume all risks associated with use of the data provided on this page.

Race Results

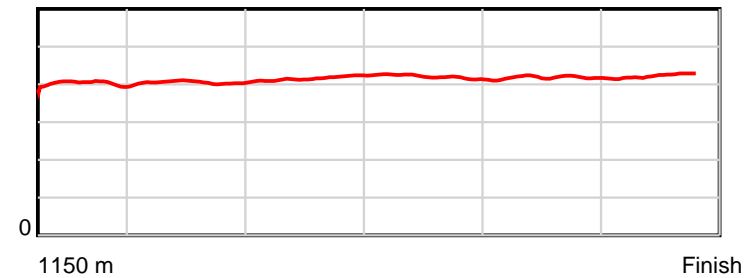
December 07, 2014, Race 4, MDN-SW, Distance 1150m, Spreyton - Offset 0m

| Result | TAB no. | Horse (Barrier) | 1150 to | 1000m to | 800m to | 600m to | 400m to | 200m to | Total or | Margin |
|--------|---------|------------------------------|--------------|-------------|-------------|-------------|-------------|-----------|----------------|--------|
| 2nd | 2 | Leigh John (3) | 1000m | 800m | 600m | 400m | 200m | WP | Average | |
| | | Position in running (margin) | - | 5(2.2) | 2(0.8) | 1(0.0) | 2(1.1) | 1(0.0) | | 0.20 |
| | | Sectional time (s) | 11.71 | 10.43 | 11.27 | 12.26 | 11.85 | 12.35 | | |
| | | Cumulative time (s) | 69.86 | 58.15 | 47.73 | 36.47 | 24.20 | 12.35 | 1:09.86 | |
| | | Speed (m/s) | 12.81 | 19.18 | 17.75 | 16.31 | 16.88 | 16.19 | 16.46 | |
| | | Stride length (m) | 4.94 | 7.75 | 7.34 | 6.88 | 7.05 | 6.83 | 6.76 | |
| | | Stride duration (s) | 0.392 | 0.404 | 0.414 | 0.422 | 0.418 | 0.422 | 0.411 | |
| | | Stride efficiency (%) | 38.08 | 93.98 | 84.29 | 73.88 | 77.68 | 72.85 | 71.37 | |
| | | Stride count | 30.39 | 25.79 | 27.23 | 29.09 | 28.37 | 29.29 | 170.16 | |

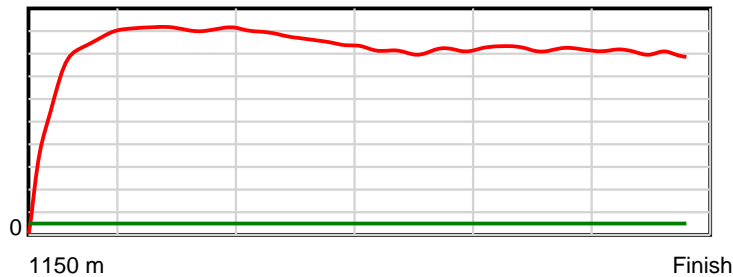
10 m Stride length



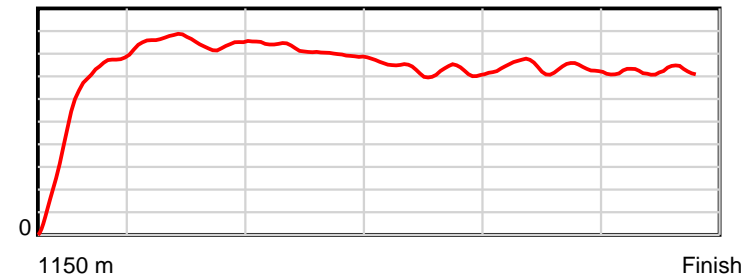
0.6 s Stride duration



20 m/sec Speed



100 % Stride efficiency



Note: Horizontal distance axis grid lines are 200m furlongs.

Disclaimer.

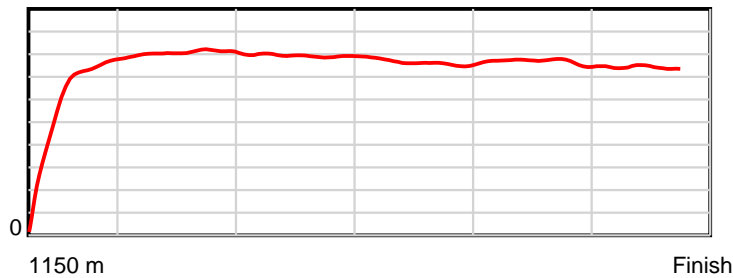
Tasracing Pty Ltd and Thoroughbred Ratings Pty Ltd accepts no responsibility for the completeness or accuracy of any of the information contained herein, and makes no representations about its suitability for any particular purpose. Users should make their own judgements about those matters and/or seek independent advice. You assume all risks associated with use of the data provided on this page.

Race Results

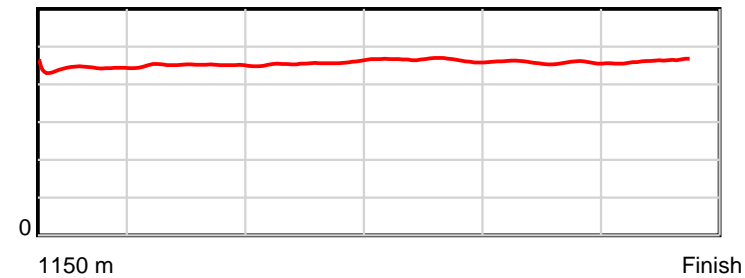
December 07, 2014, Race 4, MDN-SW, Distance 1150m, Spreyton - Offset 0m

| Result | TAB no. | Horse (Barrier) | 1150 to | 1000m to | 800m to | 600m to | 400m to | 200m to | Total or | Margin |
|--------|---------|------------------------------|--------------|-------------|-------------|-------------|-------------|-----------|----------------|--------|
| 3rd | 6 | What a Buzz (1) | 1000m | 800m | 600m | 400m | 200m | WP | Average | |
| | | Position in running (margin) | - | 10(5.5) | 9(5.3) | 7(4.3) | 8(4.7) | 4(2.7) | | 3.20 |
| | | Sectional time (s) | 12.34 | 10.61 | 11.25 | 12.13 | 11.71 | 12.36 | | |
| | | Cumulative time (s) | 70.41 | 58.07 | 47.45 | 36.21 | 24.08 | 12.36 | 1:10.40 | |
| | | Speed (m/s) | 12.16 | 18.85 | 17.78 | 16.49 | 17.08 | 16.18 | 16.33 | |
| | | Stride length (m) | 5.36 | 8.48 | 8.07 | 7.69 | 7.83 | 7.46 | 7.43 | |
| | | Stride duration (s) | 0.441 | 0.450 | 0.454 | 0.466 | 0.459 | 0.461 | 0.455 | |
| | | Stride efficiency (%) | 44.96 | 112.42 | 101.84 | 92.35 | 95.83 | 86.92 | 86.36 | |
| | | Stride count | 27.96 | 23.58 | 24.77 | 26.02 | 25.54 | 26.82 | 154.69 | |

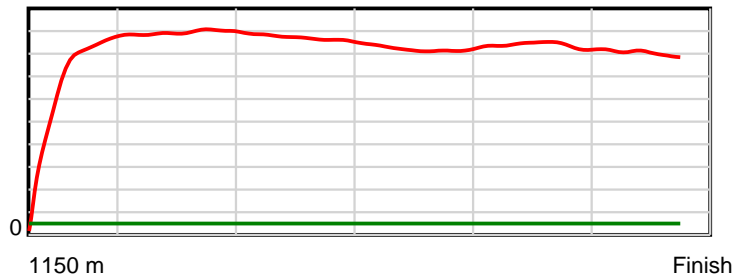
10 m Stride length



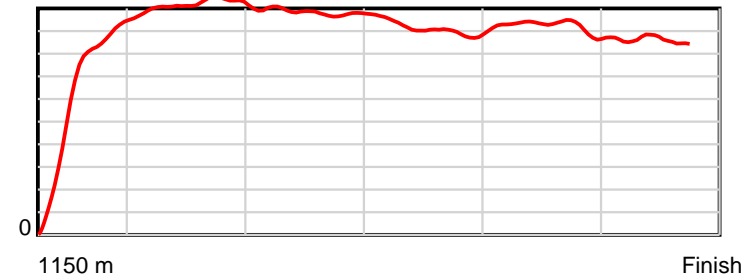
0.6 s Stride duration



20 m/sec Speed



100 % Stride efficiency



Note: Horizontal distance axis grid lines are 200m furlongs.

Disclaimer.

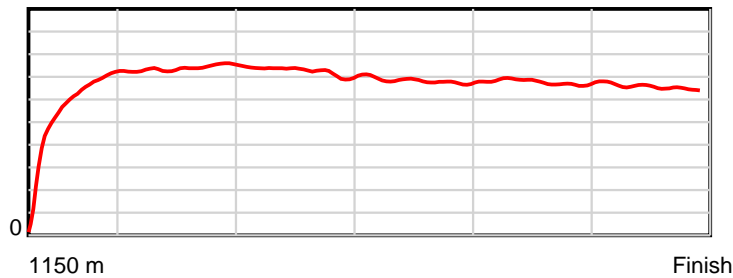
Tasracing Pty Ltd and Thoroughbred Ratings Pty Ltd accepts no responsibility for the completeness or accuracy of any of the information contained herein, and makes no representations about its suitability for any particular purpose. Users should make their own judgements about those matters and/or seek independent advice. You assume all risks associated with use of the data provided on this page.

Race Results

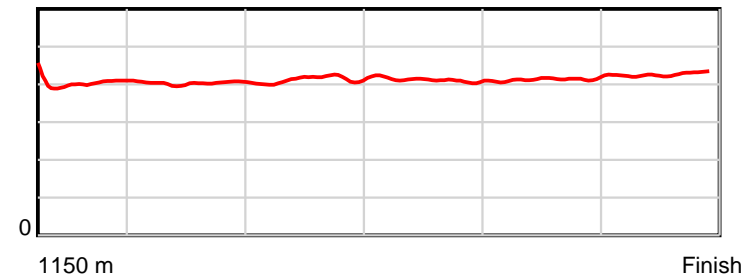
December 07, 2014, Race 4, MDN-SW, Distance 1150m, Spreyton - Offset 0m

| Result | TAB no. | Horse (Barrier) | 1150 to | 1000m to | 800m to | 600m to | 400m to | 200m to | Total or | Margin |
|--------|---------|------------------------------|--------------|-------------|-------------|-------------|-------------|-----------|----------------|--------|
| 4th | 7 | Anytime Soon (7) | 1000m | 800m | 600m | 400m | 200m | WP | Average | |
| | | Position in running (margin) | - | 8(2.6) | 3(1.6) | 2(0.5) | 1(0.0) | 3(1.5) | | 5.10 |
| | | Sectional time (s) | 11.97 | 10.48 | 11.23 | 11.99 | 12.29 | 12.81 | | |
| | | Cumulative time (s) | 70.76 | 58.79 | 48.31 | 37.09 | 25.10 | 12.81 | 1:10.76 | |
| | | Speed (m/s) | 12.53 | 19.08 | 17.81 | 16.68 | 16.27 | 15.61 | 16.25 | |
| | | Stride length (m) | 5.15 | 7.68 | 7.34 | 6.88 | 6.71 | 6.66 | 6.71 | |
| | | Stride duration (s) | 0.402 | 0.403 | 0.412 | 0.412 | 0.412 | 0.427 | 0.413 | |
| | | Stride efficiency (%) | 41.49 | 92.23 | 84.20 | 73.91 | 70.43 | 69.33 | 70.44 | |
| | | Stride count | 29.11 | 26.03 | 27.25 | 29.08 | 29.79 | 30.03 | 171.29 | |

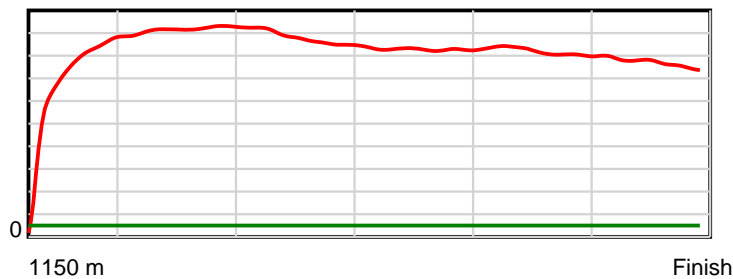
10 m Stride length



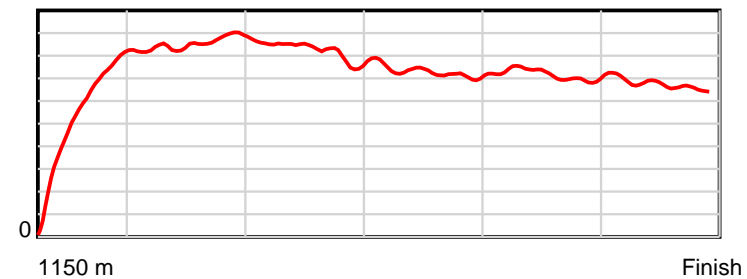
0.6 s Stride duration



20 m/sec Speed



100 % Stride efficiency



Note: Horizontal distance axis grid lines are 200m furlongs.

Disclaimer.

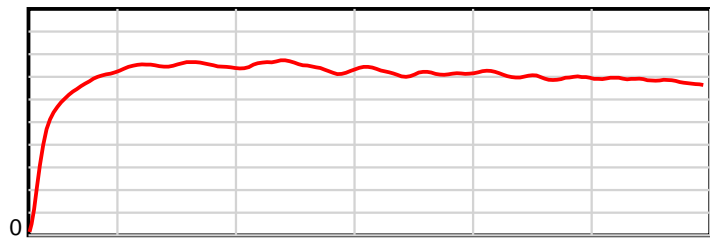
Tasracing Pty Ltd and Thoroughbred Ratings Pty Ltd accepts no responsibility for the completeness or accuracy of any of the information contained herein, and makes no representations about its suitability for any particular purpose. Users should make their own judgements about those matters and/or seek independent advice. You assume all risks associated with use of the data provided on this page.

Race Results

December 07, 2014, Race 4, MDN-SW, Distance 1150m, Spreyton - Offset 0m

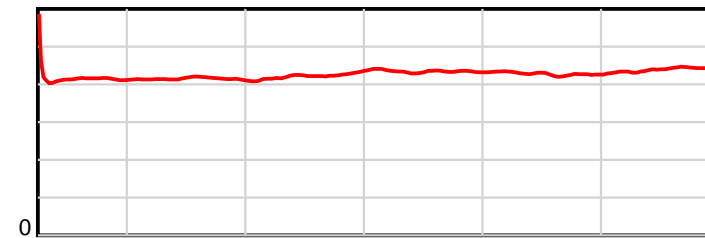
| Result | TAB no. | Horse (Barrier) | 1150 to | 1000m to | 800m to | 600m to | 400m to | 200m to | Total or | Margin |
|--------|---------|------------------------------|--------------|-------------|-------------|-------------|-------------|-----------|----------------|--------|
| 5th | 10 | Ruboni (5) | 1000m | 800m | 600m | 400m | 200m | WP | Average | |
| | | Position in running (margin) | - | 2(0.9) | 4(1.8) | 4(1.7) | 4(2.3) | 5(2.9) | | 5.50 |
| | | Sectional time (s) | 11.60 | 10.79 | 11.39 | 12.17 | 12.15 | 12.73 | | |
| | | Cumulative time (s) | 70.84 | 59.24 | 48.45 | 37.06 | 24.89 | 12.73 | 1:10.84 | |
| | | Speed (m/s) | 12.94 | 18.54 | 17.56 | 16.43 | 16.46 | 15.71 | 16.23 | |
| | | Stride length (m) | 5.25 | 7.69 | 7.42 | 7.14 | 7.04 | 6.90 | 6.89 | |
| | | Stride duration (s) | 0.419 | 0.415 | 0.422 | 0.434 | 0.428 | 0.439 | 0.424 | |
| | | Stride efficiency (%) | 43.11 | 92.46 | 86.03 | 79.56 | 77.46 | 74.42 | 74.16 | |
| | | Stride count | 28.56 | 26.00 | 26.95 | 28.03 | 28.41 | 28.98 | 166.93 | |

10 m Stride length



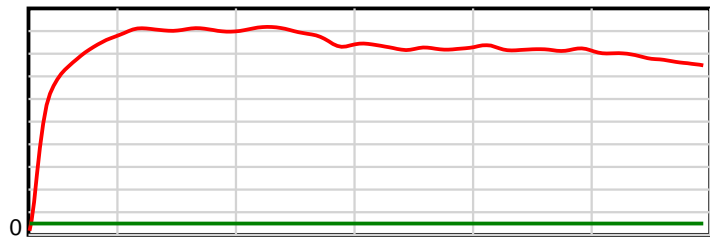
1150 m Finish

0.6 s Stride duration



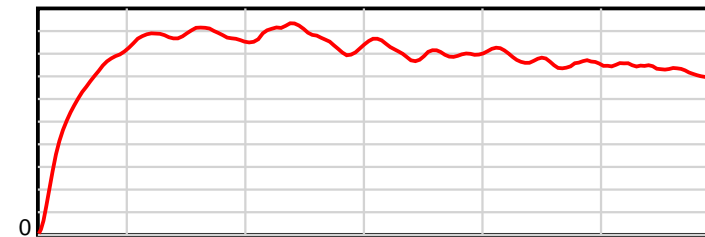
1150 m Finish

20 m/sec Speed



1150 m Finish

100 % Stride efficiency



1150 m Finish

Note: Horizontal distance axis grid lines are 200m furlongs.

Disclaimer.

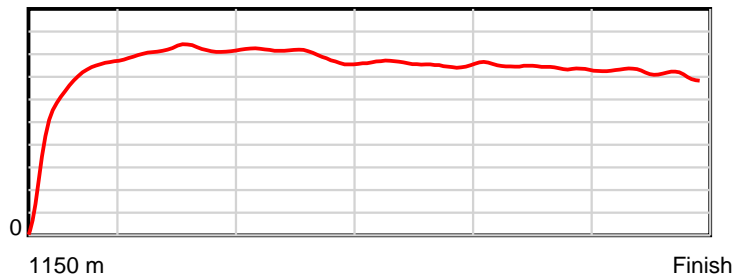
Tasracing Pty Ltd and Thoroughbred Ratings Pty Ltd accepts no responsibility for the completeness or accuracy of any of the information contained herein, and makes no representations about its suitability for any particular purpose. Users should make their own judgements about those matters and/or seek independent advice. You assume all risks associated with use of the data provided on this page.

Race Results

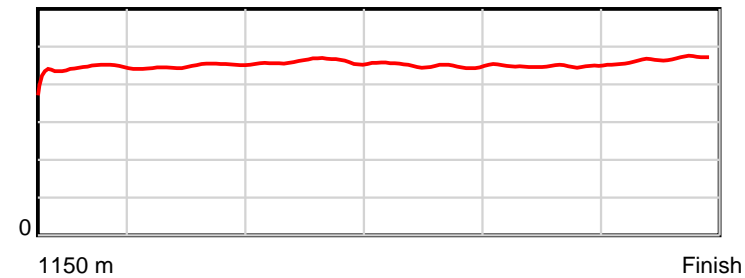
December 07, 2014, Race 4, MDN-SW, Distance 1150m, Spreyton - Offset 0m

| Result | TAB no. | Horse (Barrier) | 1150 to | 1000m to | 800m to | 600m to | 400m to | 200m to | Total or | Margin |
|--------|---------|------------------------------|---------|----------|---------|---------|---------|---------|----------|--------|
| 6th | 1 | Irish Jack (9) | 1000m | 800m | 600m | 400m | 200m | WP | Average | |
| | | Position in running (margin) | - | 7(2.4) | 5(2.5) | 5(2.9) | 6(2.7) | 7(3.3) | | 6.00 |
| | | Sectional time (s) | 11.78 | 10.66 | 11.48 | 12.03 | 12.14 | 12.85 | | |
| | | Cumulative time (s) | 70.93 | 59.15 | 48.50 | 37.02 | 24.99 | 12.85 | 1:10.93 | |
| | | Speed (m/s) | 12.73 | 18.76 | 17.42 | 16.63 | 16.47 | 15.56 | 16.21 | |
| | | Stride length (m) | 5.42 | 8.40 | 8.02 | 7.46 | 7.39 | 7.25 | 7.28 | |
| | | Stride duration (s) | 0.429 | 0.448 | 0.460 | 0.449 | 0.448 | 0.466 | 0.449 | |
| | | Stride efficiency (%) | 45.86 | 110.22 | 100.56 | 87.05 | 85.25 | 82.16 | 82.90 | |
| | | Stride count | 27.69 | 23.81 | 24.93 | 26.80 | 27.08 | 27.58 | 157.89 | |

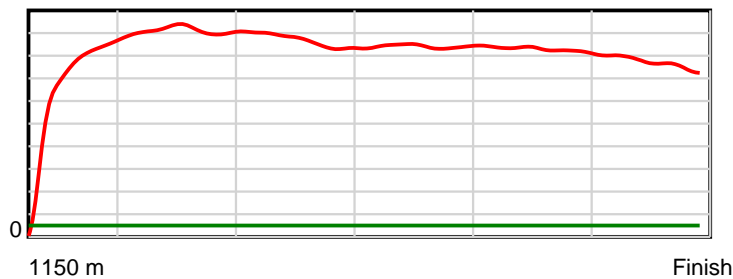
10 m Stride length



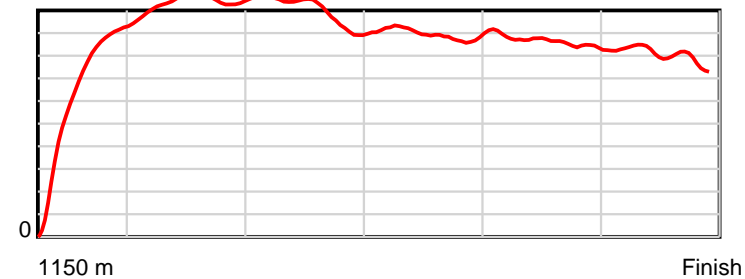
0.6 s Stride duration



20 m/sec Speed



100 % Stride efficiency



Note: Horizontal distance axis grid lines are 200m furlongs.

Disclaimer.

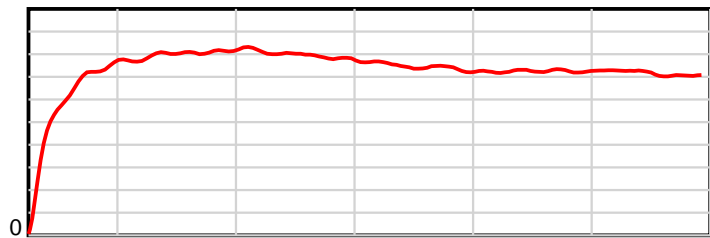
Tasracing Pty Ltd and Thoroughbred Ratings Pty Ltd accepts no responsibility for the completeness or accuracy of any of the information contained herein, and makes no representations about its suitability for any particular purpose. Users should make their own judgements about those matters and/or seek independent advice. You assume all risks associated with use of the data provided on this page.

Race Results

December 07, 2014, Race 4, MDN-SW, Distance 1150m, Spreyton - Offset 0m

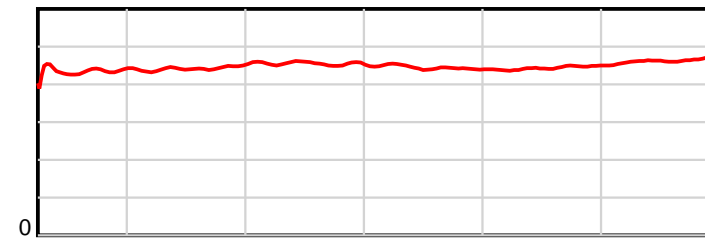
| Result | TAB no. | Horse (Barrier) | 1150 to | 1000m to | 800m to | 600m to | 400m to | 200m to | Total or | Margin |
|--------|---------|------------------------------|---------|----------|---------|---------|---------|---------|----------|--------|
| 7th | 5 | Stallari (6) | 1000m | 800m | 600m | 400m | 200m | WP | Average | |
| | | Position in running (margin) | - | 6(2.4) | 8(3.4) | 6(3.2) | 5(2.5) | 6(3.2) | | 6.10 |
| | | Sectional time (s) | 11.79 | 10.81 | 11.38 | 11.96 | 12.15 | 12.86 | | |
| | | Cumulative time (s) | 70.95 | 59.16 | 48.36 | 36.97 | 25.01 | 12.86 | 1:10.95 | |
| | | Speed (m/s) | 12.72 | 18.50 | 17.57 | 16.72 | 16.46 | 15.55 | 16.21 | |
| | | Stride length (m) | 5.58 | 8.17 | 7.98 | 7.43 | 7.30 | 7.19 | 7.25 | |
| | | Stride duration (s) | 0.431 | 0.442 | 0.454 | 0.445 | 0.443 | 0.463 | 0.447 | |
| | | Stride efficiency (%) | 48.58 | 104.38 | 99.55 | 86.34 | 83.24 | 80.84 | 82.21 | |
| | | Stride count | 26.90 | 24.47 | 25.06 | 26.91 | 27.40 | 27.81 | 158.55 | |

10 m Stride length



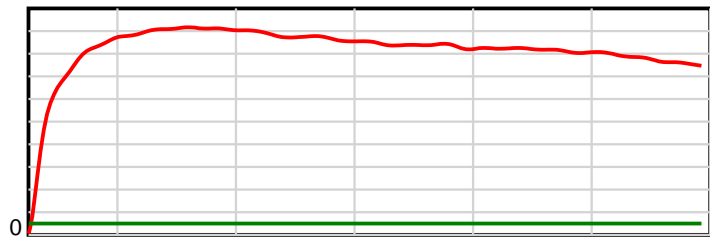
1150 m Finish

0.6 s Stride duration



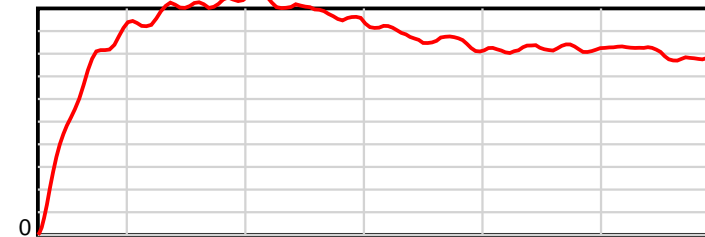
1150 m Finish

20 m/sec Speed



1150 m Finish

100 % Stride efficiency



1150 m Finish

Note: Horizontal distance axis grid lines are 200m furlongs.

Disclaimer.

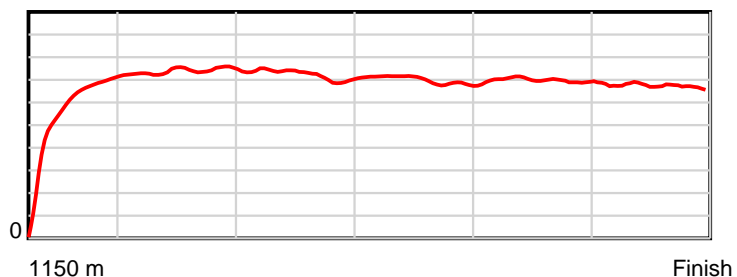
Tasracing Pty Ltd and Thoroughbred Ratings Pty Ltd accepts no responsibility for the completeness or accuracy of any of the information contained herein, and makes no representations about its suitability for any particular purpose. Users should make their own judgements about those matters and/or seek independent advice. You assume all risks associated with use of the data provided on this page.

Race Results

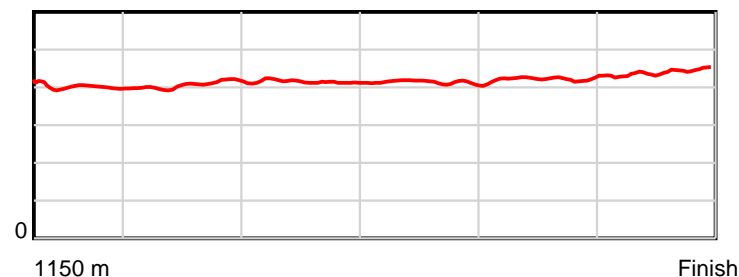
December 07, 2014, Race 4, MDN-SW, Distance 1150m, Spreyton - Offset 0m

| Result | TAB no. | Horse (Barrier) | 1150 to | 1000m to | 800m to | 600m to | 400m to | 200m to | Total or | Margin |
|--------|---------|-------------------------------|--------------|-------------|-------------|-------------|-------------|-----------|----------------|--------|
| 8th | 3 | Lost My Patien... (10) | 1000m | 800m | 600m | 400m | 200m | WP | Average | |
| | | Position in running (margin) | - | 4(2.0) | 7(3.4) | 9(4.4) | 7(3.8) | 8(4.2) | | 9.80 |
| | | Sectional time (s) | 11.97 | 10.88 | 11.58 | 11.97 | 12.10 | 13.15 | | |
| | | Cumulative time (s) | 71.65 | 59.68 | 48.81 | 37.23 | 25.26 | 13.15 | 1:11.65 | |
| | | Speed (m/s) | 12.53 | 18.38 | 17.27 | 16.71 | 16.53 | 15.21 | 16.05 | |
| | | Stride length (m) | 5.15 | 7.46 | 7.15 | 6.90 | 6.95 | 6.69 | 6.70 | |
| | | Stride duration (s) | 0.399 | 0.406 | 0.414 | 0.413 | 0.421 | 0.440 | 0.418 | |
| | | Stride efficiency (%) | 41.45 | 87.02 | 79.86 | 74.42 | 75.53 | 69.98 | 70.23 | |
| | | Stride count | 29.12 | 26.80 | 27.98 | 28.98 | 28.77 | 29.89 | 171.54 | |

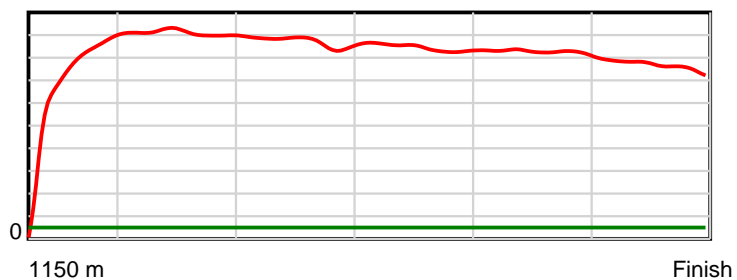
10 m Stride length



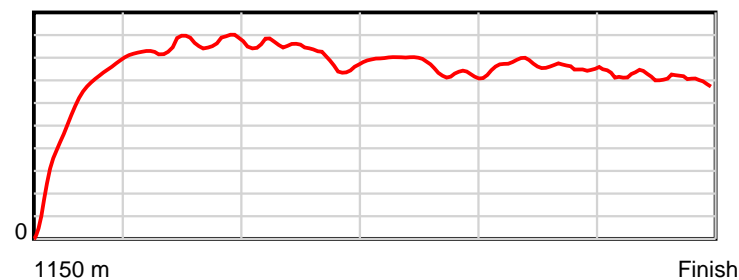
0.6 s Stride duration



20 m/sec Speed



100 % Stride efficiency



Note: Horizontal distance axis grid lines are 200m furlongs.

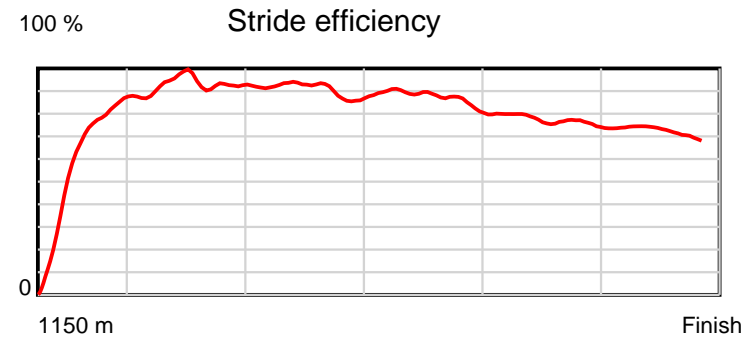
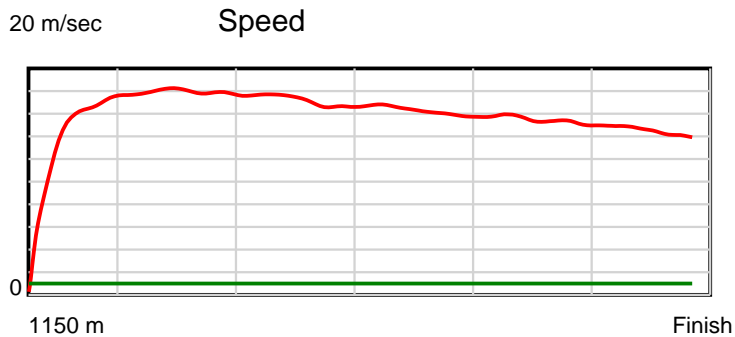
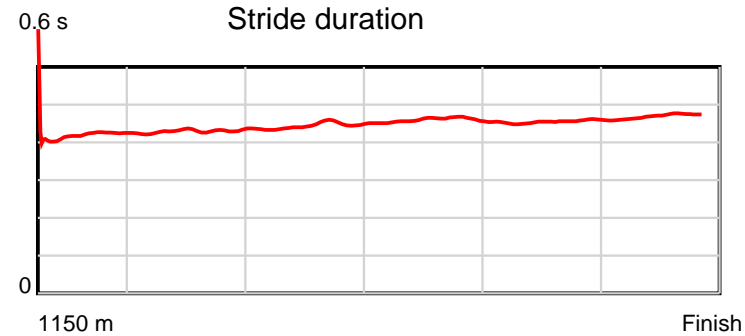
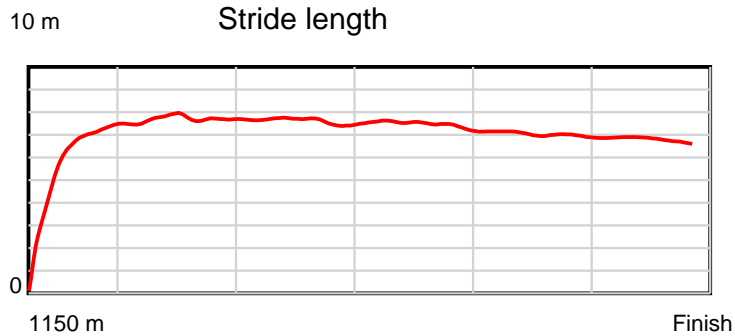
Disclaimer.

Tasracing Pty Ltd and Thoroughbred Ratings Pty Ltd accepts no responsibility for the completeness or accuracy of any of the information contained herein, and makes no representations about its suitability for any particular purpose. Users should make their own judgements about those matters and/or seek independent advice. You assume all risks associated with use of the data provided on this page.

Race Results

December 07, 2014, Race 4, MDN-SW, Distance 1150m, Spreyton - Offset 0m

| Result | TAB no. | Horse (Barrier) | 1150 to | 1000m to | 800m to | 600m to | 400m to | 200m to | Total or | Margin |
|--------|---------|------------------------------|---------|----------|---------|---------|---------|---------|----------|--------|
| 9th | 8 | Papillion's Pr... (8) | 1000m | 800m | 600m | 400m | 200m | WP | Average | |
| | | Position in running (margin) | - | 3(1.9) | 6(3.2) | 8(4.4) | 9(6.4) | 9(11.0) | | 18.70 |
| | | Sectional time (s) | 12.12 | 10.87 | 11.60 | 12.40 | 12.82 | 13.58 | | |
| | | Cumulative time (s) | 73.40 | 61.28 | 50.40 | 38.80 | 26.40 | 13.58 | 1:13.40 | |
| | | Speed (m/s) | 12.38 | 18.40 | 17.24 | 16.13 | 15.60 | 14.73 | 15.67 | |
| | | Stride length (m) | 5.36 | 7.89 | 7.62 | 7.41 | 7.08 | 6.91 | 7.02 | |
| | | Stride duration (s) | 0.415 | 0.429 | 0.442 | 0.459 | 0.454 | 0.469 | 0.448 | |
| | | Stride efficiency (%) | 44.82 | 97.17 | 90.78 | 85.88 | 78.36 | 74.66 | 77.06 | |
| | | Stride count | 28.01 | 25.36 | 26.24 | 26.98 | 28.24 | 28.93 | 163.76 | |



Note: Horizontal distance axis grid lines are 200m furlongs.

Disclaimer.

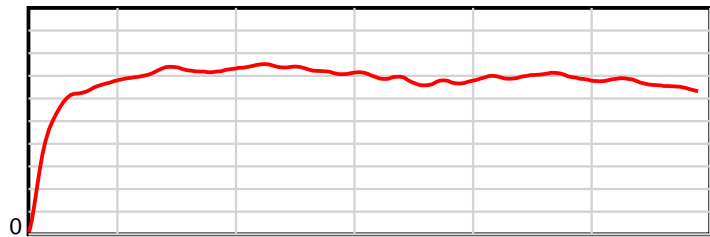
Tasracing Pty Ltd and Thoroughbred Ratings Pty Ltd accepts no responsibility for the completeness or accuracy of any of the information contained herein, and makes no representations about its suitability for any particular purpose. Users should make their own judgements about those matters and/or seek independent advice. You assume all risks associated with use of the data provided on this page.

Race Results

December 07, 2014, Race 4, MDN-SW, Distance 1150m, Spreyton - Offset 0m

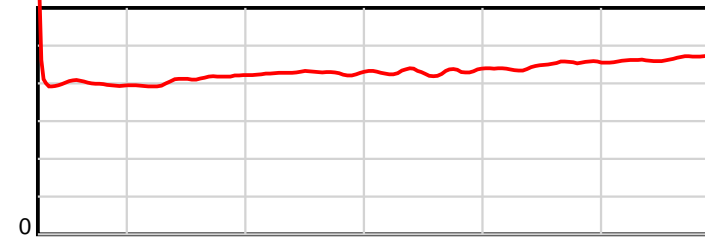
| Result | TAB no. | Horse (Barrier) | 1150 to | 1000m to | 800m to | 600m to | 400m to | 200m to | Total or | Margin |
|--------|---------|------------------------------|---------|----------|---------|---------|----------|----------|----------|--------|
| 10th | 9 | Rhodes Crew (2) | 1000m | 800m | 600m | 400m | 200m | WP | Average | |
| | | Position in running (margin) | - | 9(3.1) | 10(5.8) | 10(7.8) | 10(10.6) | 10(14.8) | | 25.50 |
| | | Sectional time (s) | 12.53 | 11.10 | 11.72 | 12.55 | 12.74 | 14.15 | | |
| | | Cumulative time (s) | 74.80 | 62.27 | 51.17 | 39.44 | 26.89 | 14.15 | 1:14.79 | |
| | | Speed (m/s) | 11.98 | 18.02 | 17.06 | 15.94 | 15.70 | 14.13 | 15.38 | |
| | | Stride length (m) | 5.16 | 7.37 | 7.29 | 6.85 | 7.02 | 6.58 | 6.70 | |
| | | Stride duration (s) | 0.403 | 0.409 | 0.427 | 0.430 | 0.447 | 0.465 | 0.435 | |
| | | Stride efficiency (%) | 41.62 | 84.84 | 82.98 | 73.33 | 76.99 | 67.58 | 70.05 | |
| | | Stride count | 29.07 | 27.14 | 27.45 | 29.20 | 28.49 | 30.41 | 171.76 | |

10 m Stride length



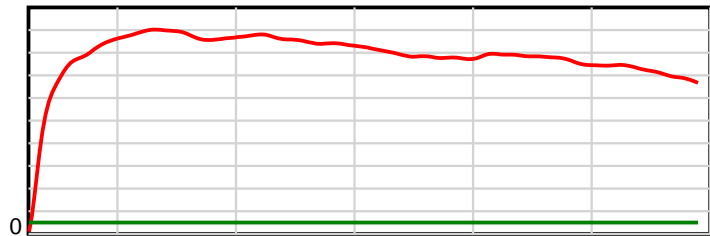
1150 m Finish

0.6 s Stride duration



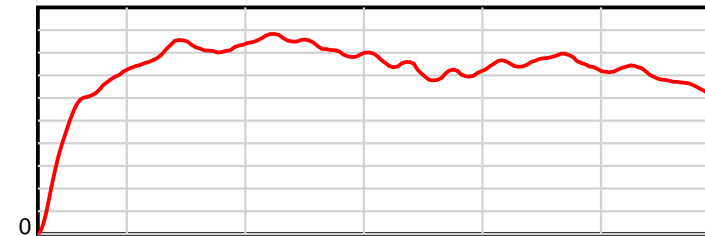
1150 m Finish

20 m/sec Speed



1150 m Finish

100 % Stride efficiency



1150 m Finish

Note: Horizontal distance axis grid lines are 200m furlongs.

Disclaimer.

Tasracing Pty Ltd and Thoroughbred Ratings Pty Ltd accepts no responsibility for the completeness or accuracy of any of the information contained herein, and makes no representations about its suitability for any particular purpose. Users should make their own judgements about those matters and/or seek independent advice. You assume all risks associated with use of the data provided on this page.