



## Race Results

Devonport Racing Club, Devonport Synthetic, December 07, 2014

Compilation date: December 8, 2014, 11:19:37 AM (EST)

Copyright © 2014 Tasracing Pty Ltd. All rights reserved.

### Trademarks.

StrideMASTER is a registered trademark of Thoroughbred Ratings Pty Ltd.

### Disclaimer.

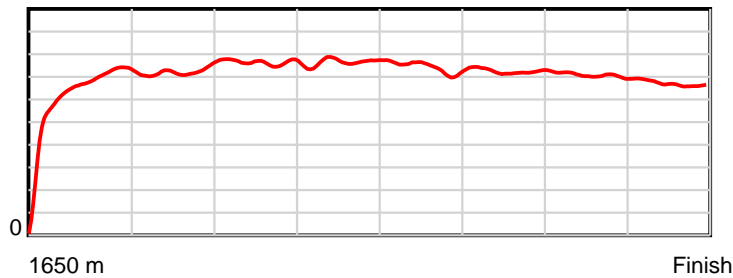
Tasracing Pty Ltd and Thoroughbred Ratings Pty Ltd accepts no responsibility for the completeness or accuracy of any of the information contained herein, and makes no representations about its suitability for any particular purpose. Users should make their own judgements about those matters and/or seek independent advice. You assume all risks associated with use of the data provided on this page.

# Race Results

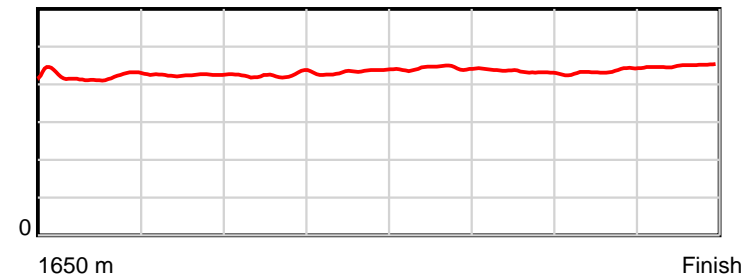
December 07, 2014, Race 7, HCP, Distance 1650m, Spreyton - Offset 0m

Result	TAB no.	Horse (Barrier)	1650 to	1600m to	1400m to	1200m to	1000m to	800m to	600m to	400m to	200m to	Total or	Margin
1st	3	<b>The Producer (3)</b>	<b>1600m</b>	<b>1400m</b>	<b>1200m</b>	<b>1000m</b>	<b>800m</b>	<b>600m</b>	<b>400m</b>	<b>200m</b>	<b>WP</b>	<b>Average</b>	
		Position in running (margin)	-	8(2.8)	8(6.0)	10(7.6)	6(5.5)	5(3.4)	4(3.8)	2(3.9)	2(2.5)		0.00
		Sectional time (s)	5.88	11.86	11.60	11.10	11.24	12.16	12.13	12.31	13.40		
		Cumulative time (s)	101.69	95.81	83.95	72.35	61.25	50.01	37.85	25.72	13.40	1:41.69	
		Speed (m/s)	8.50	16.86	17.24	18.02	17.79	16.45	16.49	16.25	14.93	16.23	
		Stride length (m)	3.62	7.06	7.32	7.66	7.69	7.27	7.18	7.05	6.70	7.02	
		Stride duration (s)	0.426	0.419	0.425	0.425	0.433	0.442	0.435	0.434	0.449	0.432	
		Stride efficiency (%)	20.50	77.90	83.66	91.77	92.52	82.57	80.53	77.57	70.25	76.94	
		Stride count	13.80	28.33	27.33	26.10	25.99	27.51	27.86	28.39	29.83	235.14	

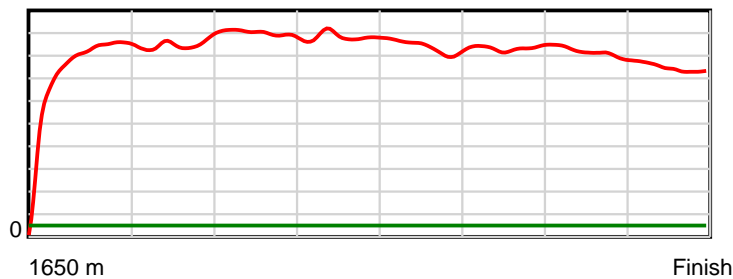
10 m Stride length



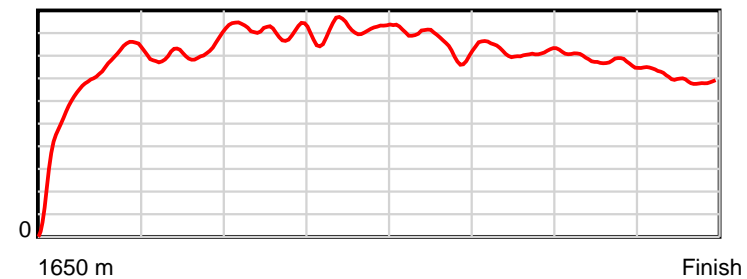
0.6 s Stride duration



20 m/sec Speed



100 % Stride efficiency



Note: Horizontal distance axis grid lines are 200m furlongs.

**Disclaimer.**

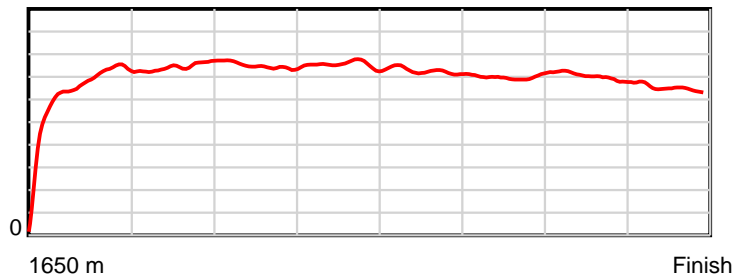
Tasracing Pty Ltd and Thoroughbred Ratings Pty Ltd accepts no responsibility for the completeness or accuracy of any of the information contained herein, and makes no representations about its suitability for any particular purpose. Users should make their own judgements about those matters and/or seek independent advice. You assume all risks associated with use of the data provided on this page.

# Race Results

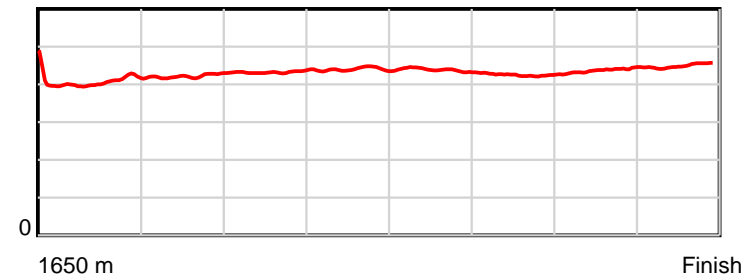
December 07, 2014, Race 7, HCP, Distance 1650m, Spreyton - Offset 0m

Result	TAB no.	Horse (Barrier)	1650 to	1600m to	1400m to	1200m to	1000m to	800m to	600m to	400m to	200m to	Total or	Margin
2nd	2	<b>Second Dozen (9)</b>	<b>1600m</b>	<b>1400m</b>	<b>1200m</b>	<b>1000m</b>	<b>800m</b>	<b>600m</b>	<b>400m</b>	<b>200m</b>	<b>WP</b>	<b>Average</b>	
		Position in running (margin)	-	1(0.0)	1(0.0)	1(0.0)	1(0.0)	1(0.0)	1(0.0)	1(0.0)	1(0.0)		0.10
		Sectional time (s)	5.41	11.32	11.33	11.45	11.58	12.10	12.12	12.55	13.85		
		Cumulative time (s)	101.71	96.30	84.97	73.64	62.19	50.60	38.51	26.39	13.85	1:41.70	
		Speed (m/s)	9.24	17.67	17.65	17.47	17.27	16.53	16.50	15.94	14.44	16.22	
		Stride length (m)	3.88	7.17	7.45	7.54	7.59	7.26	7.01	6.96	6.49	6.99	
		Stride duration (s)	0.425	0.406	0.422	0.432	0.440	0.439	0.425	0.436	0.449	0.431	
		Stride efficiency (%)	23.58	80.31	86.71	88.90	90.04	82.38	76.87	75.63	65.75	76.29	
		Stride count	12.87	27.90	26.85	26.52	26.35	27.55	28.52	28.75	30.83	236.14	

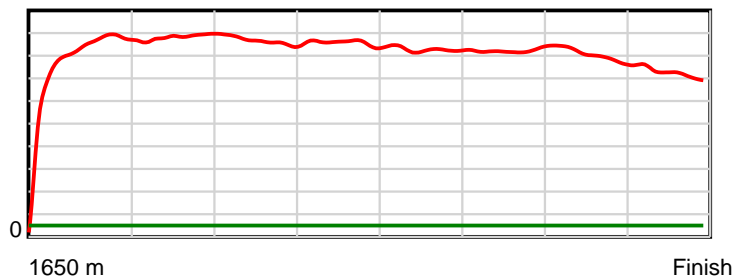
10 m Stride length



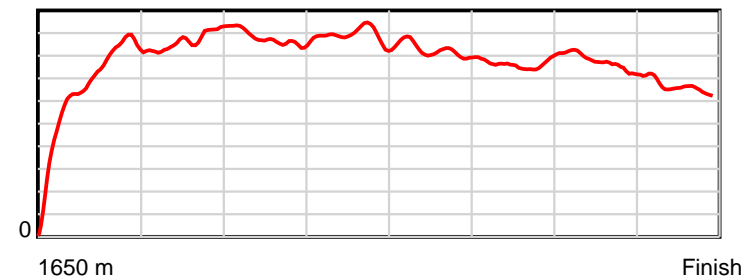
0.6 s Stride duration



20 m/sec Speed



100 % Stride efficiency



Note: Horizontal distance axis grid lines are 200m furlongs.

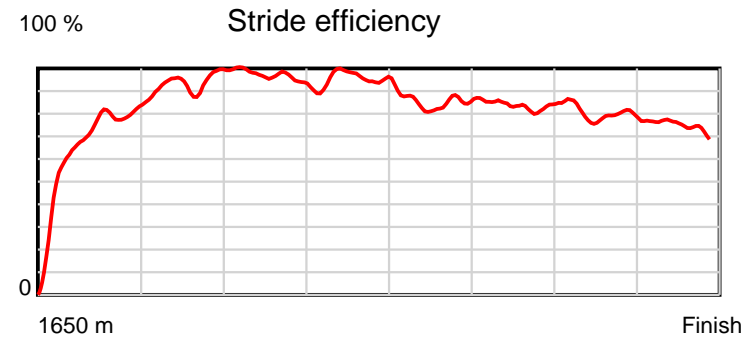
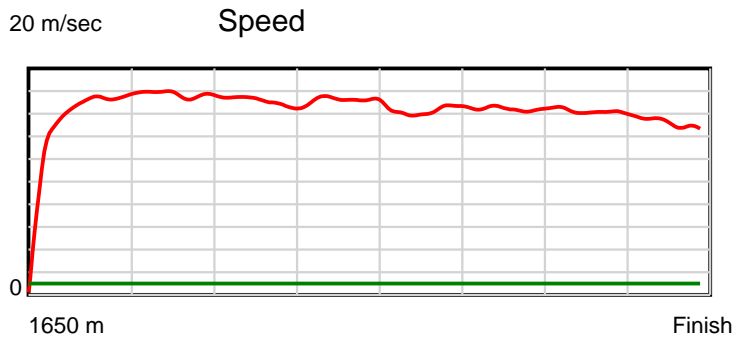
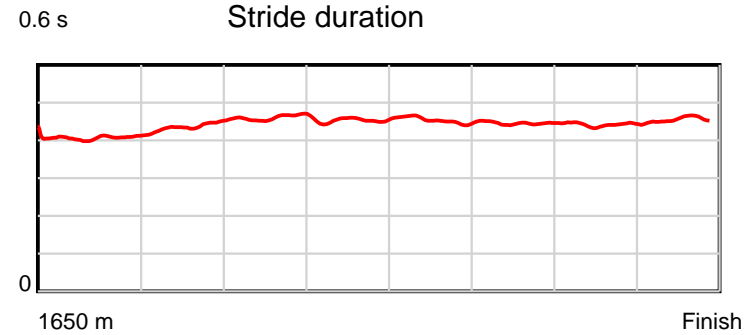
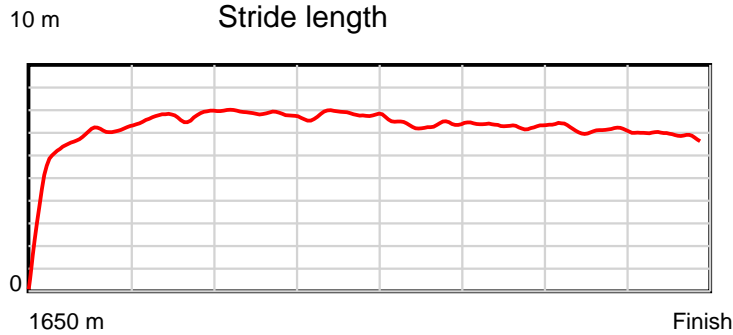
**Disclaimer.**

Tasracing Pty Ltd and Thoroughbred Ratings Pty Ltd accepts no responsibility for the completeness or accuracy of any of the information contained herein, and makes no representations about its suitability for any particular purpose. Users should make their own judgements about those matters and/or seek independent advice. You assume all risks associated with use of the data provided on this page.

# Race Results

December 07, 2014, Race 7, HCP, Distance 1650m, Spreyton - Offset 0m

Result	TAB no.	Horse (Barrier)	1650 to	1600m to	1400m to	1200m to	1000m to	800m to	600m to	400m to	200m to	Total or	Margin
3rd	8	<b>Genuine Lad (2)</b>	<b>1600m</b>	<b>1400m</b>	<b>1200m</b>	<b>1000m</b>	<b>800m</b>	<b>600m</b>	<b>400m</b>	<b>200m</b>	<b>WP</b>	<b>Average</b>	
		Position in running (margin)	-	7(2.8)	4(2.1)	4(2.2)	4(3.1)	3(3.1)	5(4.3)	5(5.9)	3(5.0)		1.40
		Sectional time (s)	5.96	11.22	11.35	11.60	11.58	12.30	12.38	12.39	13.18		
		Cumulative time (s)	101.95	95.99	84.78	73.43	61.82	50.24	37.94	25.56	13.18	1:41.95	
		Speed (m/s)	8.39	17.83	17.62	17.24	17.27	16.26	16.16	16.14	15.17	16.18	
		Stride length (m)	3.63	7.24	7.63	7.92	7.82	7.39	7.20	7.15	6.88	7.16	
		Stride duration (s)	0.418	0.406	0.433	0.459	0.453	0.454	0.445	0.443	0.453	0.443	
		Stride efficiency (%)	20.54	81.85	90.97	97.99	95.63	85.31	80.92	79.85	73.87	80.15	
		Stride count	13.79	27.63	26.21	25.26	25.57	27.07	27.79	27.98	29.09	230.39	



Note: Horizontal distance axis grid lines are 200m furlongs.

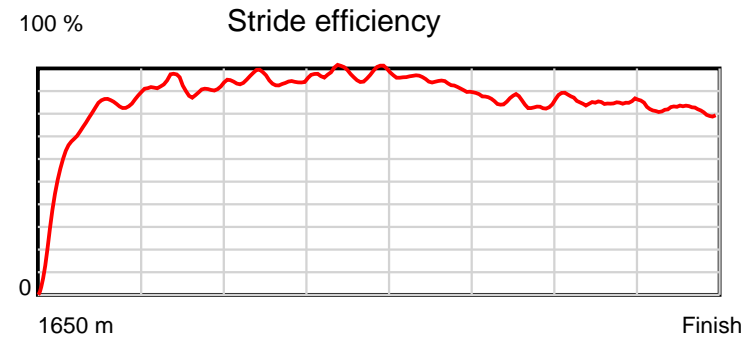
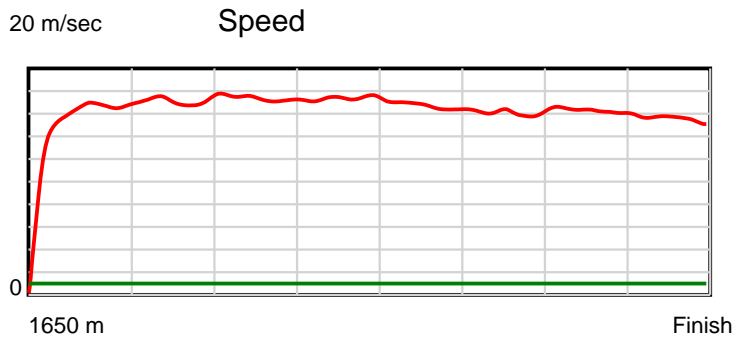
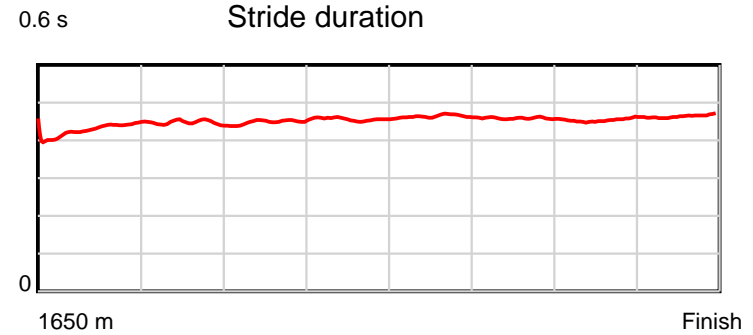
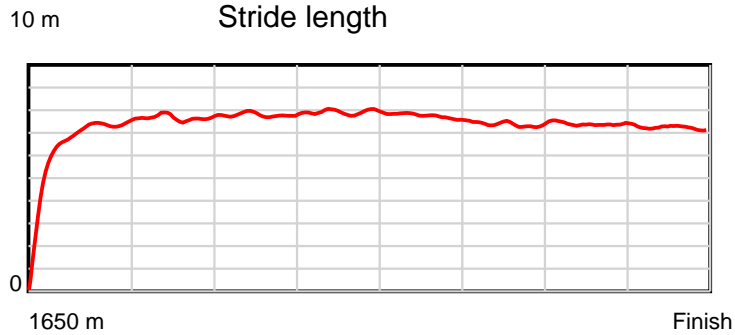
**Disclaimer.**

Tasracing Pty Ltd and Thoroughbred Ratings Pty Ltd accepts no responsibility for the completeness or accuracy of any of the information contained herein, and makes no representations about its suitability for any particular purpose. Users should make their own judgements about those matters and/or seek independent advice. You assume all risks associated with use of the data provided on this page.

# Race Results

December 07, 2014, Race 7, HCP, Distance 1650m, Spreyton - Offset 0m

Result	TAB no.	Horse (Barrier)	1650 to	1600m to	1400m to	1200m to	1000m to	800m to	600m to	400m to	200m to	Total or	Margin
4th	10	<b>Uboa (5)</b>	<b>1600m</b>	<b>1400m</b>	<b>1200m</b>	<b>1000m</b>	<b>800m</b>	<b>600m</b>	<b>400m</b>	<b>200m</b>	<b>WP</b>	<b>Average</b>	
		Position in running (margin)	-	4(1.2)	7(3.6)	7(6.8)	9(8.0)	8(7.7)	8(7.7)	7(9.6)	7(8.1)		3.10
		Sectional time (s)	5.82	11.72	11.87	11.66	11.53	12.09	12.44	12.31	12.85		
		Cumulative time (s)	102.27	96.45	84.74	72.87	61.21	49.68	37.59	25.16	12.85	1:42.27	
		Speed (m/s)	8.60	17.06	16.85	17.15	17.35	16.54	16.08	16.25	15.56	16.13	
		Stride length (m)	3.67	7.41	7.54	7.68	7.91	7.68	7.37	7.36	7.22	7.28	
		Stride duration (s)	0.414	0.434	0.447	0.448	0.456	0.464	0.458	0.453	0.464	0.451	
		Stride efficiency (%)	21.08	85.71	88.79	92.17	97.70	92.09	84.86	84.67	81.46	82.90	
		Stride count	13.61	27.00	26.53	26.04	25.29	26.05	27.14	27.17	27.70	226.53	



Note: Horizontal distance axis grid lines are 200m furlongs.

**Disclaimer.**

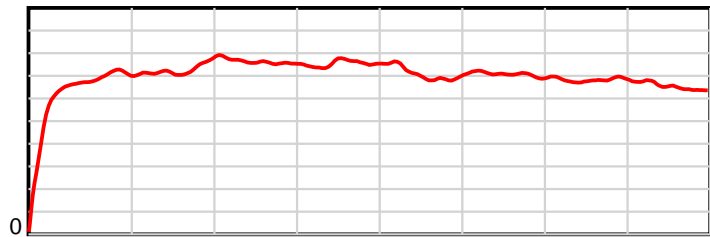
Tasracing Pty Ltd and Thoroughbred Ratings Pty Ltd accepts no responsibility for the completeness or accuracy of any of the information contained herein, and makes no representations about its suitability for any particular purpose. Users should make their own judgements about those matters and/or seek independent advice. You assume all risks associated with use of the data provided on this page.

# Race Results

December 07, 2014, Race 7, HCP, Distance 1650m, Spreyton - Offset 0m

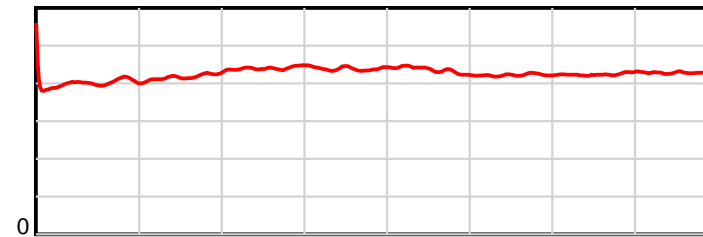
Result	TAB no.	Horse (Barrier)	1650 to	1600m to	1400m to	1200m to	1000m to	800m to	600m to	400m to	200m to	Total or	Margin
5th	6	<b>Geegees Velvet (6)</b>	<b>1600m</b>	<b>1400m</b>	<b>1200m</b>	<b>1000m</b>	<b>800m</b>	<b>600m</b>	<b>400m</b>	<b>200m</b>	<b>WP</b>	<b>Average</b>	
		Position in running (margin)	-	2(0.4)	3(1.8)	5(3.8)	5(4.4)	6(4.6)	6(6.7)	6(8.0)	6(8.1)		3.50
		Sectional time (s)	5.46	11.56	11.66	11.56	11.62	12.45	12.32	12.56	13.15		
		Cumulative time (s)	102.34	96.88	85.32	73.66	62.10	50.48	38.03	25.71	13.15	1:42.34	
		Speed (m/s)	9.16	17.30	17.15	17.30	17.21	16.06	16.23	15.92	15.21	16.12	
		Stride length (m)	3.81	6.97	7.15	7.62	7.55	6.98	6.85	6.74	6.51	6.85	
		Stride duration (s)	0.414	0.403	0.417	0.441	0.439	0.435	0.422	0.424	0.428	0.425	
		Stride efficiency (%)	22.64	75.81	79.79	90.80	89.16	76.23	73.32	71.04	66.22	73.38	
		Stride count	13.14	28.71	27.99	26.24	26.48	28.64	29.20	29.66	30.72	240.78	

10 m Stride length



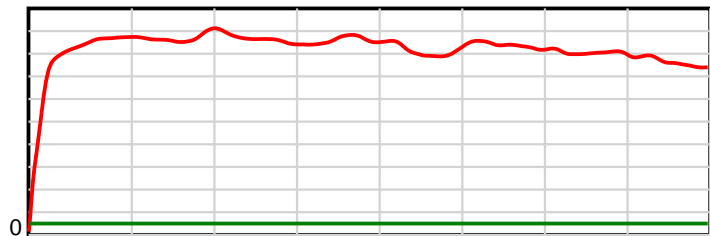
1650 m Finish

0.6 s Stride duration



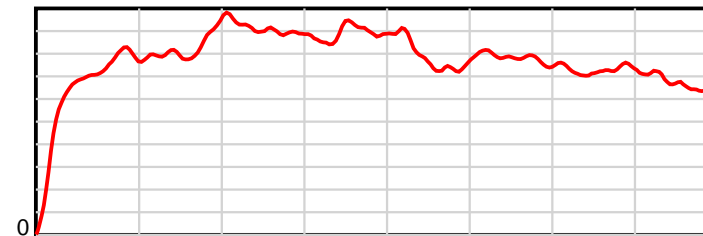
1650 m Finish

20 m/sec Speed



1650 m Finish

100 % Stride efficiency



1650 m Finish

Note: Horizontal distance axis grid lines are 200m furlongs.

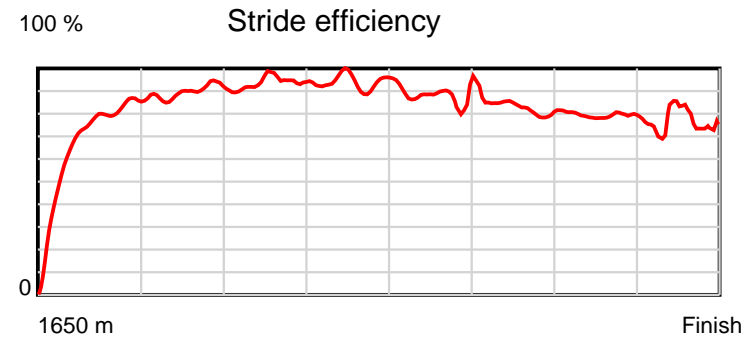
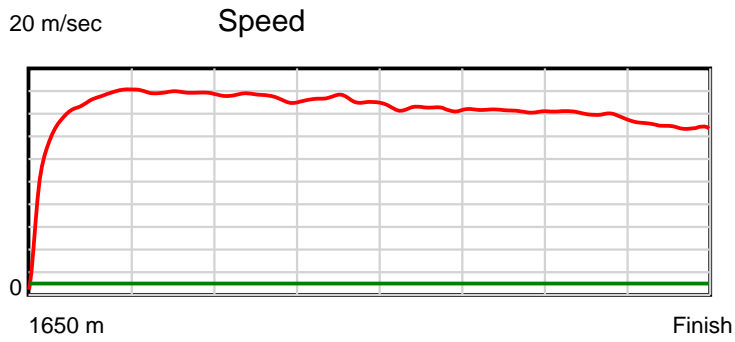
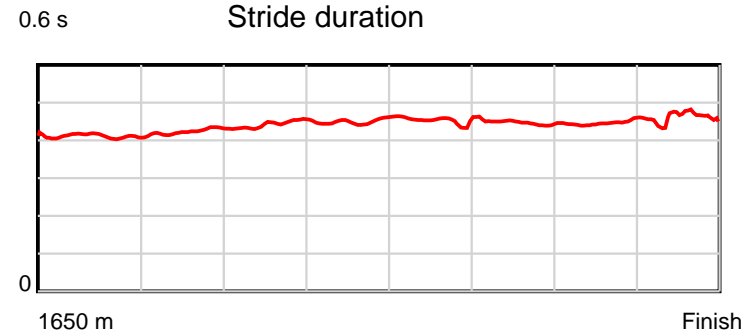
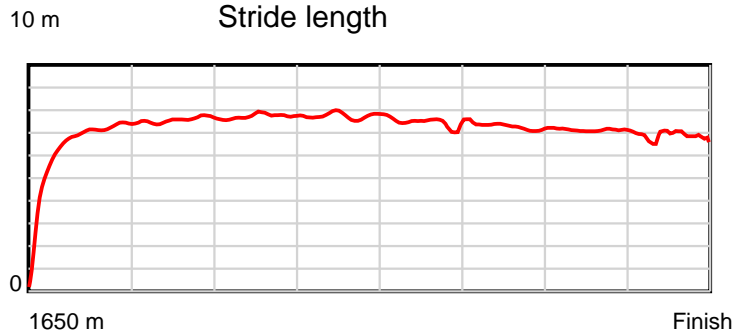
**Disclaimer.**

Tasracing Pty Ltd and Thoroughbred Ratings Pty Ltd accepts no responsibility for the completeness or accuracy of any of the information contained herein, and makes no representations about its suitability for any particular purpose. Users should make their own judgements about those matters and/or seek independent advice. You assume all risks associated with use of the data provided on this page.

# Race Results

December 07, 2014, Race 7, HCP, Distance 1650m, Spreyton - Offset 0m

Result	TAB no.	Horse (Barrier)	1650 to	1600m to	1400m to	1200m to	1000m to	800m to	600m to	400m to	200m to	Total or	Margin
6th	1	Red Eagle (10)	1600m	1400m	1200m	1000m	800m	600m	400m	200m	WP	Average	
		Position in running (margin)	-	5(1.7)	2(1.8)	2(1.4)	2(1.3)	2(1.7)	2(2.6)	4(4.5)	4(5.5)		4.10
		Sectional time (s)	5.87	11.34	11.27	11.44	11.65	12.24	12.44	12.72	13.50		
		Cumulative time (s)	102.45	96.58	85.25	73.98	62.54	50.89	38.65	26.22	13.50	1:42.45	
		Speed (m/s)	8.51	17.64	17.75	17.48	17.17	16.34	16.08	15.72	14.81	16.10	
		Stride length (m)	3.58	7.26	7.53	7.73	7.72	7.20	7.18	7.02	6.21	6.99	
		Stride duration (s)	0.408	0.412	0.424	0.442	0.450	0.441	0.447	0.447	0.419	0.434	
		Stride efficiency (%)	20.04	82.38	88.51	93.46	93.12	80.95	80.58	77.06	60.17	76.26	
		Stride count	13.96	27.55	26.57	25.86	25.91	27.79	27.85	28.48	32.23	236.20	



Note: Horizontal distance axis grid lines are 200m furlongs.

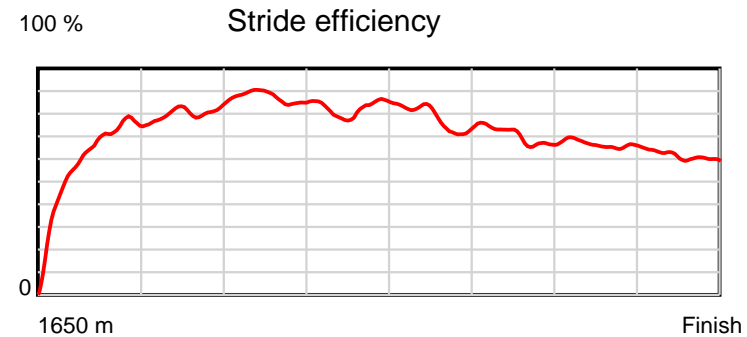
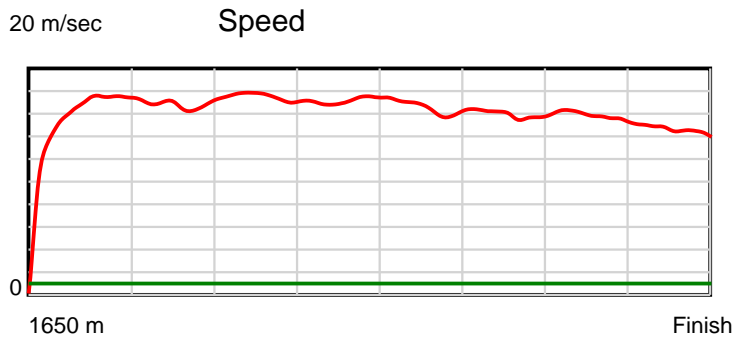
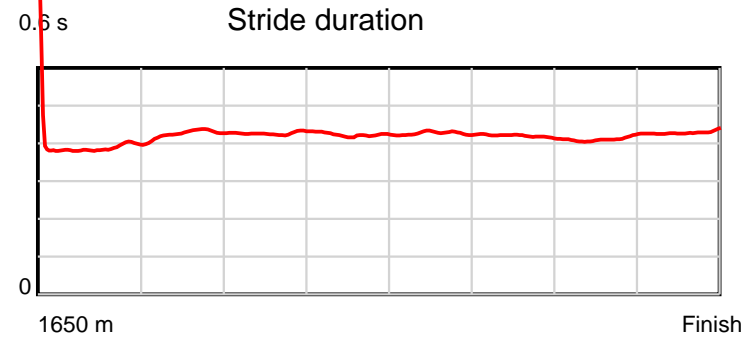
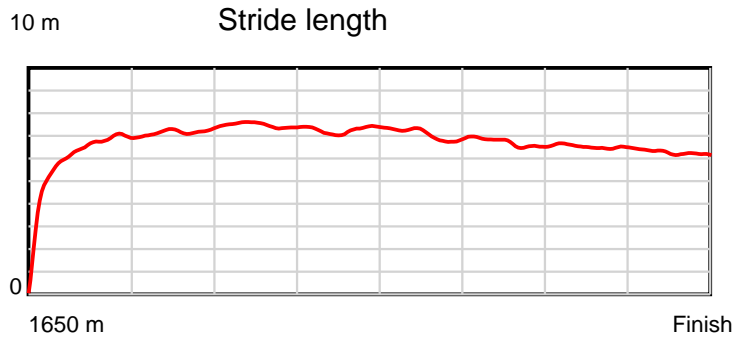
**Disclaimer.**

Tasracing Pty Ltd and Thoroughbred Ratings Pty Ltd accepts no responsibility for the completeness or accuracy of any of the information contained herein, and makes no representations about its suitability for any particular purpose. Users should make their own judgements about those matters and/or seek independent advice. You assume all risks associated with use of the data provided on this page.

# Race Results

December 07, 2014, Race 7, HCP, Distance 1650m, Spreyton - Offset 0m

Result	TAB no.	Horse (Barrier)	1650 to	1600m to	1400m to	1200m to	1000m to	800m to	600m to	400m to	200m to	Total or	Margin
7th	5	Shipspotting (7)	1600m	1400m	1200m	1000m	800m	600m	400m	200m	WP	Average	
		Position in running (margin)	-	3(0.4)	6(2.3)	6(5.9)	7(5.7)	7(6.0)	7(7.3)	8(10.7)	8(13.0)		12.70
		Sectional time (s)	5.71	11.63	11.94	11.42	11.64	12.30	12.69	12.93	13.83		
		Cumulative time (s)	104.09	98.38	86.75	74.80	63.39	51.75	39.45	26.76	13.83	1:44.09	
		Speed (m/s)	8.75	17.20	16.75	17.51	17.18	16.26	15.76	15.47	14.46	15.85	
		Stride length (m)	4.06	6.68	7.13	7.48	7.26	6.93	6.61	6.38	6.21	6.67	
		Stride duration (s)	0.446	0.388	0.426	0.427	0.423	0.426	0.420	0.412	0.429	0.421	
		Stride efficiency (%)	25.82	69.69	79.46	87.41	82.44	75.10	68.32	63.58	60.30	69.61	
		Stride count	12.30	29.95	28.05	26.74	27.53	28.85	30.25	31.35	32.20	247.22	



Note: Horizontal distance axis grid lines are 200m furlongs.

#### Disclaimer.

Tasracing Pty Ltd and Thoroughbred Ratings Pty Ltd accepts no responsibility for the completeness or accuracy of any of the information contained herein, and makes no representations about its suitability for any particular purpose. Users should make their own judgements about those matters and/or seek independent advice. You assume all risks associated with use of the data provided on this page.

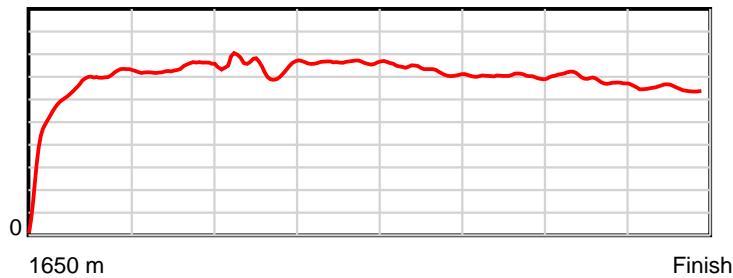


# Race Results

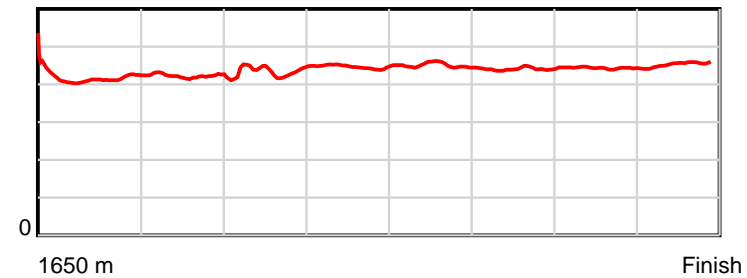
December 07, 2014, Race 7, HCP, Distance 1650m, Spreyton - Offset 0m

Result	TAB no.	Horse (Barrier)	1650 to	1600m to	1400m to	1200m to	1000m to	800m to	600m to	400m to	200m to	Total or	Margin
8th	9	<b>Blacko (4)</b>	<b>1600m</b>	<b>1400m</b>	<b>1200m</b>	<b>1000m</b>	<b>800m</b>	<b>600m</b>	<b>400m</b>	<b>200m</b>	<b>WP</b>	<b>Average</b>	
		Position in running (margin)	-	9(5.0)	10(7.9)	9(7.5)	10(8.8)	10(9.1)	10(10.1)	9(11.7)	9(13.6)		12.80
		Sectional time (s)	6.43	11.81	11.26	11.67	11.64	12.25	12.38	12.87	13.80		
		Cumulative time (s)	104.11	97.68	85.87	74.61	62.94	51.30	39.05	26.67	13.80	1:44.11	
		Speed (m/s)	7.77	16.93	17.76	17.14	17.18	16.33	16.16	15.54	14.49	15.85	
		Stride length (m)	3.46	6.99	7.50	7.21	7.66	7.35	7.11	6.89	6.57	6.92	
		Stride duration (s)	0.430	0.413	0.422	0.421	0.446	0.450	0.441	0.443	0.453	0.437	
		Stride efficiency (%)	18.72	76.29	87.81	81.27	91.76	84.40	79.10	74.11	67.53	74.89	
		Stride count	14.44	28.62	26.68	27.73	26.10	27.21	28.11	29.04	30.42	238.35	

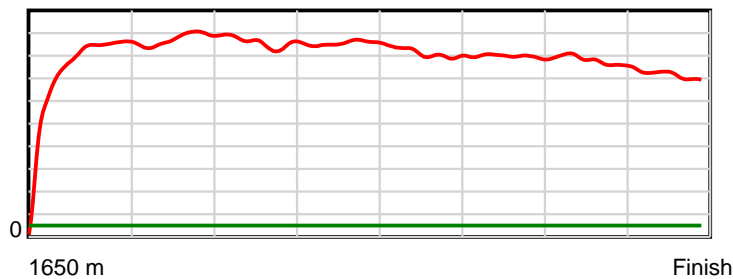
10 m Stride length



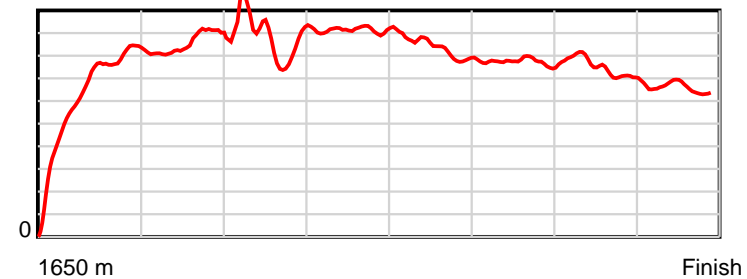
0.6 s Stride duration



20 m/sec Speed



100 % Stride efficiency



Note: Horizontal distance axis grid lines are 200m furlongs.

## Disclaimer.

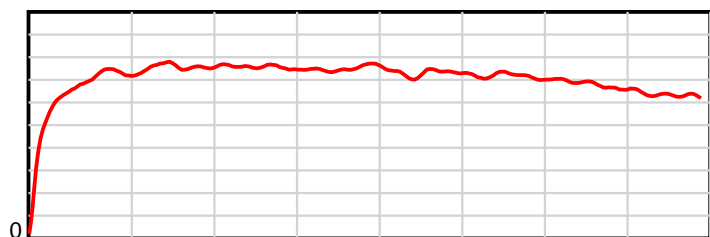
Tasracing Pty Ltd and Thoroughbred Ratings Pty Ltd accepts no responsibility for the completeness or accuracy of any of the information contained herein, and makes no representations about its suitability for any particular purpose. Users should make their own judgements about those matters and/or seek independent advice. You assume all risks associated with use of the data provided on this page.

# Race Results

December 07, 2014, Race 7, HCP, Distance 1650m, Spreyton - Offset 0m

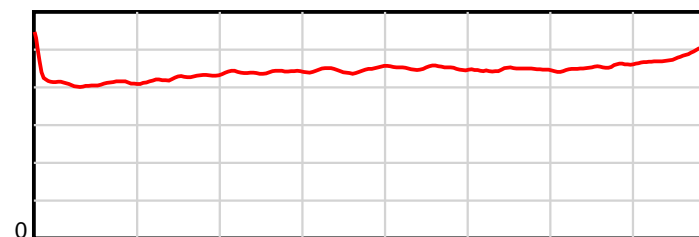
Result	TAB no.	Horse (Barrier)	1650 to	1600m to	1400m to	1200m to	1000m to	800m to	600m to	400m to	200m to	Total or	Margin
9th	7	<b>Keep the Cash (1)</b>	<b>1600m</b>	<b>1400m</b>	<b>1200m</b>	<b>1000m</b>	<b>800m</b>	<b>600m</b>	<b>400m</b>	<b>200m</b>	<b>WP</b>	<b>Average</b>	
		Position in running (margin)	-	6(1.8)	5(2.3)	3(1.5)	3(1.4)	4(3.3)	3(3.1)	3(3.9)	5(7.7)		23.00
		Sectional time (s)	7.59	11.40	11.21	11.43	11.90	12.07	12.25	13.17	15.12		
		Cumulative time (s)	106.13	98.54	87.15	75.93	64.51	52.61	40.54	28.29	15.12	1:46.13	
		Speed (m/s)	6.59	17.54	17.84	17.50	16.81	16.57	16.33	15.19	13.23	15.55	
		Stride length (m)	3.89	7.16	7.60	7.71	7.50	7.47	7.30	6.85	6.37	7.04	
		Stride duration (s)	0.448	0.408	0.426	0.441	0.446	0.451	0.447	0.451	0.481	0.453	
		Stride efficiency (%)	23.63	80.20	90.23	92.99	87.96	87.18	83.27	73.38	63.36	77.38	
		Stride count	12.86	27.92	26.32	25.93	26.66	26.78	27.40	29.19	31.41	234.47	

10 m Stride length



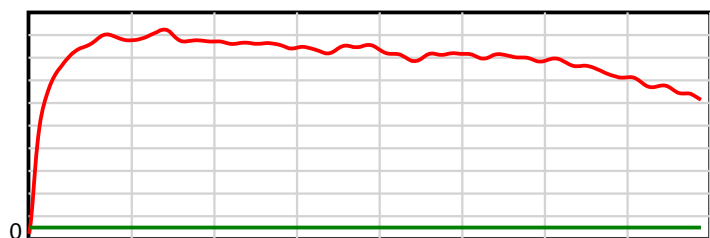
1650 m Finish

0.6 s Stride duration



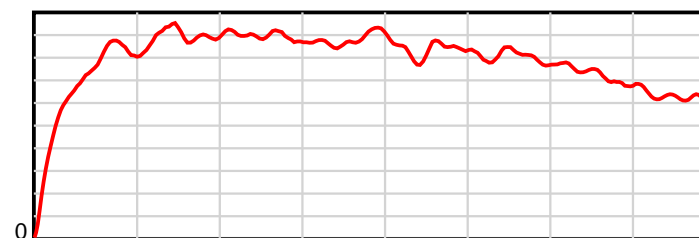
1650 m Finish

20 m/sec Speed



1650 m Finish

100 % Stride efficiency



1650 m Finish

Note: Horizontal distance axis grid lines are 200m furlongs.

## Disclaimer.

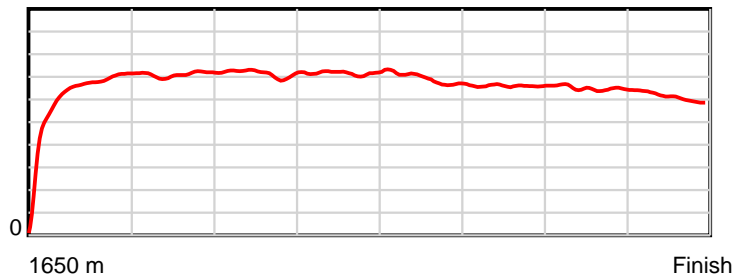
Tasracing Pty Ltd and Thoroughbred Ratings Pty Ltd accepts no responsibility for the completeness or accuracy of any of the information contained herein, and makes no representations about its suitability for any particular purpose. Users should make their own judgements about those matters and/or seek independent advice. You assume all risks associated with use of the data provided on this page.

# Race Results

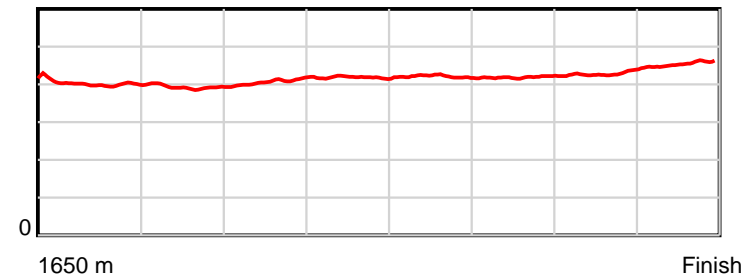
December 07, 2014, Race 7, HCP, Distance 1650m, Spreyton - Offset 0m

Result	TAB no.	Horse (Barrier)	1650 to	1600m to	1400m to	1200m to	1000m to	800m to	600m to	400m to	200m to	Total or	Margin
10th	4	Landstar (8)	1600m	1400m	1200m	1000m	800m	600m	400m	200m	WP	Average	
		Position in running (margin)	-	10(8.0)	9(7.8)	8(7.2)	8(7.7)	9(7.7)	9(8.7)	10(13.6)	10(17.1)		23.10
		Sectional time (s)	7.40	11.30	11.22	11.54	11.59	12.25	12.94	13.13	14.78		
		Cumulative time (s)	106.15	98.75	87.45	76.24	64.69	53.10	40.85	27.91	14.78	1:46.15	
		Speed (m/s)	6.76	17.70	17.83	17.33	17.26	16.33	15.46	15.23	13.53	15.54	
		Stride length (m)	3.26	7.08	7.01	7.04	7.20	6.87	6.47	6.52	6.16	6.56	
		Stride duration (s)	0.411	0.400	0.393	0.406	0.418	0.421	0.419	0.428	0.455	0.422	
		Stride efficiency (%)	16.62	78.24	76.90	77.38	81.10	73.77	65.49	66.46	59.25	67.29	
		Stride count	15.33	28.27	28.51	28.42	27.76	29.11	30.89	30.67	32.48	251.44	

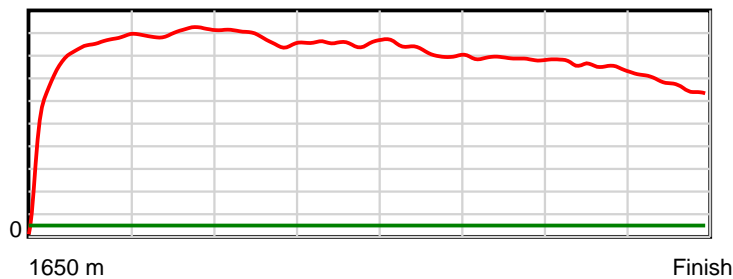
10 m Stride length



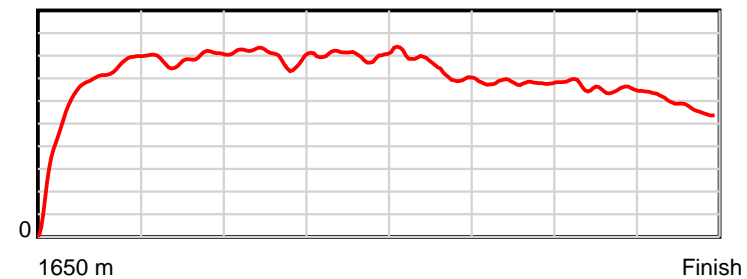
0.6 s Stride duration



20 m/sec Speed



100 % Stride efficiency



Note: Horizontal distance axis grid lines are 200m furlongs.

## Disclaimer.

Tasracing Pty Ltd and Thoroughbred Ratings Pty Ltd accepts no responsibility for the completeness or accuracy of any of the information contained herein, and makes no representations about its suitability for any particular purpose. Users should make their own judgements about those matters and/or seek independent advice. You assume all risks associated with use of the data provided on this page.