



Race Results

Tasmanian Turf Club, Launceston, December 10, 2014

Compilation date: December 11, 2014, 2:53:00 PM (EST)

Copyright © 2014 Tasracing Pty Ltd. All rights reserved.

Trademarks.

StrideMASTER is a registered trademark of Thoroughbred Ratings Pty Ltd.

Disclaimer.

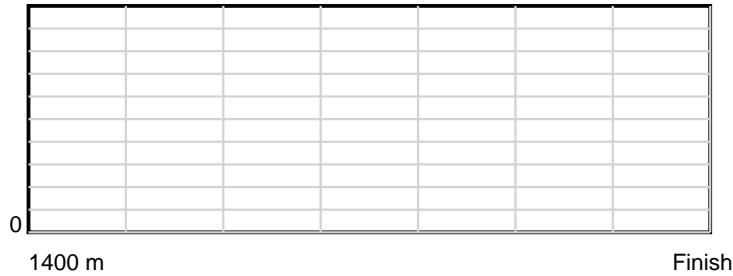
Tasracing Pty Ltd and Thoroughbred Ratings Pty Ltd accepts no responsibility for the completeness or accuracy of any of the information contained herein, and makes no representations about its suitability for any particular purpose. Users should make their own judgements about those matters and/or seek independent advice. You assume all risks associated with use of the data provided on this page.

Race Results


December 10, 2014, Race 1, MDN-SW, Distance 1400m, Mowbray - Offset 8m

Result	TAB no.	Horse (Barrier)	1400 to	1200m to	1000m to	800m to	600m to	400m to	200m to	Total or	Margin
1st	3	Known About To... (2)									
		Position in running (margin)									
		Sectional time (s)									
		Cumulative time (s)									
		Speed (m/s)									
		Stride length (m)									
		Stride duration (s)									
		Stride efficiency (%)									
		Stride count									

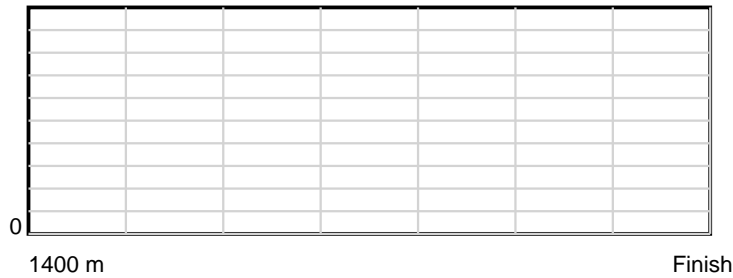
10 m Stride length



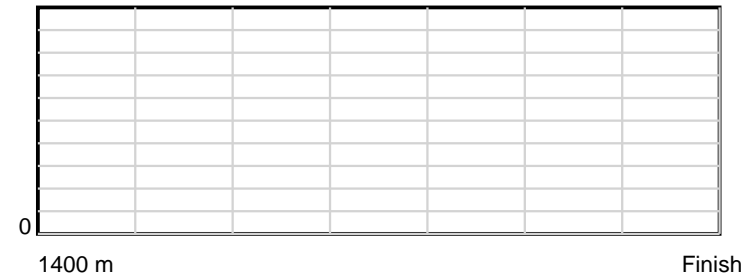
0.6 s Stride duration



20 m/sec Speed



100 % Stride efficiency



Note: Horizontal distance axis grid lines are 200m furlongs.

Disclaimer.

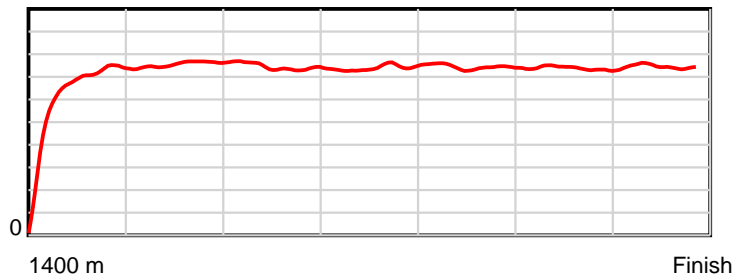
Tasracing Pty Ltd and Thoroughbred Ratings Pty Ltd accepts no responsibility for the completeness or accuracy of any of the information contained herein, and makes no representations about its suitability for any particular purpose. Users should make their own judgements about those matters and/or seek independent advice. You assume all risks associated with use of the data provided on this page.

Race Results

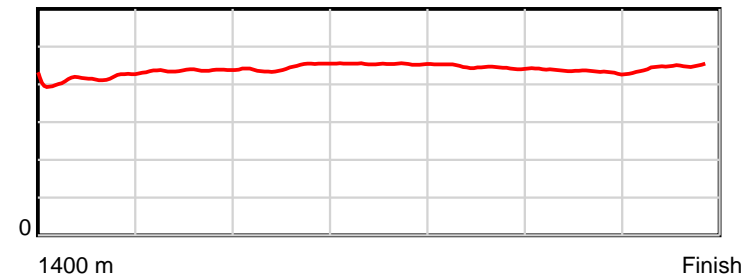
December 10, 2014, Race 1, MDN-SW, Distance 1400m, Mowbray - Offset 8m

Result	TAB no.	Horse (Barrier)	1400 to	1200m to	1000m to	800m to	600m to	400m to	200m to	Total or	Margin
2nd	10	Magnasa (7)	1200m	1000m	800m	600m	400m	200m	WP	Average	
		Position in running (margin)	-	3(0.0)	5(0.0)	5(0.0)	7(0.0)	7(0.0)	2(0.0)		1.30
		Sectional time (s)	14.95	11.11	11.50	12.54	11.83	11.81	11.79		
		Cumulative time (s)	85.52	70.57	59.47	47.97	35.43	23.60	11.79	1:25.51	
		Speed (m/s)	13.38	18.00	17.39	15.95	16.91	16.93	16.96	16.37	
		Stride length (m)	5.77	7.86	7.72	7.24	7.56	7.39	7.53	7.23	
		Stride duration (s)	0.415	0.437	0.444	0.454	0.447	0.436	0.444	0.441	
		Stride efficiency (%)	51.99	96.60	93.23	81.82	89.21	85.24	88.72	81.61	
		Stride count	34.67	25.44	25.89	27.64	26.47	27.08	26.54	193.73	

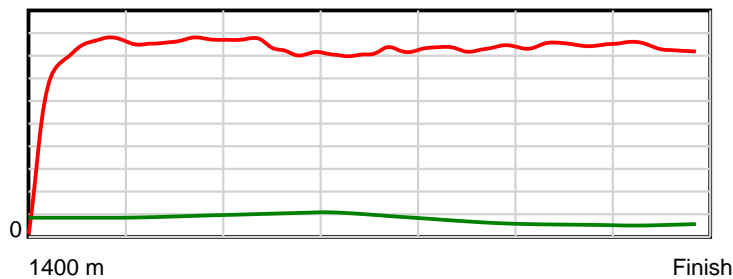
10 m Stride length



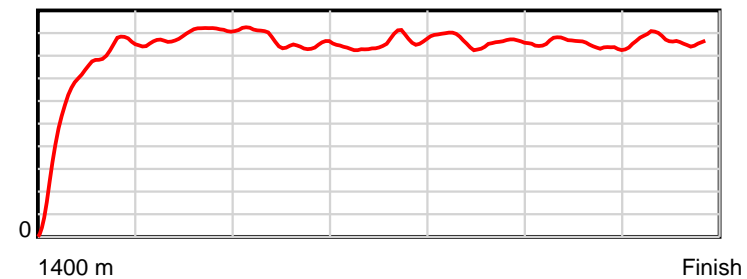
0.6 s Stride duration



20 m/sec Speed



100 % Stride efficiency



Note: Horizontal distance axis grid lines are 200m furlongs.

Disclaimer.

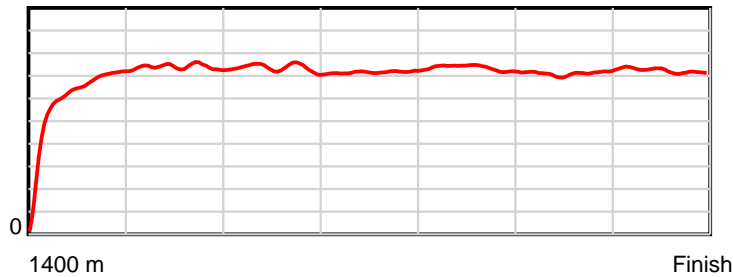
Tasracing Pty Ltd and Thoroughbred Ratings Pty Ltd accepts no responsibility for the completeness or accuracy of any of the information contained herein, and makes no representations about its suitability for any particular purpose. Users should make their own judgements about those matters and/or seek independent advice. You assume all risks associated with use of the data provided on this page.

Race Results

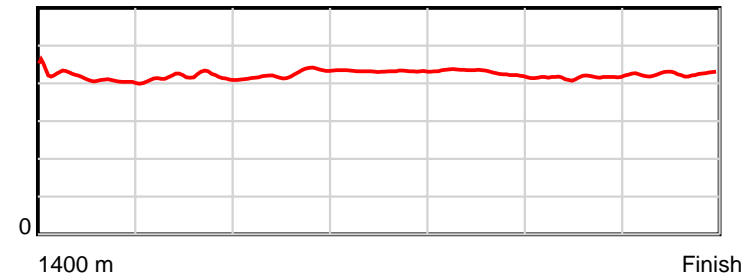
December 10, 2014, Race 1, MDN-SW, Distance 1400m, Mowbray - Offset 8m

Result	TAB no.	Horse (Barrier)	1400 to	1200m to	1000m to	800m to	600m to	400m to	200m to	Total or	Margin
3rd	7	Sentry Duty (10)	1200m	1000m	800m	600m	400m	200m	WP	Average	
		Position in running (margin)	-	9(0.0)	7(0.0)	8(0.0)	8(0.0)	5(0.0)	3(0.0)		1.50
		Sectional time (s)	15.28	11.06	11.52	12.30	11.64	12.05	11.70		
		Cumulative time (s)	85.56	70.27	59.20	47.68	35.39	23.75	11.70	1:25.56	
		Speed (m/s)	13.08	18.08	17.36	16.26	17.18	16.60	17.09	16.36	
		Stride length (m)	5.59	7.52	7.37	7.03	7.36	6.90	7.28	6.95	
		Stride duration (s)	0.417	0.416	0.425	0.432	0.428	0.416	0.426	0.424	
		Stride efficiency (%)	48.87	88.38	84.93	77.13	84.74	74.44	82.74	75.37	
		Stride count	35.76	26.59	27.13	28.47	27.16	28.98	27.49	201.58	

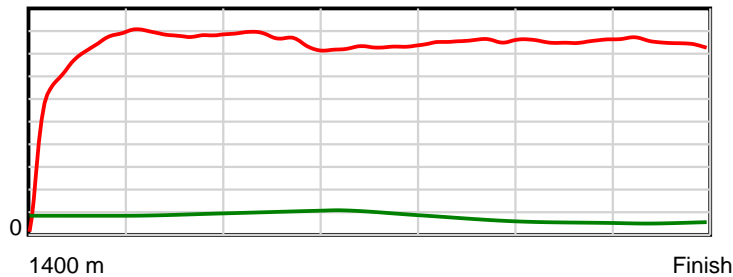
10 m Stride length



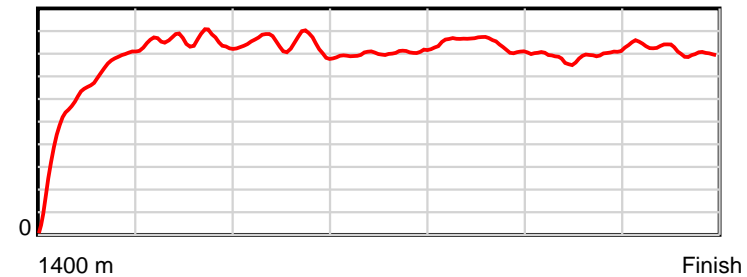
0.6 s Stride duration



20 m/sec Speed



100 % Stride efficiency



Note: Horizontal distance axis grid lines are 200m furlongs.

Disclaimer.

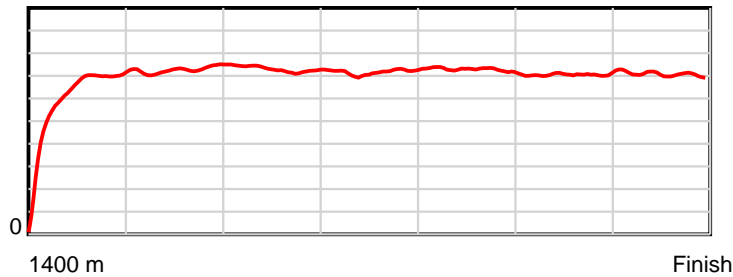
Tasracing Pty Ltd and Thoroughbred Ratings Pty Ltd accepts no responsibility for the completeness or accuracy of any of the information contained herein, and makes no representations about its suitability for any particular purpose. Users should make their own judgements about those matters and/or seek independent advice. You assume all risks associated with use of the data provided on this page.

Race Results

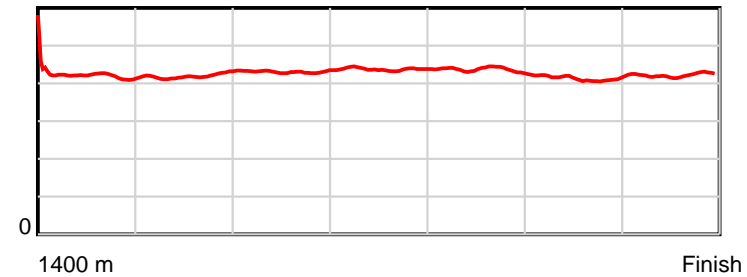
December 10, 2014, Race 1, MDN-SW, Distance 1400m, Mowbray - Offset 8m

Result	TAB no.	Horse (Barrier)	1400 to	1200m to	1000m to	800m to	600m to	400m to	200m to	Total or	Margin
4th	14	Dance Thru Fra... (1)	1200m	1000m	800m	600m	400m	200m	WP	Average	
		Position in running (margin)	-	8(0.0)	8(0.0)	7(0.0)	6(0.0)	8(0.0)	5(0.0)		2.50
		Sectional time (s)	15.17	11.19	11.43	12.29	11.91	11.88	11.88		
		Cumulative time (s)	85.74	70.57	59.38	47.96	35.67	23.75	11.88	1:25.73	
		Speed (m/s)	13.18	17.87	17.50	16.27	16.79	16.84	16.84	16.33	
		Stride length (m)	5.67	7.51	7.53	7.12	7.32	6.95	7.10	6.97	
		Stride duration (s)	0.418	0.420	0.430	0.437	0.436	0.413	0.422	0.427	
		Stride efficiency (%)	50.27	88.02	88.52	79.21	83.67	75.56	78.80	75.95	
		Stride count	35.26	26.65	26.57	28.09	27.33	28.76	28.16	200.82	

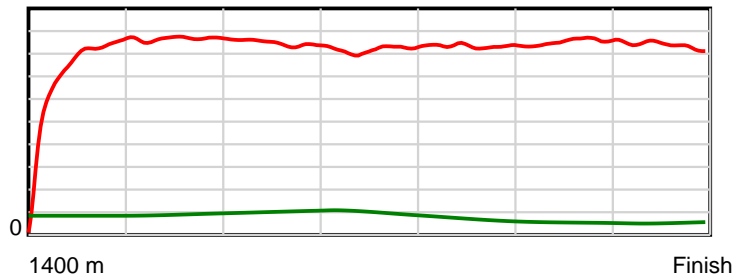
10 m Stride length



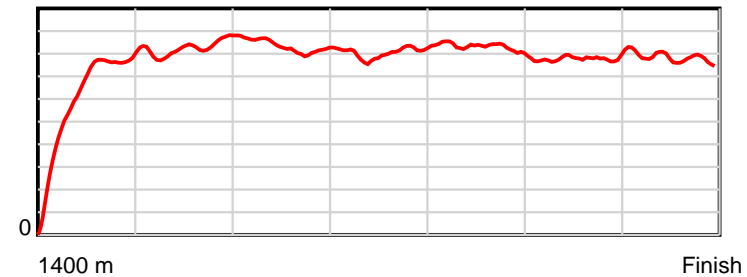
0.6 s Stride duration



20 m/sec Speed



100 % Stride efficiency



Note: Horizontal distance axis grid lines are 200m furlongs.

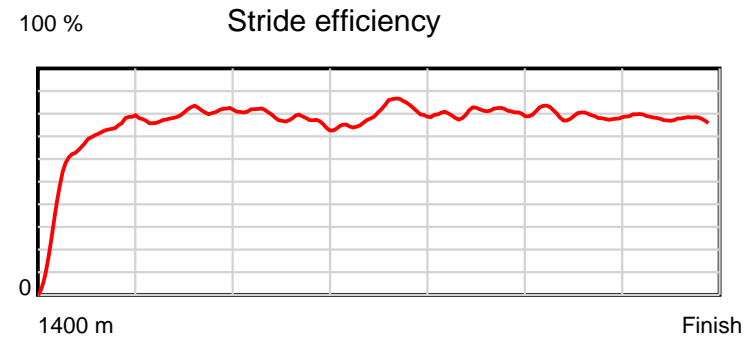
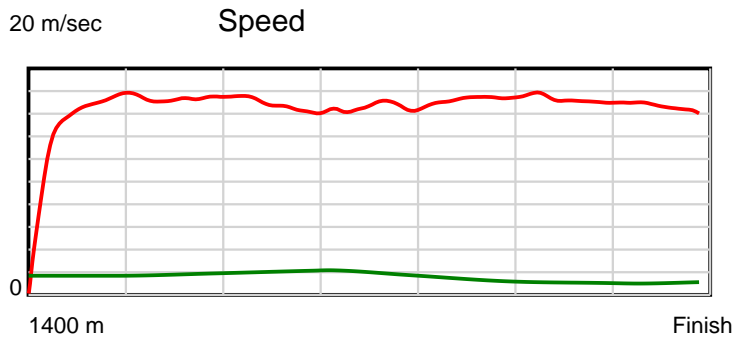
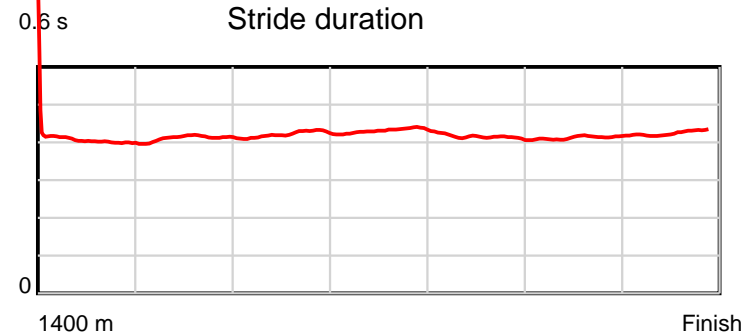
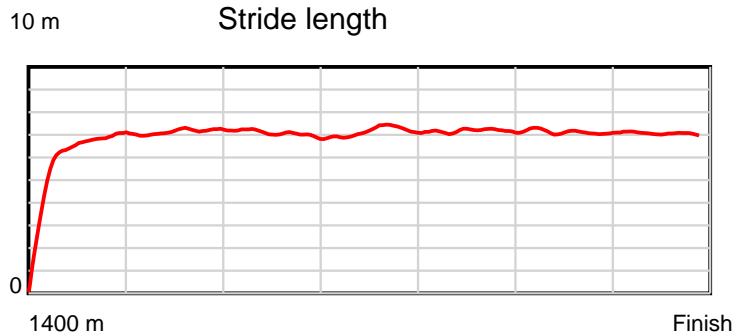
Disclaimer.

Tasracing Pty Ltd and Thoroughbred Ratings Pty Ltd accepts no responsibility for the completeness or accuracy of any of the information contained herein, and makes no representations about its suitability for any particular purpose. Users should make their own judgements about those matters and/or seek independent advice. You assume all risks associated with use of the data provided on this page.

Race Results

December 10, 2014, Race 1, MDN-SW, Distance 1400m, Mowbray - Offset 8m

Result	TAB no.	Horse (Barrier)	1400 to	1200m to	1000m to	800m to	600m to	400m to	200m to	Total or	Margin
5th	12	Thing One (6)	1200m	1000m	800m	600m	400m	200m	WP	Average	
		Position in running (margin)	-	7(0.0)	9(0.0)	10(0.0)	9(0.0)	6(0.0)	7(0.0)		3.00
		Sectional time (s)	15.04	11.22	11.62	12.31	11.61	12.14	11.88		
		Cumulative time (s)	85.83	70.79	59.57	47.94	35.64	24.02	11.88	1:25.83	
		Speed (m/s)	13.30	17.83	17.21	16.25	17.23	16.47	16.84	16.31	
		Stride length (m)	5.80	7.32	7.22	7.00	7.17	6.77	7.17	6.88	
		Stride duration (s)	0.426	0.411	0.420	0.431	0.416	0.411	0.426	0.422	
		Stride efficiency (%)	52.58	83.72	81.54	76.61	80.40	71.59	80.24	74.04	
		Stride count	34.48	27.32	27.69	28.56	27.88	29.55	27.91	203.39	



Note: Horizontal distance axis grid lines are 200m furlongs.

Disclaimer.

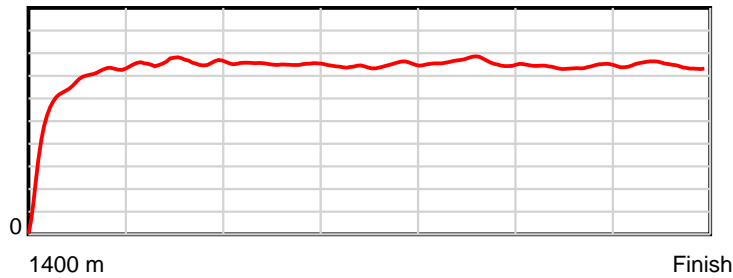
Tasracing Pty Ltd and Thoroughbred Ratings Pty Ltd accepts no responsibility for the completeness or accuracy of any of the information contained herein, and makes no representations about its suitability for any particular purpose. Users should make their own judgements about those matters and/or seek independent advice. You assume all risks associated with use of the data provided on this page.

Race Results

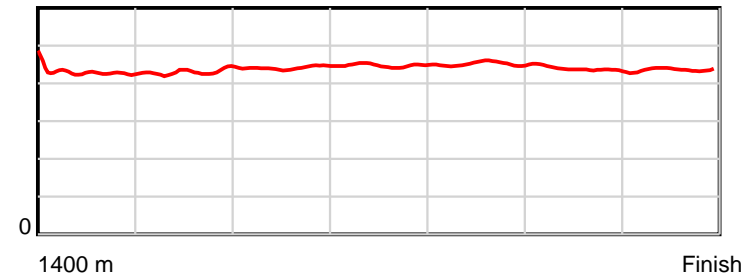
December 10, 2014, Race 1, MDN-SW, Distance 1400m, Mowbray - Offset 8m

Result	TAB no.	Horse (Barrier)	1400 to	1200m to	1000m to	800m to	600m to	400m to	200m to	Total or	Margin
6th	4	Lead Us (5)	1200m	1000m	800m	600m	400m	200m	WP	Average	
		Position in running (margin)	-	10(0.0)	10(0.0)	11(0.0)	11(0.0)	11(0.0)	10(0.0)		3.50
		Sectional time (s)	15.36	11.14	11.54	12.40	11.72	12.11	11.64		
		Cumulative time (s)	85.92	70.56	59.42	47.88	35.48	23.76	11.64	1:25.92	
		Speed (m/s)	13.02	17.95	17.33	16.13	17.06	16.52	17.18	16.29	
		Stride length (m)	5.78	7.71	7.64	7.22	7.70	7.23	7.50	7.19	
		Stride duration (s)	0.432	0.429	0.441	0.447	0.452	0.438	0.436	0.441	
		Stride efficiency (%)	52.25	92.92	91.18	81.35	92.73	81.72	87.82	80.77	
		Stride count	34.59	25.94	26.18	27.72	25.96	27.66	26.68	194.73	

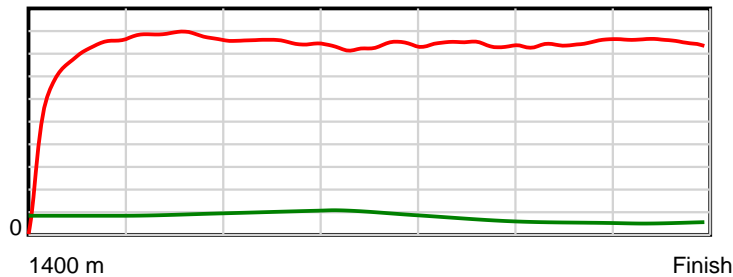
10 m Stride length



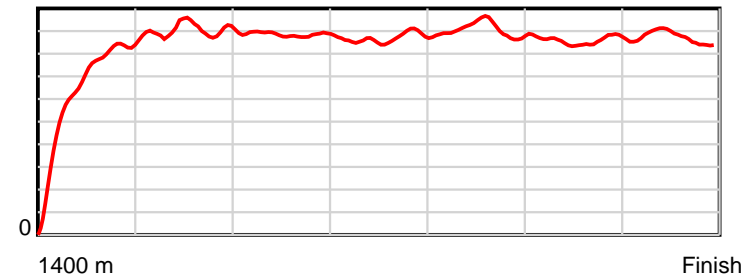
0.6 s Stride duration



20 m/sec Speed



100 % Stride efficiency



Note: Horizontal distance axis grid lines are 200m furlongs.

Disclaimer.

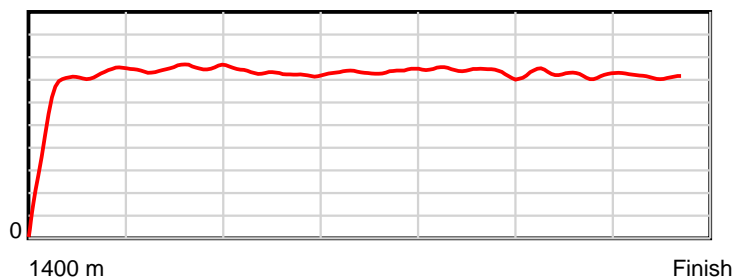
Tasracing Pty Ltd and Thoroughbred Ratings Pty Ltd accepts no responsibility for the completeness or accuracy of any of the information contained herein, and makes no representations about its suitability for any particular purpose. Users should make their own judgements about those matters and/or seek independent advice. You assume all risks associated with use of the data provided on this page.

Race Results

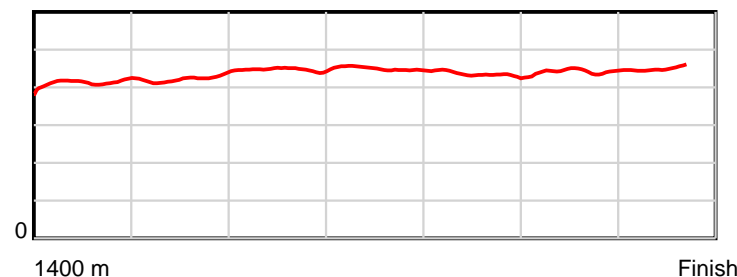
December 10, 2014, Race 1, MDN-SW, Distance 1400m, Mowbray - Offset 8m

Result	TAB no.	Horse (Barrier)	1400 to	1200m to	1000m to	800m to	600m to	400m to	200m to	Total or	Margin
7th	5	Manazieva (8)	1200m	1000m	800m	600m	400m	200m	WP	Average	
		Position in running (margin)	-	5(0.0)	3(0.0)	4(0.0)	2(0.0)	2(0.0)	6(0.0)		4.30
		Sectional time (s)	14.93	10.76	11.76	12.26	11.74	12.38	12.23		
		Cumulative time (s)	86.07	71.14	60.38	48.62	36.36	24.61	12.23	1:26.06	
		Speed (m/s)	13.39	18.59	17.01	16.31	17.04	16.16	16.35	16.27	
		Stride length (m)	5.51	7.82	7.59	7.32	7.47	7.07	7.35	7.08	
		Stride duration (s)	0.403	0.420	0.446	0.449	0.439	0.438	0.450	0.435	
		Stride efficiency (%)	47.47	95.48	89.97	83.72	87.19	78.14	84.41	78.27	
		Stride count	36.29	25.59	26.36	27.32	26.77	28.28	27.21	197.82	

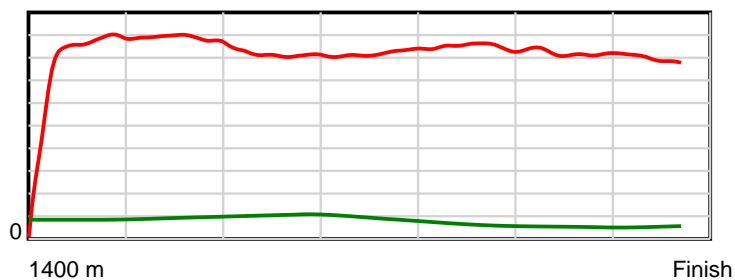
10 m Stride length



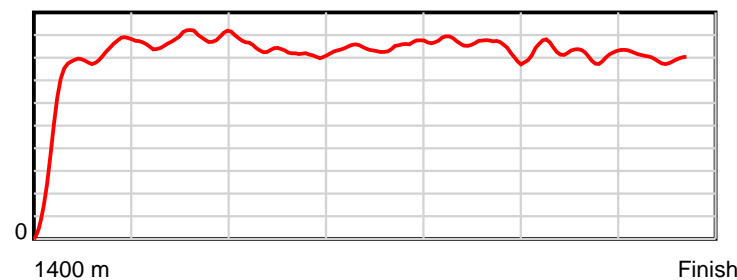
0.6 s Stride duration



20 m/sec Speed



100 % Stride efficiency



Note: Horizontal distance axis grid lines are 200m furlongs.

Disclaimer.

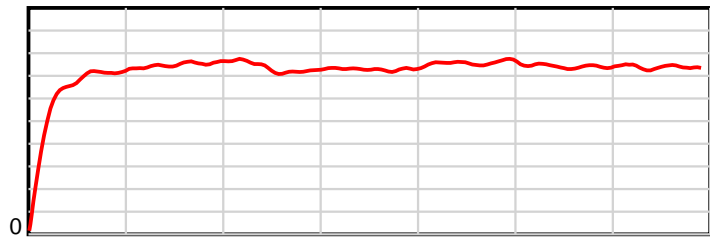
Tasracing Pty Ltd and Thoroughbred Ratings Pty Ltd accepts no responsibility for the completeness or accuracy of any of the information contained herein, and makes no representations about its suitability for any particular purpose. Users should make their own judgements about those matters and/or seek independent advice. You assume all risks associated with use of the data provided on this page.

Race Results

December 10, 2014, Race 1, MDN-SW, Distance 1400m, Mowbray - Offset 8m

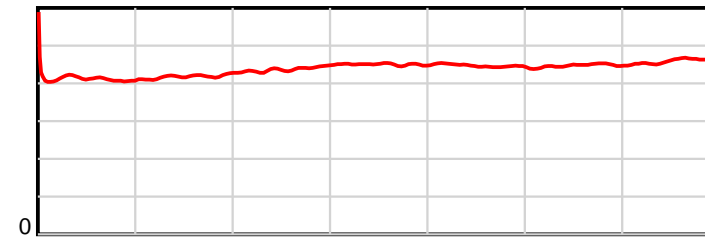
Result	TAB no.	Horse (Barrier)	1400 to	1200m to	1000m to	800m to	600m to	400m to	200m to	Total or	Margin
8th	6	Rangaondarun (4)	1200m	1000m	800m	600m	400m	200m	WP	Average	
		Position in running (margin)	-	2(0.0)	2(0.0)	2(0.0)	4(0.0)	3(0.0)	4(0.0)		4.80
		Sectional time (s)	14.82	10.90	11.76	12.59	11.61	12.26	12.23		
		Cumulative time (s)	86.17	71.35	60.45	48.69	36.10	24.50	12.23	1:26.17	
		Speed (m/s)	13.50	18.35	17.01	15.89	17.23	16.31	16.35	16.25	
		Stride length (m)	5.77	7.66	7.42	7.15	7.71	7.28	7.49	7.15	
		Stride duration (s)	0.416	0.418	0.436	0.450	0.448	0.446	0.458	0.440	
		Stride efficiency (%)	52.07	91.81	85.93	79.95	92.94	82.83	87.65	79.91	
		Stride count	34.65	26.09	26.97	27.96	25.93	27.47	26.70	195.77	

10 m Stride length



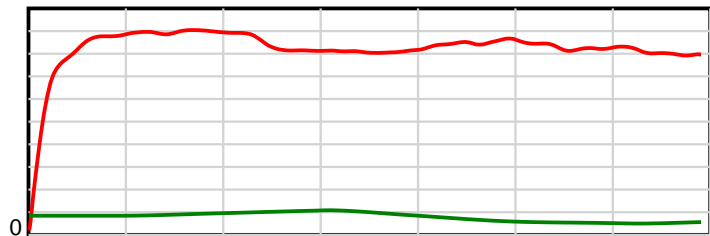
1400 m Finish

0.6 s Stride duration



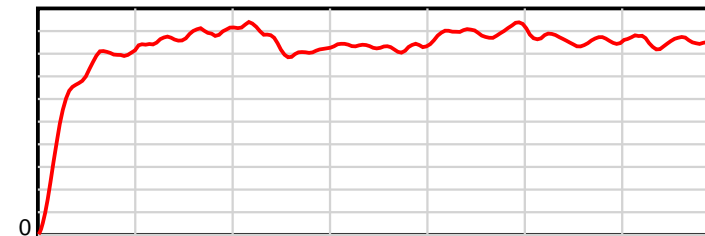
1400 m Finish

20 m/sec Speed



1400 m Finish

100 % Stride efficiency



1400 m Finish

Note: Horizontal distance axis grid lines are 200m furlongs.

Disclaimer.

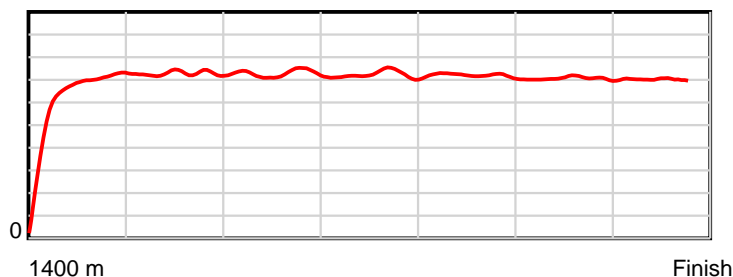
Tasracing Pty Ltd and Thoroughbred Ratings Pty Ltd accepts no responsibility for the completeness or accuracy of any of the information contained herein, and makes no representations about its suitability for any particular purpose. Users should make their own judgements about those matters and/or seek independent advice. You assume all risks associated with use of the data provided on this page.

Race Results

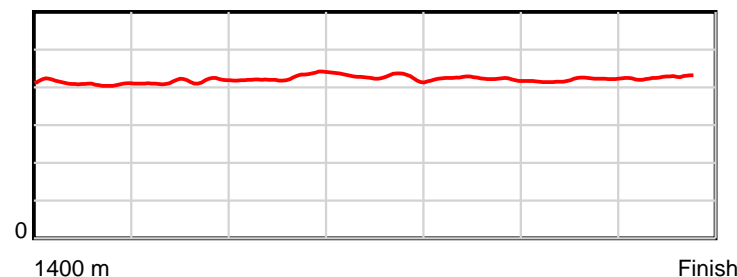
December 10, 2014, Race 1, MDN-SW, Distance 1400m, Mowbray - Offset 8m

Result	TAB no.	Horse (Barrier)	1400 to	1200m to	1000m to	800m to	600m to	400m to	200m to	Total or	Margin
9th	13	Raky's Late (12)	1200m	1000m	800m	600m	400m	200m	WP	Average	
		Position in running (margin)	-	12(0.0)	11(0.0)	9(0.0)	10(0.0)	10(0.0)	9(0.0)		6.30
		Sectional time (s)	15.67	10.94	11.30	12.37	11.73	12.22	12.23		
		Cumulative time (s)	86.45	70.78	59.84	48.54	36.17	24.44	12.23	1:26.45	
		Speed (m/s)	12.77	18.28	17.70	16.17	17.05	16.37	16.35	16.19	
		Stride length (m)	5.83	7.57	7.46	7.01	7.21	6.86	6.96	6.94	
		Stride duration (s)	0.449	0.414	0.422	0.433	0.423	0.419	0.425	0.429	
		Stride efficiency (%)	53.11	89.63	87.00	76.76	81.20	73.53	75.63	75.28	
		Stride count	34.31	26.41	26.80	28.54	27.74	29.16	28.75	201.71	

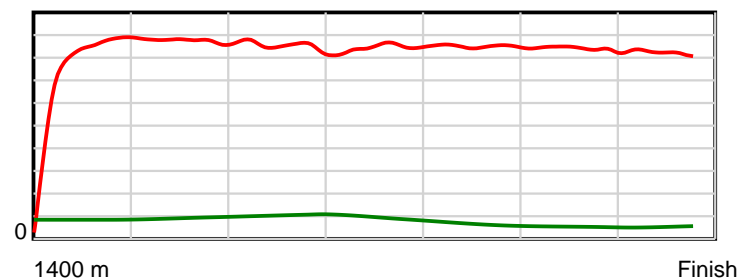
10 m Stride length



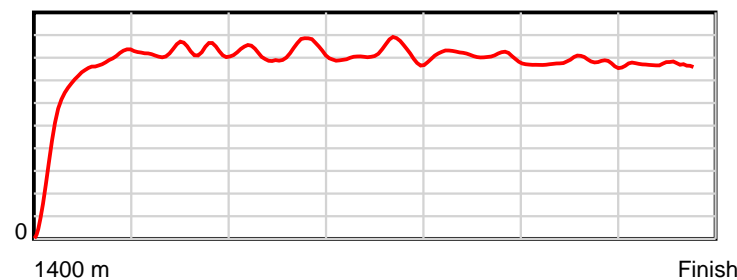
0.6 s Stride duration



20 m/sec Speed



100 % Stride efficiency



Note: Horizontal distance axis grid lines are 200m furlongs.

Disclaimer.

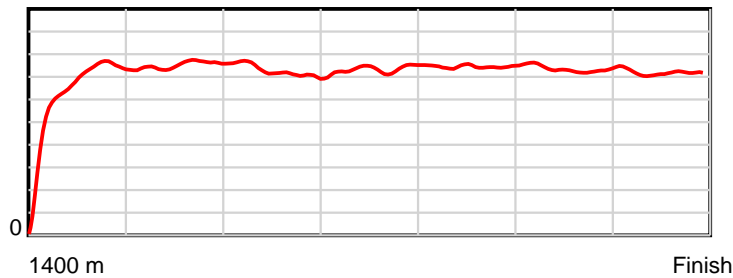
Tasracing Pty Ltd and Thoroughbred Ratings Pty Ltd accepts no responsibility for the completeness or accuracy of any of the information contained herein, and makes no representations about its suitability for any particular purpose. Users should make their own judgements about those matters and/or seek independent advice. You assume all risks associated with use of the data provided on this page.

Race Results

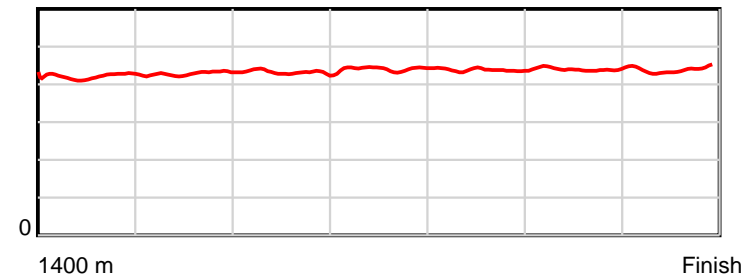
December 10, 2014, Race 1, MDN-SW, Distance 1400m, Mowbray - Offset 8m

Result	TAB no.	Horse (Barrier)	1400 to	1200m to	1000m to	800m to	600m to	400m to	200m to	Total or	Margin
10th	16	Blushing Quest (3)	1200m	1000m	800m	600m	400m	200m	WP	Average	
		Position in running (margin)	-	6(0.0)	6(0.0)	6(0.0)	5(0.0)	4(0.0)	8(0.0)		6.50
		Sectional time (s)	15.08	10.97	11.68	12.22	11.78	12.37	12.37		
		Cumulative time (s)	86.48	71.40	60.43	48.75	36.53	24.75	12.37	1:26.48	
		Speed (m/s)	13.26	18.23	17.12	16.37	16.98	16.17	16.17	16.19	
		Stride length (m)	5.69	7.78	7.41	7.19	7.43	7.10	7.12	7.04	
		Stride duration (s)	0.419	0.427	0.433	0.439	0.438	0.439	0.440	0.435	
		Stride efficiency (%)	50.63	94.70	85.83	80.73	86.34	78.79	79.21	77.48	
		Stride count	35.14	25.69	26.99	27.83	26.91	28.17	28.09	198.82	

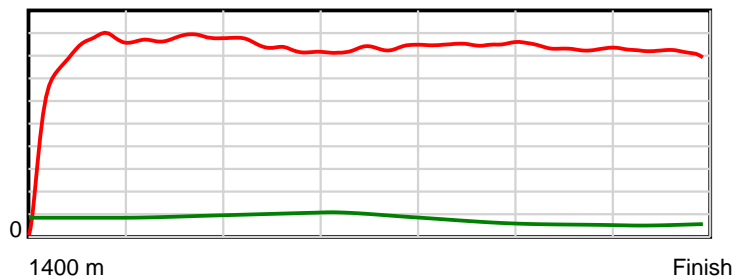
10 m Stride length



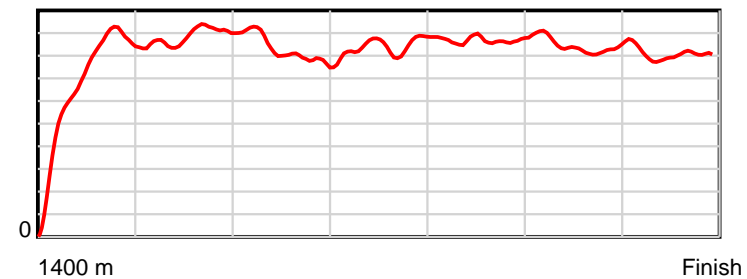
0.6 s Stride duration



20 m/sec Speed



100 % Stride efficiency



Note: Horizontal distance axis grid lines are 200m furlongs.

Disclaimer.

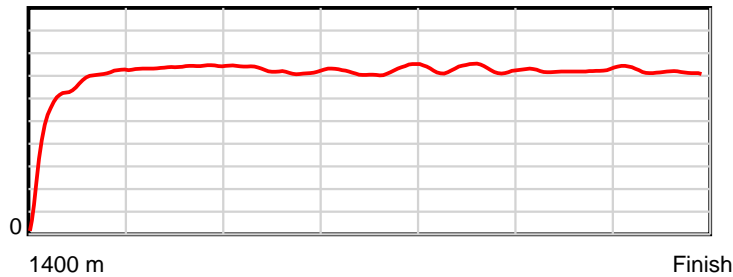
Tasracing Pty Ltd and Thoroughbred Ratings Pty Ltd accepts no responsibility for the completeness or accuracy of any of the information contained herein, and makes no representations about its suitability for any particular purpose. Users should make their own judgements about those matters and/or seek independent advice. You assume all risks associated with use of the data provided on this page.

Race Results

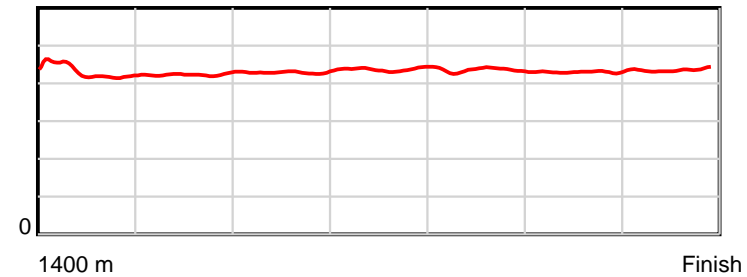
December 10, 2014, Race 1, MDN-SW, Distance 1400m, Mowbray - Offset 8m

Result	TAB no.	Horse (Barrier)	1400 to	1200m to	1000m to	800m to	600m to	400m to	200m to	Total or	Margin
11th	2	Correct Change (13)	1200m	1000m	800m	600m	400m	200m	WP	Average	
		Position in running (margin)	-	11(0.0)	12(0.0)	12(0.0)	12(0.0)	12(0.0)	11(0.0)		7.50
		Sectional time (s)	15.82	11.15	11.59	12.12	11.88	12.11	12.01		
		Cumulative time (s)	86.67	70.85	59.71	48.12	36.00	24.12	12.01	1:26.67	
		Speed (m/s)	12.64	17.94	17.26	16.50	16.84	16.52	16.65	16.15	
		Stride length (m)	5.56	7.59	7.40	7.22	7.33	7.10	7.27	7.00	
		Stride duration (s)	0.429	0.423	0.429	0.437	0.435	0.430	0.436	0.433	
		Stride efficiency (%)	48.30	90.03	85.53	81.41	83.96	78.69	82.59	76.54	
		Stride count	35.98	26.35	27.03	27.71	27.28	28.18	27.51	200.04	

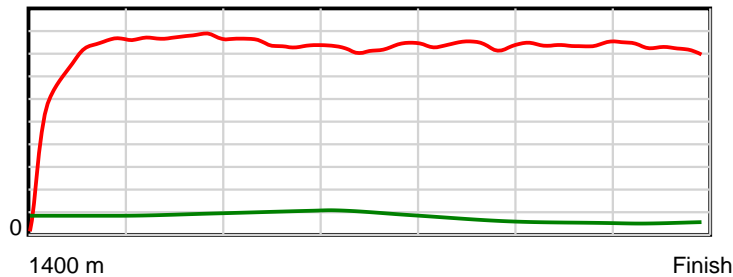
10 m Stride length



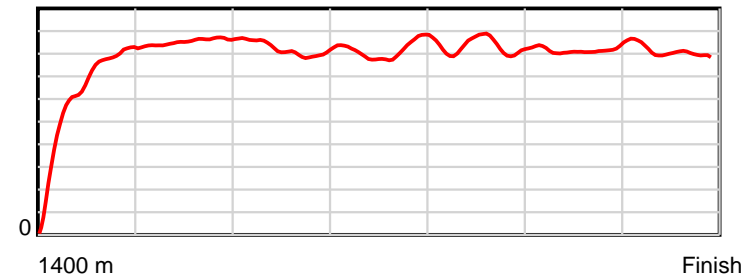
0.6 s Stride duration



20 m/sec Speed



100 % Stride efficiency



Note: Horizontal distance axis grid lines are 200m furlongs.

Disclaimer.

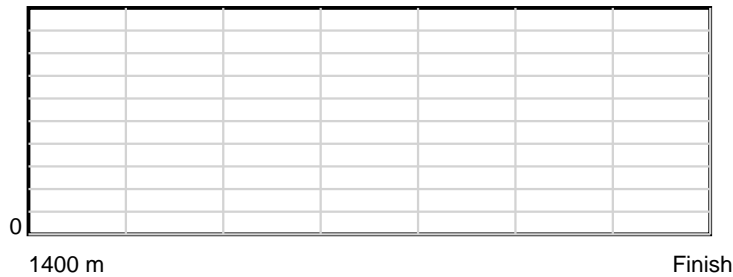
Tasracing Pty Ltd and Thoroughbred Ratings Pty Ltd accepts no responsibility for the completeness or accuracy of any of the information contained herein, and makes no representations about its suitability for any particular purpose. Users should make their own judgements about those matters and/or seek independent advice. You assume all risks associated with use of the data provided on this page.

Race Results


December 10, 2014, Race 1, MDN-SW, Distance 1400m, Mowbray - Offset 8m

Result	TAB no.	Horse (Barrier)	1400 to	1200m to	1000m to	800m to	600m to	400m to	200m to	Total or	Margin
12th	11	Settler's Ston... (11)	WP	Average							
		Position in running (margin)		7.90							
		Sectional time (s)									
		Cumulative time (s)	1:26.75								
		Speed (m/s)	16.14								
		Stride length (m)	nan								
		Stride duration (s)	nan								
		Stride efficiency (%)	nan								
		Stride count	0.00								

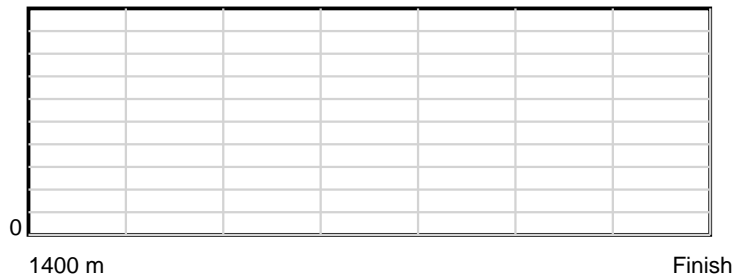
10 m Stride length



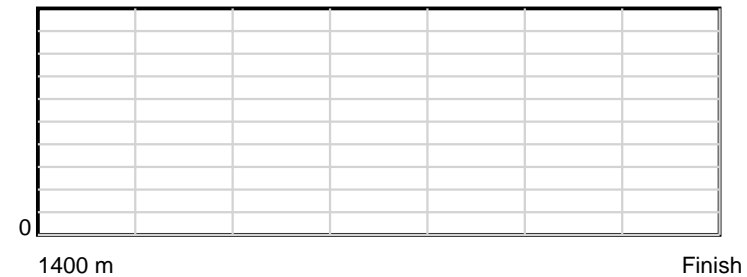
0.6 s Stride duration



20 m/sec Speed



100 % Stride efficiency



Note: Horizontal distance axis grid lines are 200m furlongs.

Disclaimer.

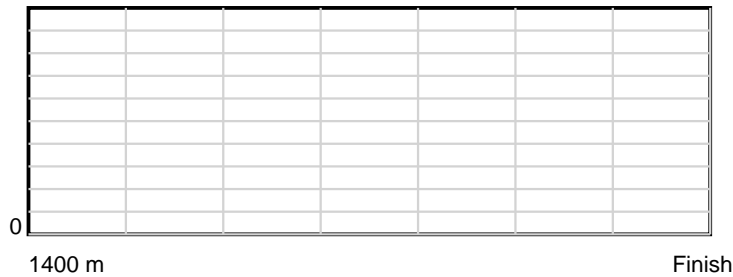
Tasracing Pty Ltd and Thoroughbred Ratings Pty Ltd accepts no responsibility for the completeness or accuracy of any of the information contained herein, and makes no representations about its suitability for any particular purpose. Users should make their own judgements about those matters and/or seek independent advice. You assume all risks associated with use of the data provided on this page.

Race Results


December 10, 2014, Race 1, MDN-SW, Distance 1400m, Mowbray - Offset 8m

Result	TAB no.	Horse (Barrier)	1400 to	1200m to	1000m to	800m to	600m to	400m to	200m to	Total or	Margin
13th	15	Le Piccole Cos... (14)									
		Position in running (margin)									
		Sectional time (s)									
		Cumulative time (s)									
		Speed (m/s)									
		Stride length (m)									
		Stride duration (s)									
		Stride efficiency (%)									
		Stride count									

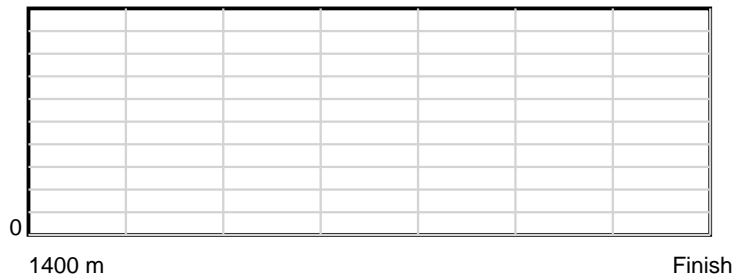
10 m Stride length



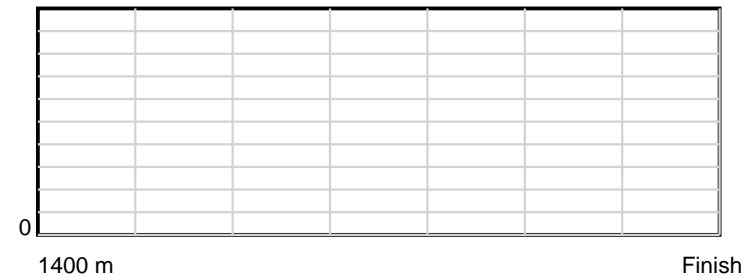
0.6 s Stride duration



20 m/sec Speed



100 % Stride efficiency



Note: Horizontal distance axis grid lines are 200m furlongs.

Disclaimer.

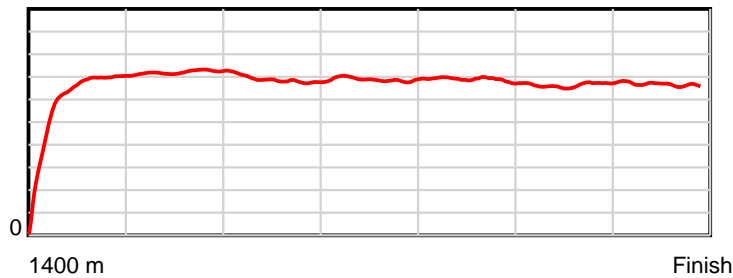
Tasracing Pty Ltd and Thoroughbred Ratings Pty Ltd accepts no responsibility for the completeness or accuracy of any of the information contained herein, and makes no representations about its suitability for any particular purpose. Users should make their own judgements about those matters and/or seek independent advice. You assume all risks associated with use of the data provided on this page.

Race Results

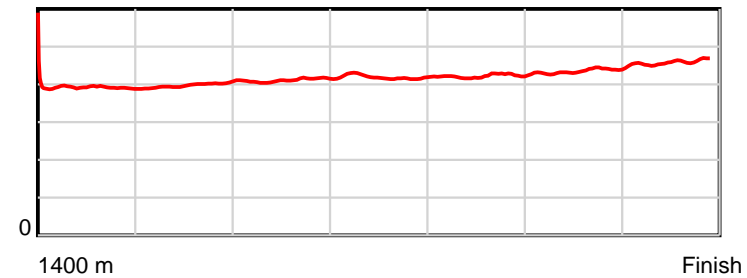
December 10, 2014, Race 1, MDN-SW, Distance 1400m, Mowbray - Offset 8m

Result	TAB no.	Horse (Barrier)	1400 to	1200m to	1000m to	800m to	600m to	400m to	200m to	Total or	Margin
14th	1	Brandy Straigh... (9)	1200m	1000m	800m	600m	400m	200m	WP	Average	
		Position in running (margin)	-	4(0.0)	4(0.0)	3(0.0)	3(0.0)	9(0.0)	12(0.0)		24.00
		Sectional time (s)	15.62	10.81	11.66	12.43	12.16	13.46	13.76		
		Cumulative time (s)	89.90	74.28	63.47	51.81	39.39	27.23	13.76	1:29.90	
		Speed (m/s)	12.80	18.50	17.15	16.09	16.45	14.86	14.53	15.57	
		Stride length (m)	5.46	7.32	7.05	6.74	6.90	6.42	6.67	6.60	
		Stride duration (s)	0.398	0.396	0.411	0.419	0.420	0.432	0.459	0.424	
		Stride efficiency (%)	46.58	83.66	77.72	71.02	74.40	64.50	69.49	68.09	
		Stride count	36.63	27.33	28.36	29.67	28.98	31.13	29.99	212.09	

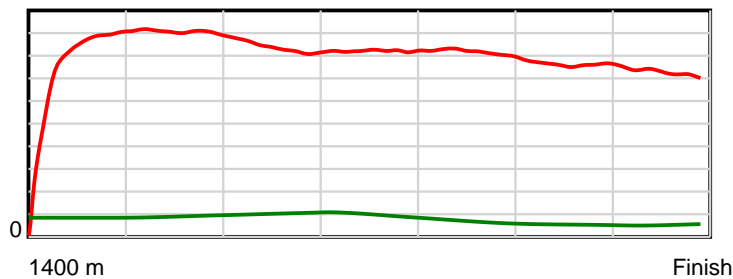
10 m Stride length



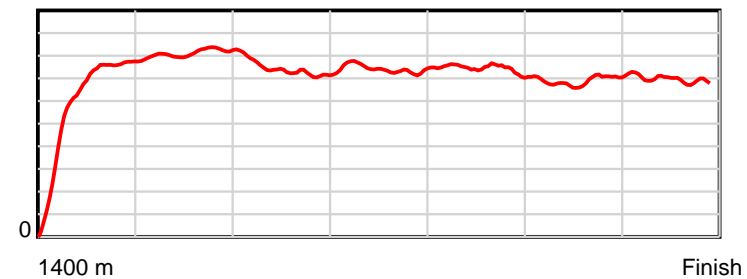
0.6 s Stride duration



20 m/sec Speed



100 % Stride efficiency



Note: Horizontal distance axis grid lines are 200m furlongs.

Disclaimer.

Tasracing Pty Ltd and Thoroughbred Ratings Pty Ltd accepts no responsibility for the completeness or accuracy of any of the information contained herein, and makes no representations about its suitability for any particular purpose. Users should make their own judgements about those matters and/or seek independent advice. You assume all risks associated with use of the data provided on this page.