



Race Results

Tasmanian Turf Club, Launceston, December 10, 2014

Compilation date: December 11, 2014, 2:57:29 PM (EST)

Copyright © 2014 Tasracing Pty Ltd. All rights reserved.

Trademarks.

StrideMASTER is a registered trademark of Thoroughbred Ratings Pty Ltd.

Disclaimer.

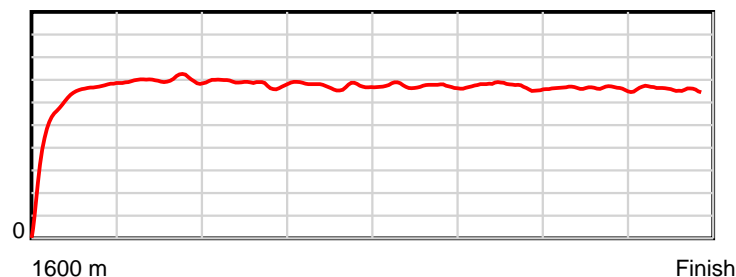
Tasracing Pty Ltd and Thoroughbred Ratings Pty Ltd accepts no responsibility for the completeness or accuracy of any of the information contained herein, and makes no representations about its suitability for any particular purpose. Users should make their own judgements about those matters and/or seek independent advice. You assume all risks associated with use of the data provided on this page.

Race Results

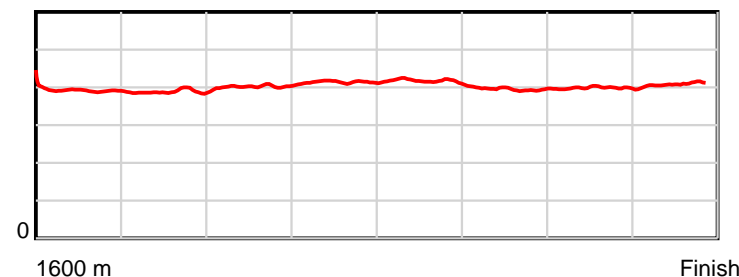
December 10, 2014, Race 2, MDN/CL1-SW, Distance 1600m, Mowbray - Offset 8m

Result	TAB no.	Horse (Barrier)	1600 to	1400m to	1200m to	1000m to	800m to	600m to	400m to	200m to	Total or	Margin
1st	11	Western Front (5)	1400m	1200m	1000m	800m	600m	400m	200m	WP	Average	
		Position in running (margin)	-	10(2.6)	8(3.0)	5(4.4)	4(2.7)	5(2.0)	3(2.4)	2(2.3)		0.00
		Sectional time (s)	14.69	10.65	11.52	11.98	12.28	11.67	12.19	12.48		
		Cumulative time (s)	97.47	82.78	72.13	60.61	48.62	36.34	24.67	12.48	1:37.47	
		Speed (m/s)	13.61	18.78	17.36	16.69	16.29	17.14	16.41	16.03	16.42	
		Stride length (m)	5.40	7.29	6.96	6.90	6.80	6.80	6.54	6.51	6.60	
		Stride duration (s)	0.397	0.388	0.401	0.413	0.417	0.396	0.398	0.406	0.402	
		Stride efficiency (%)	45.51	83.00	75.60	74.41	72.17	72.15	66.78	66.32	68.09	
		Stride count	37.06	27.44	28.75	28.98	29.43	29.43	30.59	30.70	242.38	

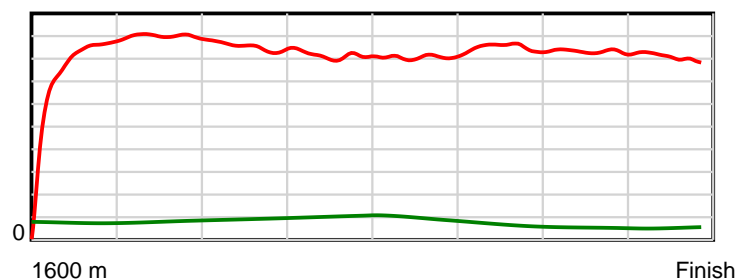
10 m Stride length



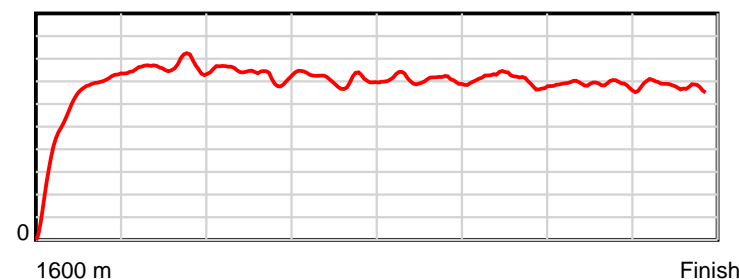
0.6 s Stride duration



20 m/sec Speed



100 % Stride efficiency



Note: Horizontal distance axis grid lines are 200m furlongs.

Disclaimer.

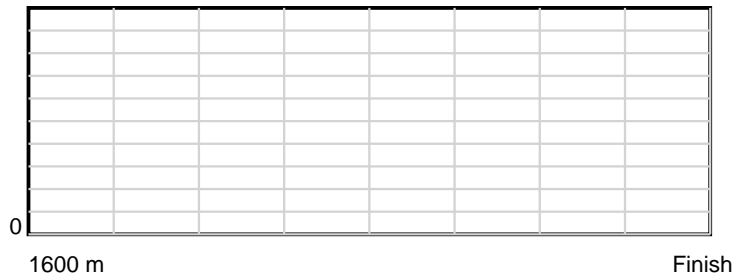
Tasracing Pty Ltd and Thoroughbred Ratings Pty Ltd accepts no responsibility for the completeness or accuracy of any of the information contained herein, and makes no representations about its suitability for any particular purpose. Users should make their own judgements about those matters and/or seek independent advice. You assume all risks associated with use of the data provided on this page.

Race Results


December 10, 2014, Race 2, MDN/CL1-SW, Distance 1600m, Mowbray - Offset 8m

Result	TAB no.	Horse (Barrier)	1600 to	1400m to	1200m to	1000m to	800m to	600m to	400m to	200m to	Total or	Margin
2nd	3	Shiralee (13)										
		Position in running (margin)										
		Sectional time (s)										
		Cumulative time (s)										
		Speed (m/s)										
		Stride length (m)										
		Stride duration (s)										
		Stride efficiency (%)										
		Stride count										

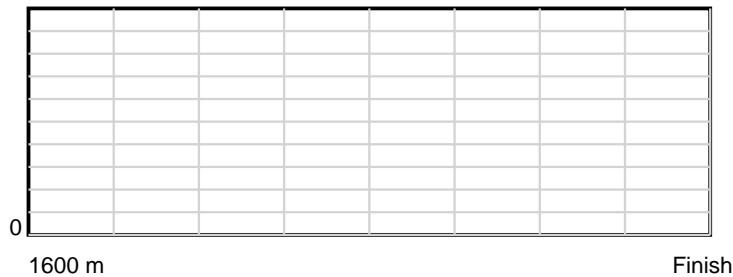
10 m Stride length



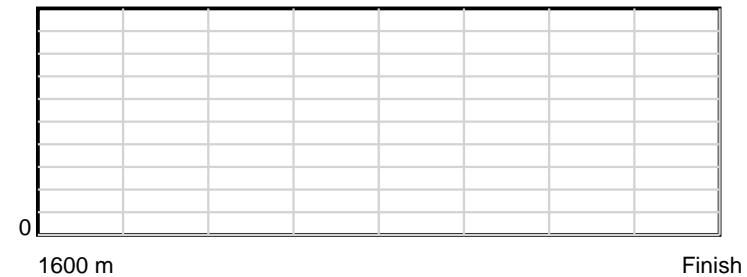
0.6 s Stride duration



20 m/sec Speed



100 % Stride efficiency



Note: Horizontal distance axis grid lines are 200m furlongs.

Disclaimer.

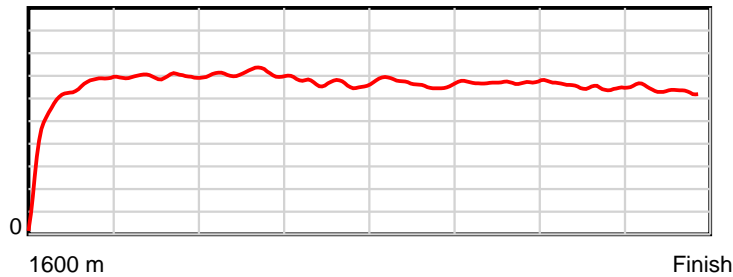
Tasracing Pty Ltd and Thoroughbred Ratings Pty Ltd accepts no responsibility for the completeness or accuracy of any of the information contained herein, and makes no representations about its suitability for any particular purpose. Users should make their own judgements about those matters and/or seek independent advice. You assume all risks associated with use of the data provided on this page.

Race Results

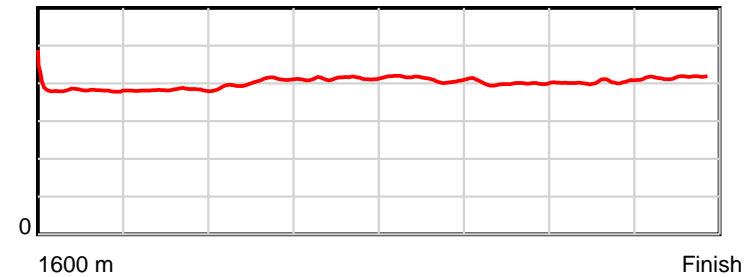
December 10, 2014, Race 2, MDN/CL1-SW, Distance 1600m, Mowbray - Offset 8m

Result	TAB no.	Horse (Barrier)	1600 to	1400m to	1200m to	1000m to	800m to	600m to	400m to	200m to	Total or	Margin
3rd	14	Pinjewel (1)	1400m	1200m	1000m	800m	600m	400m	200m	WP	Average	
		Position in running (margin)	-	6(0.5)	3(0.4)	1(0.0)	1(0.0)	1(0.0)	1(0.0)	1(0.0)		0.60
		Sectional time (s)	14.26	10.56	11.23	12.27	12.40	11.60	12.21	13.06		
		Cumulative time (s)	97.58	83.32	72.76	61.53	49.27	36.87	25.27	13.06	1:37.58	
		Speed (m/s)	14.03	18.94	17.81	16.30	16.13	17.24	16.38	15.31	16.40	
		Stride length (m)	5.43	7.24	7.14	6.72	6.65	6.91	6.59	6.36	6.58	
		Stride duration (s)	0.388	0.382	0.401	0.412	0.412	0.400	0.402	0.415	0.401	
		Stride efficiency (%)	46.00	81.82	79.62	70.61	69.07	74.52	67.80	63.25	67.69	
		Stride count	36.86	27.64	28.02	29.75	30.08	28.96	30.36	31.44	243.11	

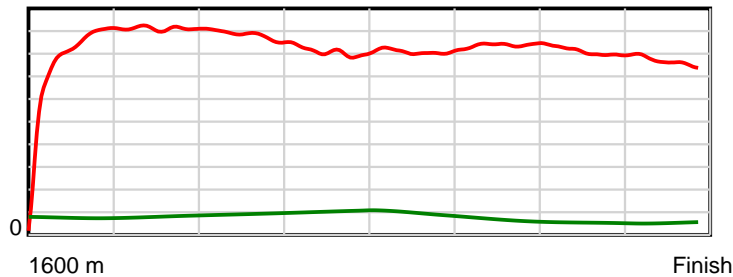
10 m Stride length



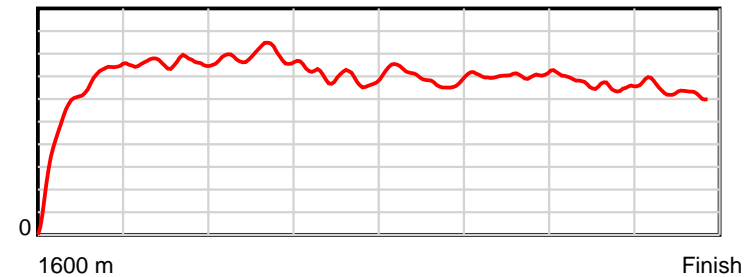
0.6 s Stride duration



20 m/sec Speed



100 % Stride efficiency



Note: Horizontal distance axis grid lines are 200m furlongs.

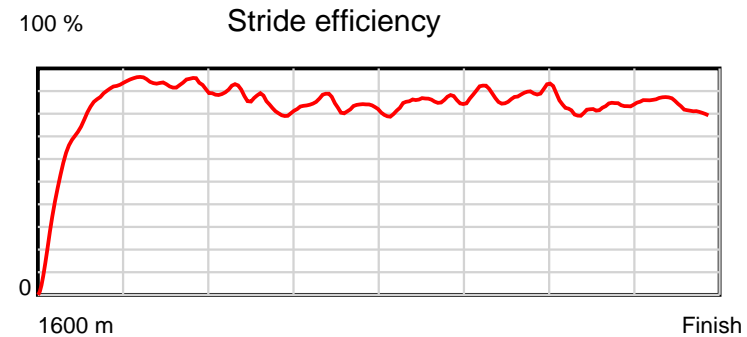
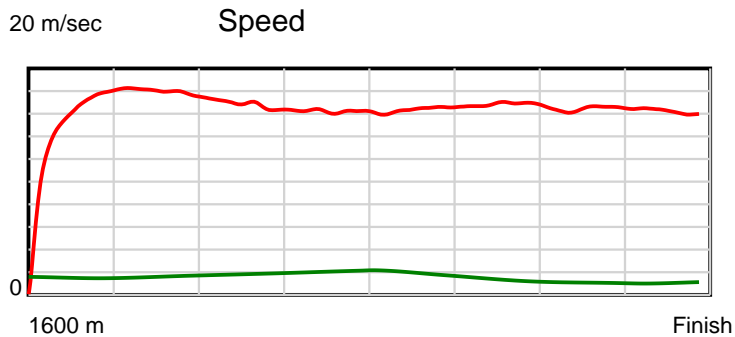
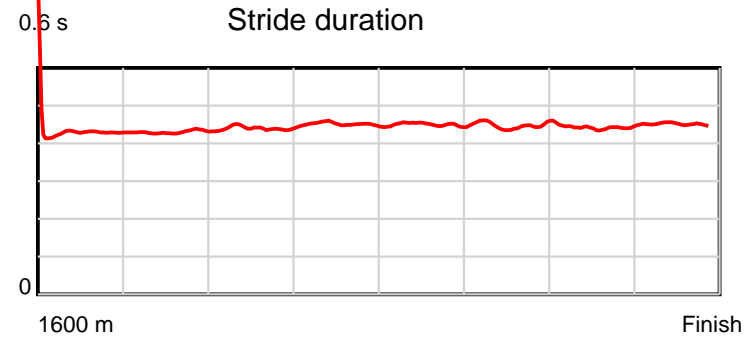
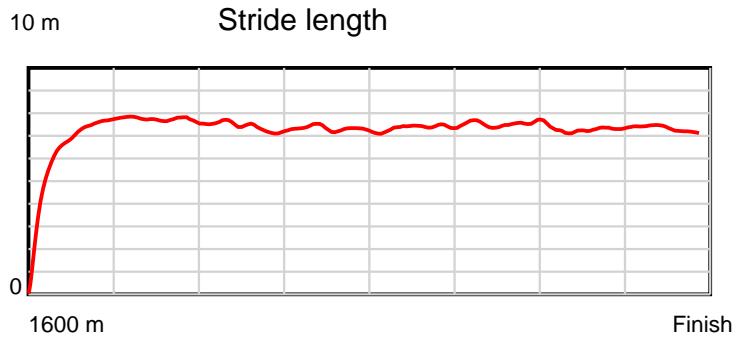
Disclaimer.

Tasracing Pty Ltd and Thoroughbred Ratings Pty Ltd accepts no responsibility for the completeness or accuracy of any of the information contained herein, and makes no representations about its suitability for any particular purpose. Users should make their own judgements about those matters and/or seek independent advice. You assume all risks associated with use of the data provided on this page.

Race Results

December 10, 2014, Race 2, MDN/CL1-SW, Distance 1600m, Mowbray - Offset 8m

Result	TAB no.	Horse (Barrier)	1600 to	1400m to	1200m to	1000m to	800m to	600m to	400m to	200m to	Total or	Margin
4th	13	Gwemrae (4)	1400m	1200m	1000m	800m	600m	400m	200m	WP	Average	
		Position in running (margin)	-	11(2.6)	9(3.6)	9(5.5)	8(4.8)	11(3.8)	11(4.3)	6(4.7)		1.60
		Sectional time (s)	14.80	10.74	11.60	12.15	12.24	11.67	12.28	12.28		
		Cumulative time (s)	97.76	82.96	72.22	60.62	48.47	36.23	24.56	12.28	1:37.76	
		Speed (m/s)	13.51	18.62	17.24	16.46	16.34	17.14	16.29	16.29	16.37	
		Stride length (m)	6.09	7.98	7.57	7.42	7.34	7.65	7.21	7.33	7.28	
		Stride duration (s)	0.446	0.429	0.439	0.451	0.449	0.446	0.443	0.450	0.445	
		Stride efficiency (%)	57.92	99.63	89.62	86.04	84.23	91.42	81.26	84.02	82.91	
		Stride count	32.85	25.05	26.41	26.95	27.24	26.15	27.74	27.27	219.66	



Note: Horizontal distance axis grid lines are 200m furlongs.

Disclaimer.

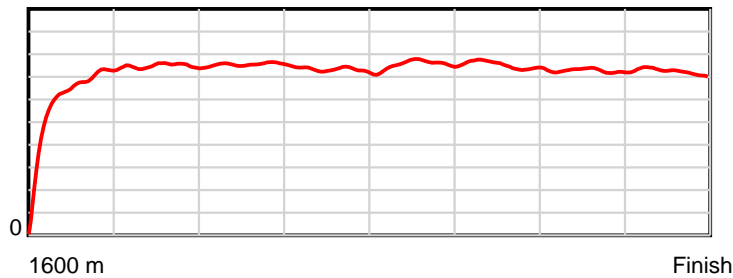
Tasracing Pty Ltd and Thoroughbred Ratings Pty Ltd accepts no responsibility for the completeness or accuracy of any of the information contained herein, and makes no representations about its suitability for any particular purpose. Users should make their own judgements about those matters and/or seek independent advice. You assume all risks associated with use of the data provided on this page.

Race Results

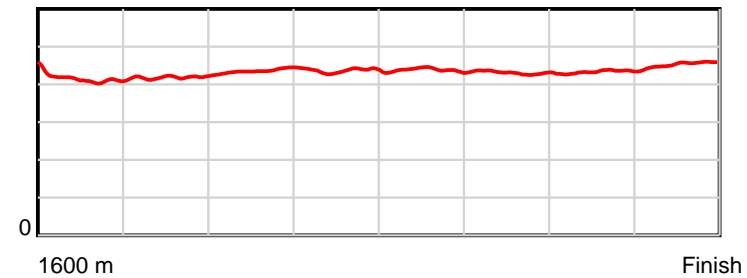
December 10, 2014, Race 2, MDN/CL1-SW, Distance 1600m, Mowbray - Offset 8m

Result	TAB no.	Horse (Barrier)	1600 to	1400m to	1200m to	1000m to	800m to	600m to	400m to	200m to	Total or	Margin
5th	1	Our Mummy's Bo... (8)	1400m	1200m	1000m	800m	600m	400m	200m	WP	Average	
		Position in running (margin)	-	13(5.3)	13(7.3)	13(8.8)	12(6.7)	9(3.6)	6(2.7)	4(3.5)		1.70
		Sectional time (s)	15.25	10.91	11.55	11.91	11.88	11.45	12.34	12.48		
		Cumulative time (s)	97.78	82.53	71.61	60.06	48.16	36.27	24.82	12.48	1:37.78	
		Speed (m/s)	13.11	18.33	17.32	16.79	16.84	17.47	16.21	16.03	16.36	
		Stride length (m)	5.44	7.67	7.55	7.35	7.35	7.53	7.02	7.28	7.07	
		Stride duration (s)	0.420	0.418	0.436	0.437	0.437	0.431	0.433	0.454	0.432	
		Stride efficiency (%)	46.29	91.89	89.05	84.32	84.48	88.51	76.91	82.84	78.11	
		Stride count	36.75	26.08	26.49	27.23	27.20	26.57	28.51	27.47	226.30	

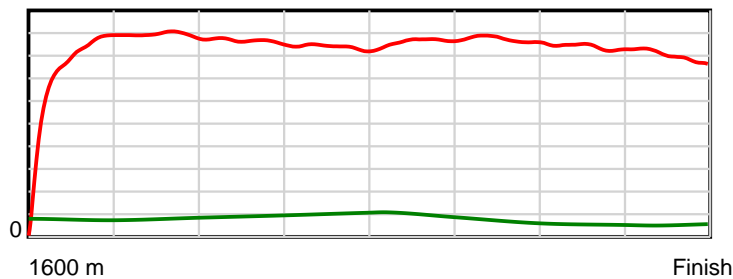
10 m Stride length



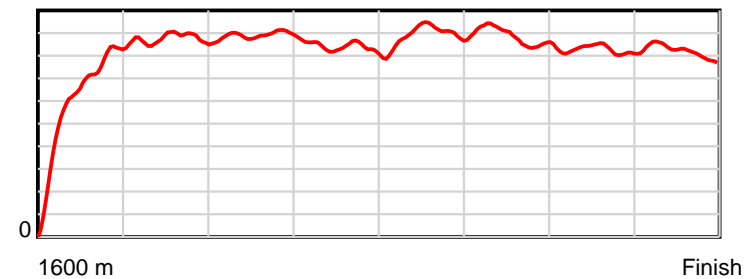
0.6 s Stride duration



20 m/sec Speed



100 % Stride efficiency



Note: Horizontal distance axis grid lines are 200m furlongs.

Disclaimer.

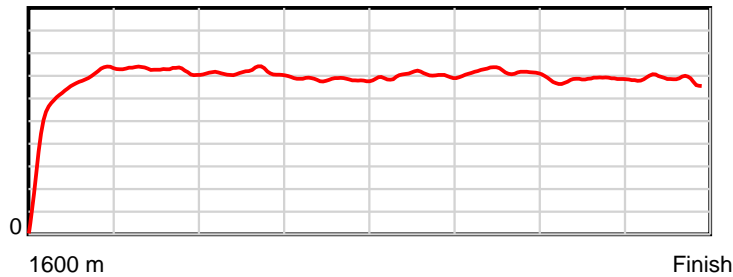
Tasracing Pty Ltd and Thoroughbred Ratings Pty Ltd accepts no responsibility for the completeness or accuracy of any of the information contained herein, and makes no representations about its suitability for any particular purpose. Users should make their own judgements about those matters and/or seek independent advice. You assume all risks associated with use of the data provided on this page.

Race Results

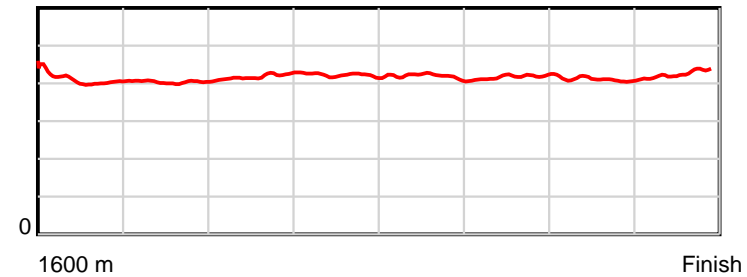
December 10, 2014, Race 2, MDN/CL1-SW, Distance 1600m, Mowbray - Offset 8m

Result	TAB no.	Horse (Barrier)	1600 to	1400m to	1200m to	1000m to	800m to	600m to	400m to	200m to	Total or	Margin
6th	7	Miss Holyfield (6)	1400m	1200m	1000m	800m	600m	400m	200m	WP	Average	
		Position in running (margin)	-	12(3.9)	12(5.3)	12(7.1)	11(6.6)	10(3.7)	5(2.6)	3(2.6)		1.90
		Sectional time (s)	15.06	10.81	11.60	12.19	11.91	11.41	12.22	12.62		
		Cumulative time (s)	97.82	82.76	71.95	60.34	48.16	36.25	24.84	12.62	1:37.81	
		Speed (m/s)	13.28	18.50	17.24	16.41	16.79	17.53	16.37	15.85	16.36	
		Stride length (m)	5.57	7.46	7.19	6.93	7.04	7.29	6.74	6.72	6.82	
		Stride duration (s)	0.414	0.403	0.417	0.422	0.419	0.416	0.412	0.424	0.417	
		Stride efficiency (%)	48.49	86.91	80.84	75.15	77.43	82.93	70.94	70.63	72.65	
		Stride count	35.90	26.82	27.81	28.84	28.41	27.45	29.68	29.75	234.66	

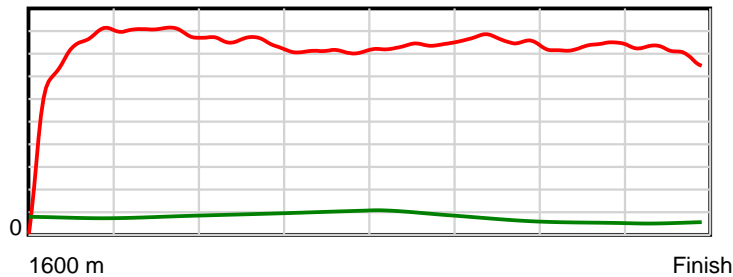
10 m Stride length



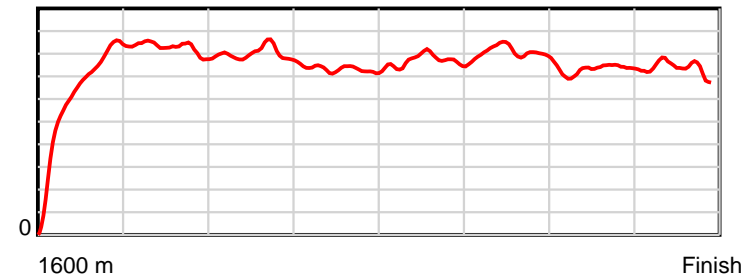
0.6 s Stride duration



20 m/sec Speed



100 % Stride efficiency



Note: Horizontal distance axis grid lines are 200m furlongs.

Disclaimer.

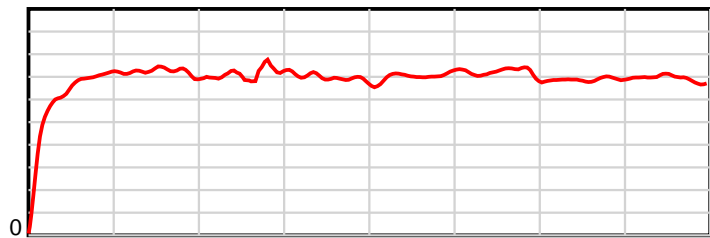
Tasracing Pty Ltd and Thoroughbred Ratings Pty Ltd accepts no responsibility for the completeness or accuracy of any of the information contained herein, and makes no representations about its suitability for any particular purpose. Users should make their own judgements about those matters and/or seek independent advice. You assume all risks associated with use of the data provided on this page.

Race Results

December 10, 2014, Race 2, MDN/CL1-SW, Distance 1600m, Mowbray - Offset 8m

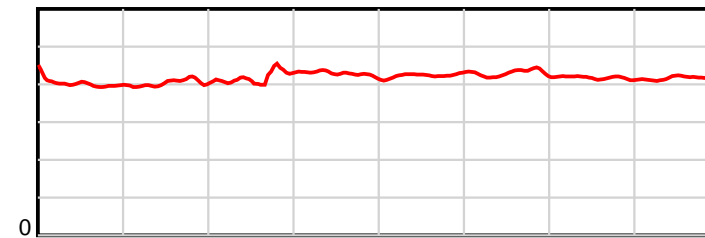
Result	TAB no.	Horse (Barrier)	1600 to	1400m to	1200m to	1000m to	800m to	600m to	400m to	200m to	Total or	Margin
7th	4	Frogmoor Louie (7)	1400m	1200m	1000m	800m	600m	400m	200m	WP	Average	
		Position in running (margin)	-	4(0.2)	6(2.5)	7(4.8)	9(4.9)	6(3.0)	12(4.8)	8(5.8)		2.10
		Sectional time (s)	14.48	10.97	11.67	12.29	12.08	11.91	12.38	12.09		
		Cumulative time (s)	97.86	83.38	72.42	60.75	48.46	36.38	24.47	12.09	1:37.86	
		Speed (m/s)	13.82	18.23	17.14	16.27	16.56	16.79	16.16	16.54	16.35	
		Stride length (m)	5.68	7.36	6.79	6.97	7.01	7.21	6.74	6.91	6.80	
		Stride duration (s)	0.406	0.403	0.396	0.428	0.423	0.429	0.417	0.418	0.416	
		Stride efficiency (%)	50.50	84.54	72.05	75.93	76.77	81.29	71.07	74.52	72.20	
		Stride count	35.18	27.19	29.45	28.69	28.53	27.73	29.66	28.96	235.39	

10 m Stride length



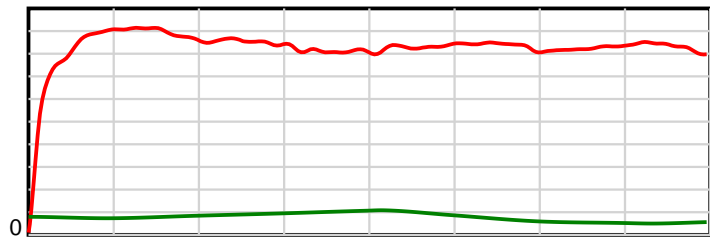
1600 m Finish

0.6 s Stride duration



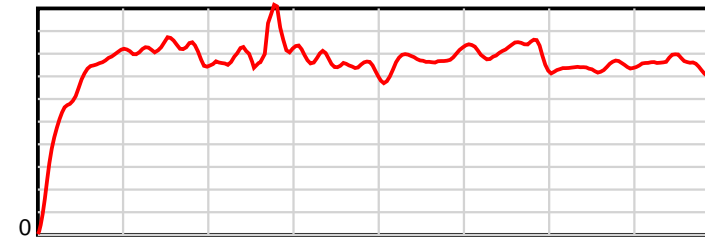
1600 m Finish

20 m/sec Speed



1600 m Finish

100 % Stride efficiency



1600 m Finish

Note: Horizontal distance axis grid lines are 200m furlongs.

Disclaimer.

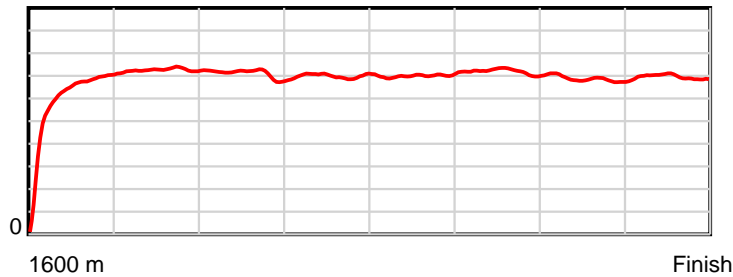
Tasracing Pty Ltd and Thoroughbred Ratings Pty Ltd accepts no responsibility for the completeness or accuracy of any of the information contained herein, and makes no representations about its suitability for any particular purpose. Users should make their own judgements about those matters and/or seek independent advice. You assume all risks associated with use of the data provided on this page.

Race Results

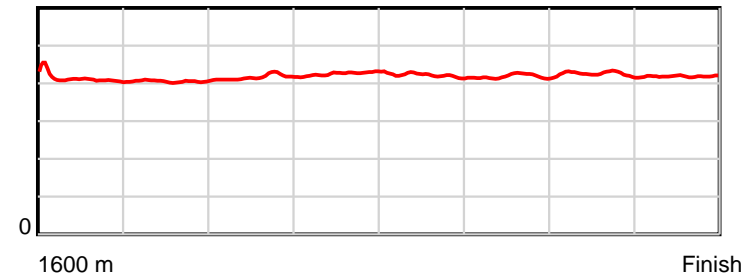
December 10, 2014, Race 2, MDN/CL1-SW, Distance 1600m, Mowbray - Offset 8m

Result	TAB no.	Horse (Barrier)	1600 to	1400m to	1200m to	1000m to	800m to	600m to	400m to	200m to	Total or	Margin
8th	5	Geegee Pretty ... (10)	1400m	1200m	1000m	800m	600m	400m	200m	WP	Average	
		Position in running (margin)	-	9(2.5)	11(4.2)	10(6.8)	10(6.3)	12(4.8)	9(3.8)	11(6.4)		2.20
		Sectional time (s)	14.70	10.85	11.73	12.17	12.15	11.44	12.65	12.17		
		Cumulative time (s)	97.87	83.17	72.32	60.58	48.41	36.26	24.82	12.17	1:37.87	
		Speed (m/s)	13.60	18.43	17.05	16.43	16.46	17.48	15.81	16.43	16.35	
		Stride length (m)	5.58	7.48	7.10	6.99	6.93	7.30	6.72	6.87	6.82	
		Stride duration (s)	0.408	0.406	0.416	0.425	0.421	0.418	0.425	0.418	0.417	
		Stride efficiency (%)	48.60	87.35	78.68	76.41	75.00	83.32	70.63	73.80	72.74	
		Stride count	35.86	26.75	28.19	28.60	28.87	27.39	29.75	29.10	234.51	

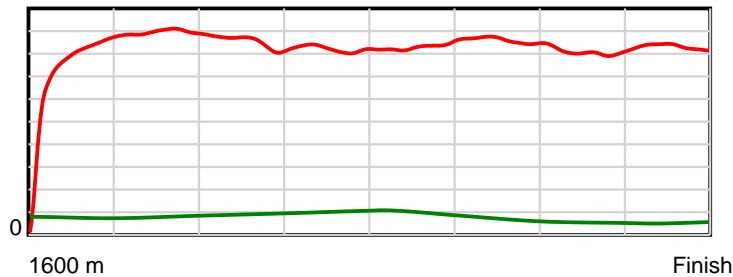
10 m Stride length



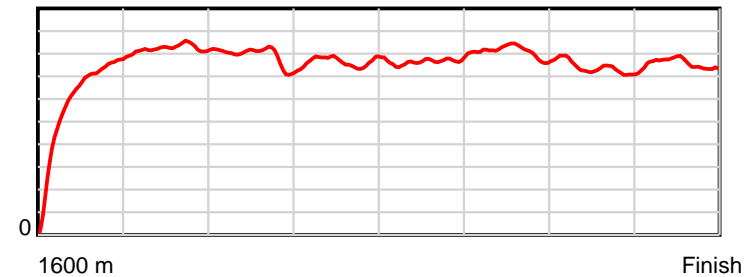
0.6 s Stride duration



20 m/sec Speed



100 % Stride efficiency



Note: Horizontal distance axis grid lines are 200m furlongs.

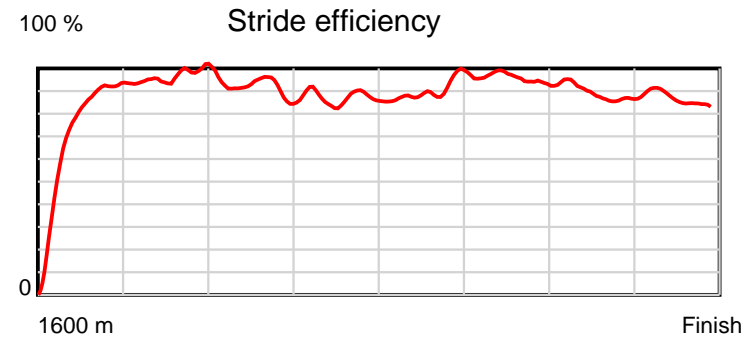
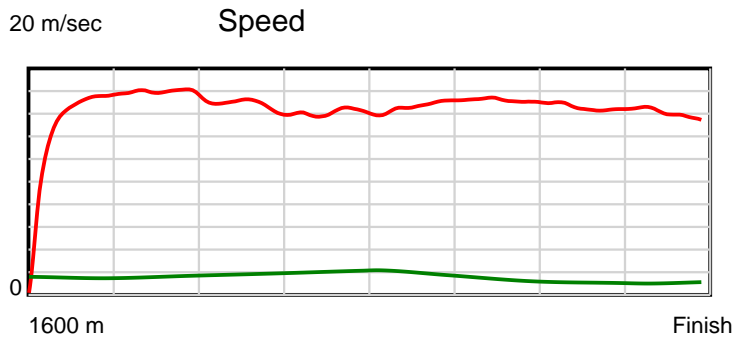
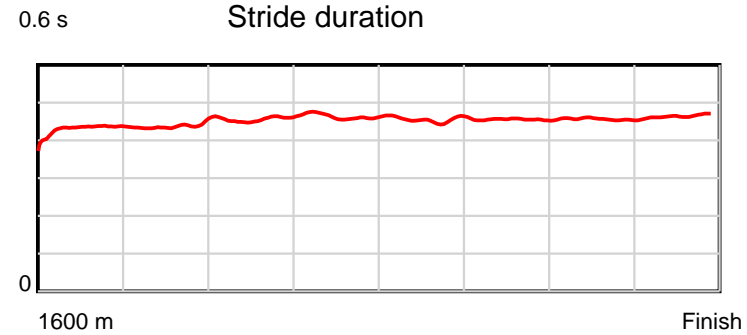
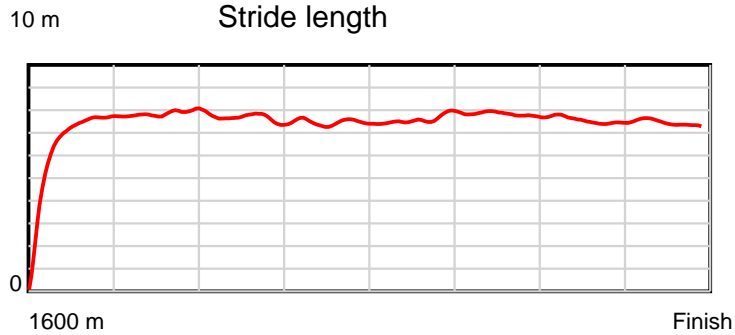
Disclaimer.

Tasracing Pty Ltd and Thoroughbred Ratings Pty Ltd accepts no responsibility for the completeness or accuracy of any of the information contained herein, and makes no representations about its suitability for any particular purpose. Users should make their own judgements about those matters and/or seek independent advice. You assume all risks associated with use of the data provided on this page.

Race Results

December 10, 2014, Race 2, MDN/CL1-SW, Distance 1600m, Mowbray - Offset 8m

Result	TAB no.	Horse (Barrier)	1600 to	1400m to	1200m to	1000m to	800m to	600m to	400m to	200m to	Total or	Margin
9th	2	All Wrapped Up (11)	1400m	1200m	1000m	800m	600m	400m	200m	WP	Average	
		Position in running (margin)	-	7(1.7)	10(3.7)	11(7.1)	13(7.9)	13(6.1)	13(5.5)	7(4.8)		4.50
		Sectional time (s)	14.97	10.91	11.86	12.40	12.10	11.49	12.10	12.46		
		Cumulative time (s)	98.30	83.33	72.41	60.55	48.15	36.05	24.56	12.46	1:38.29	
		Speed (m/s)	13.36	18.33	16.86	16.13	16.53	17.41	16.53	16.05	16.28	
		Stride length (m)	5.77	8.00	7.70	7.47	7.54	7.92	7.54	7.46	7.35	
		Stride duration (s)	0.417	0.436	0.456	0.463	0.456	0.455	0.456	0.465	0.452	
		Stride efficiency (%)	52.00	99.93	92.58	87.13	88.91	98.04	88.81	86.92	84.53	
		Stride count	34.67	25.01	25.98	26.78	26.51	25.25	26.53	26.82	217.55	



Note: Horizontal distance axis grid lines are 200m furlongs.

Disclaimer.

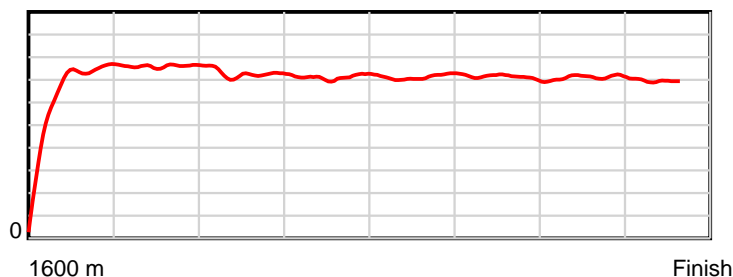
Tasracing Pty Ltd and Thoroughbred Ratings Pty Ltd accepts no responsibility for the completeness or accuracy of any of the information contained herein, and makes no representations about its suitability for any particular purpose. Users should make their own judgements about those matters and/or seek independent advice. You assume all risks associated with use of the data provided on this page.

Race Results

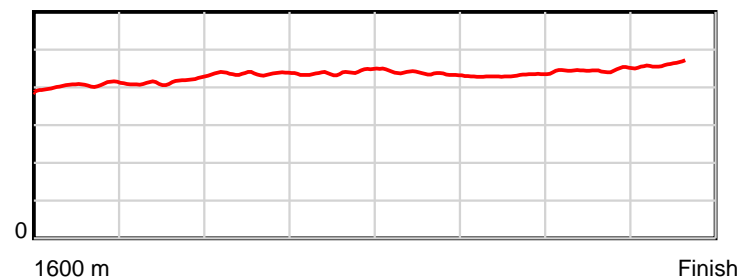
December 10, 2014, Race 2, MDN/CL1-SW, Distance 1600m, Mowbray - Offset 8m

Result	TAB no.	Horse (Barrier)	1600 to	1400m to	1200m to	1000m to	800m to	600m to	400m to	200m to	Total or	Margin
10th	8	Must Confess (3)	1400m	1200m	1000m	800m	600m	400m	200m	WP	Average	
		Position in running (margin)	-	1(0.0)	1(0.0)	3(3.1)	2(2.0)	2(1.4)	2(1.9)	5(4.3)		7.50
		Sectional time (s)	14.57	10.58	11.81	12.07	12.30	11.69	12.60	13.23		
		Cumulative time (s)	98.86	84.29	73.70	61.89	49.82	37.52	25.83	13.23	1:38.86	
		Speed (m/s)	13.73	18.90	16.93	16.57	16.26	17.11	15.87	15.12	16.18	
		Stride length (m)	5.56	7.77	7.34	7.22	7.19	7.36	6.99	6.92	6.98	
		Stride duration (s)	0.397	0.411	0.433	0.436	0.442	0.430	0.441	0.458	0.432	
		Stride efficiency (%)	48.37	94.41	84.16	81.51	80.71	84.69	76.42	74.94	76.22	
		Stride count	35.95	25.73	27.25	27.69	27.83	27.17	28.60	28.88	229.10	

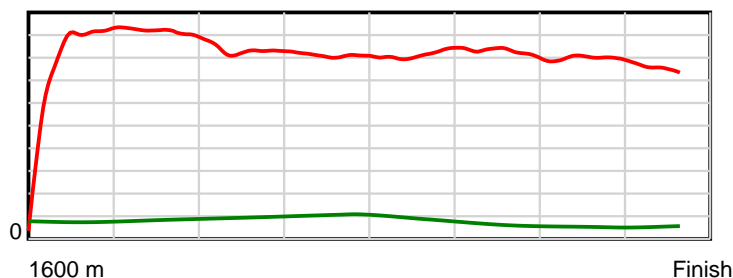
10 m Stride length



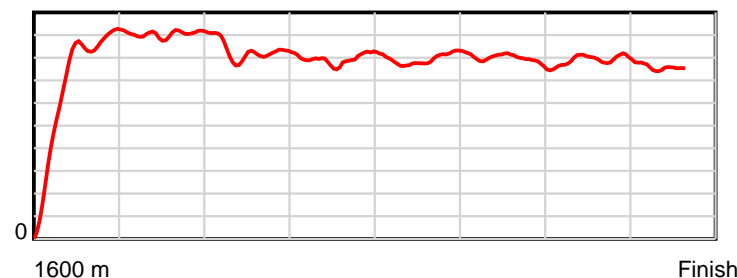
0.6 s Stride duration



20 m/sec Speed



100 % Stride efficiency



Note: Horizontal distance axis grid lines are 200m furlongs.

Disclaimer.

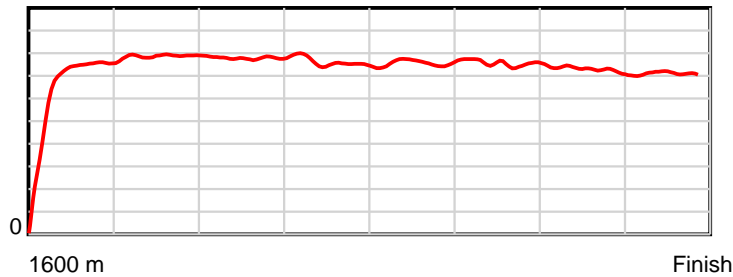
Tasracing Pty Ltd and Thoroughbred Ratings Pty Ltd accepts no responsibility for the completeness or accuracy of any of the information contained herein, and makes no representations about its suitability for any particular purpose. Users should make their own judgements about those matters and/or seek independent advice. You assume all risks associated with use of the data provided on this page.

Race Results

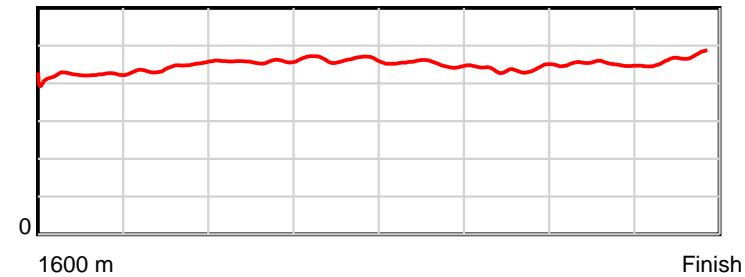
December 10, 2014, Race 2, MDN/CL1-SW, Distance 1600m, Mowbray - Offset 8m

Result	TAB no.	Horse (Barrier)	1600 to	1400m to	1200m to	1000m to	800m to	600m to	400m to	200m to	Total or	Margin
11th	6	Give Me a Tip (14)	1400m	1200m	1000m	800m	600m	400m	200m	WP	Average	
		Position in running (margin)	-	8(1.7)	7(3.0)	8(4.8)	7(4.0)	8(3.2)	7(2.8)	10(5.9)		7.80
		Sectional time (s)	14.80	10.79	11.59	12.13	12.27	11.53	12.73	13.08		
		Cumulative time (s)	98.92	84.12	73.33	61.74	49.60	37.34	25.81	13.08	1:38.92	
		Speed (m/s)	13.52	18.54	17.26	16.49	16.30	17.35	15.71	15.29	16.18	
		Stride length (m)	5.83	8.12	7.90	7.66	7.39	7.59	7.09	7.11	7.27	
		Stride duration (s)	0.422	0.438	0.458	0.465	0.453	0.438	0.452	0.465	0.449	
		Stride efficiency (%)	53.15	102.96	97.44	91.67	85.23	90.04	78.64	78.94	82.56	
		Stride count	34.29	24.64	25.33	26.11	27.08	26.35	28.19	28.14	220.13	

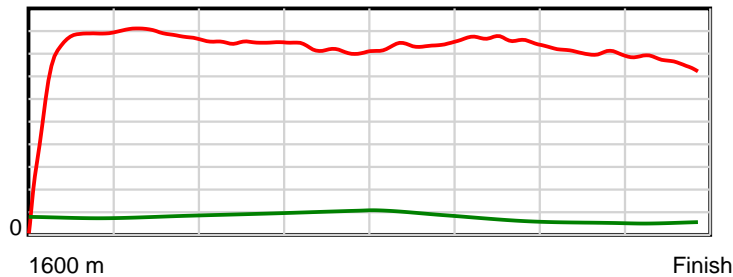
10 m Stride length



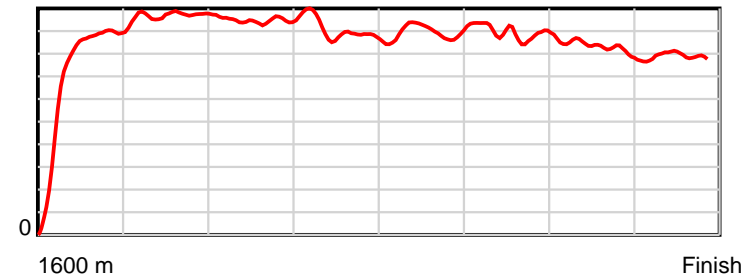
0.6 s Stride duration



20 m/sec Speed



100 % Stride efficiency



Note: Horizontal distance axis grid lines are 200m furlongs.

Disclaimer.

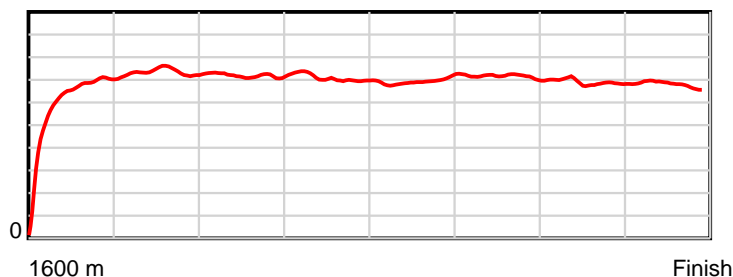
Tasracing Pty Ltd and Thoroughbred Ratings Pty Ltd accepts no responsibility for the completeness or accuracy of any of the information contained herein, and makes no representations about its suitability for any particular purpose. Users should make their own judgements about those matters and/or seek independent advice. You assume all risks associated with use of the data provided on this page.

Race Results

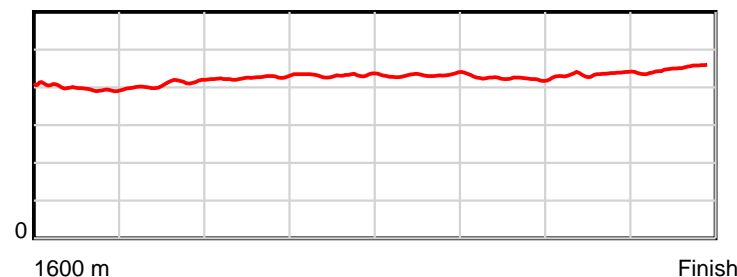
December 10, 2014, Race 2, MDN/CL1-SW, Distance 1600m, Mowbray - Offset 8m

Result	TAB no.	Horse (Barrier)	1600 to	1400m to	1200m to	1000m to	800m to	600m to	400m to	200m to	Total or	Margin
12th	9	Northern Lady (12)	1400m	1200m	1000m	800m	600m	400m	200m	WP	Average	
		Position in running (margin)	-	3(0.2)	4(1.6)	4(4.2)	6(3.1)	7(3.1)	8(3.6)	9(5.9)		8.80
		Sectional time (s)	14.53	10.82	11.72	12.09	12.40	11.68	12.59	13.28		
		Cumulative time (s)	99.11	84.58	73.75	62.04	49.95	37.55	25.87	13.28	1:39.11	
		Speed (m/s)	13.77	18.48	17.06	16.54	16.13	17.12	15.89	15.06	16.14	
		Stride length (m)	5.58	7.55	7.26	7.15	6.97	7.26	6.87	6.77	6.87	
		Stride duration (s)	0.399	0.409	0.425	0.432	0.432	0.424	0.433	0.450	0.426	
		Stride efficiency (%)	48.62	89.10	82.32	79.82	76.00	82.30	73.83	71.73	73.85	
		Stride count	35.86	26.49	27.56	27.98	28.68	27.56	29.10	29.52	232.75	

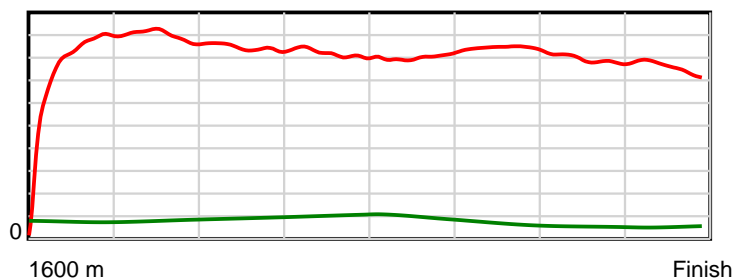
10 m Stride length



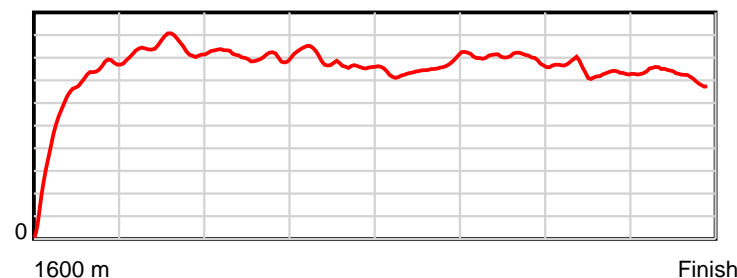
0.6 s Stride duration



20 m/sec Speed



100 % Stride efficiency



Note: Horizontal distance axis grid lines are 200m furlongs.

Disclaimer.

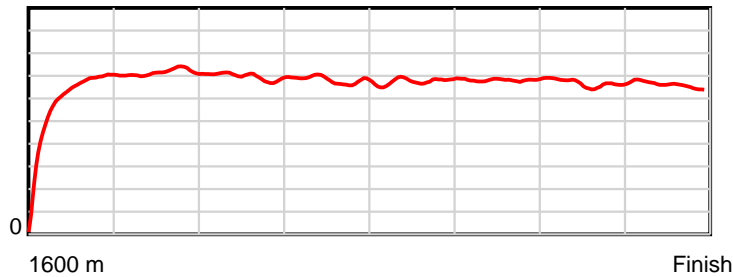
Tasracing Pty Ltd and Thoroughbred Ratings Pty Ltd accepts no responsibility for the completeness or accuracy of any of the information contained herein, and makes no representations about its suitability for any particular purpose. Users should make their own judgements about those matters and/or seek independent advice. You assume all risks associated with use of the data provided on this page.

Race Results

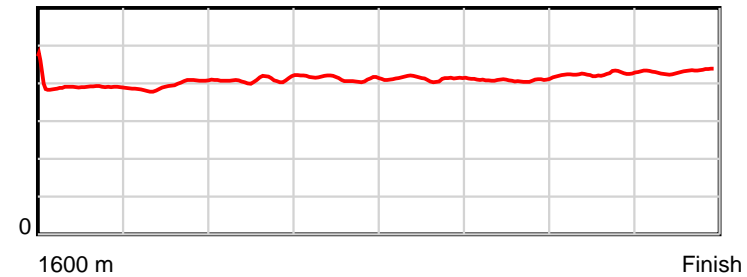
December 10, 2014, Race 2, MDN/CL1-SW, Distance 1600m, Mowbray - Offset 8m

Result	TAB no.	Horse (Barrier)	1600 to	1400m to	1200m to	1000m to	800m to	600m to	400m to	200m to	Total or	Margin
13th	12	Young Robin (9)	1400m	1200m	1000m	800m	600m	400m	200m	WP	Average	
		Position in running (margin)	-	5(0.5)	5(2.2)	6(4.6)	5(2.7)	4(1.7)	10(3.9)	13(8.5)		9.60
		Sectional time (s)	14.60	10.86	11.70	11.94	12.23	11.97	12.98	12.99		
		Cumulative time (s)	99.26	84.66	73.80	62.10	50.16	37.93	25.97	12.99	1:39.26	
		Speed (m/s)	13.70	18.42	17.09	16.75	16.35	16.71	15.41	15.40	16.12	
		Stride length (m)	5.51	7.26	6.99	6.92	6.73	6.82	6.53	6.66	6.64	
		Stride duration (s)	0.396	0.395	0.409	0.413	0.412	0.408	0.424	0.432	0.412	
		Stride efficiency (%)	47.48	82.46	76.38	74.73	70.88	72.67	66.65	69.24	68.85	
		Stride count	36.28	27.53	28.61	28.92	29.70	29.33	30.63	30.05	241.05	

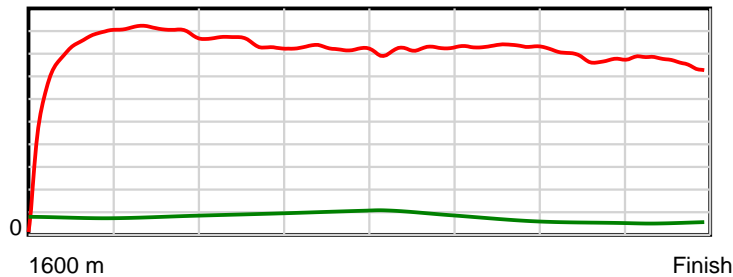
10 m Stride length



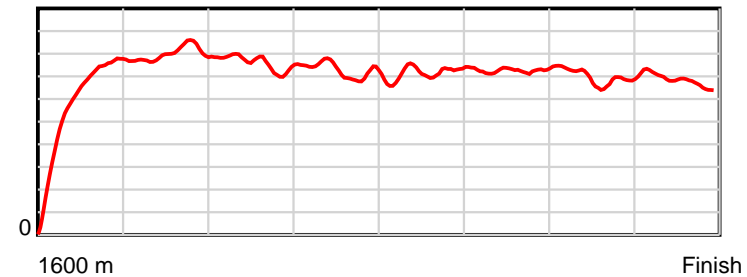
0.6 s Stride duration



20 m/sec Speed



100 % Stride efficiency



Note: Horizontal distance axis grid lines are 200m furlongs.

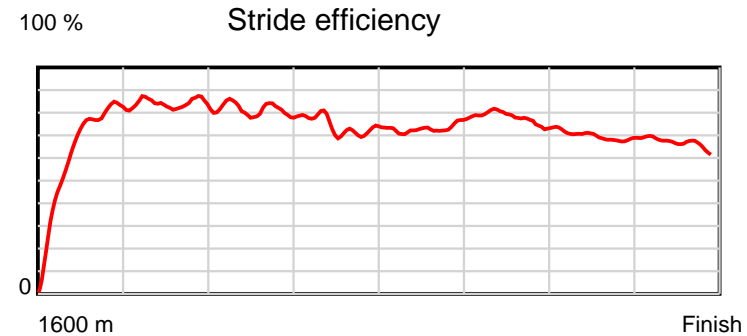
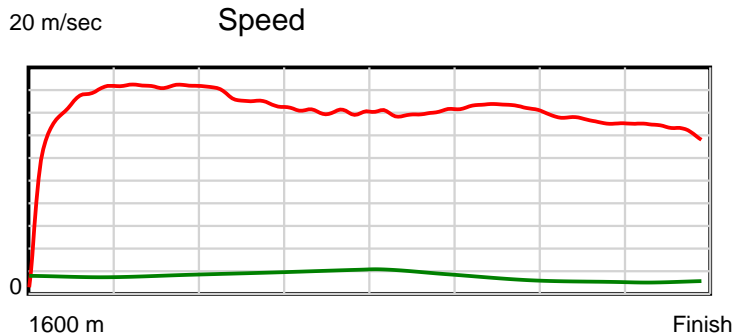
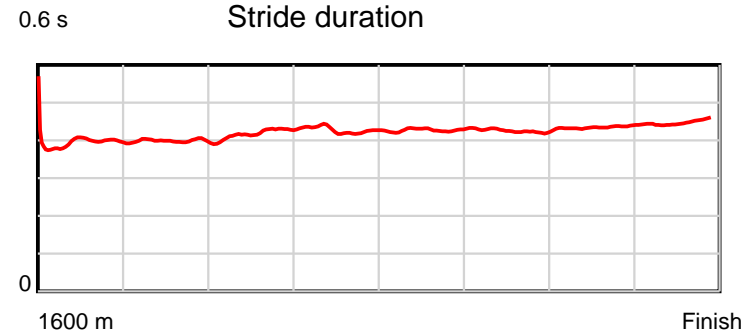
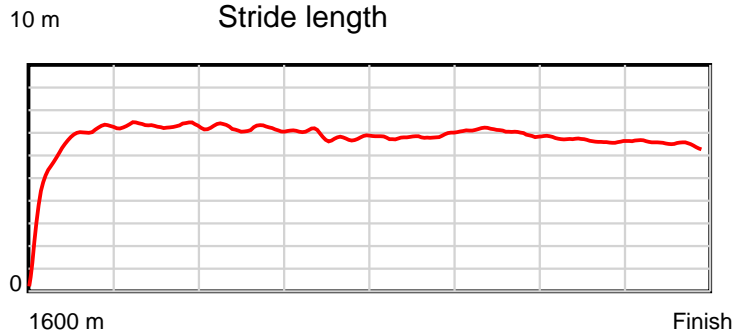
Disclaimer.

Tasracing Pty Ltd and Thoroughbred Ratings Pty Ltd accepts no responsibility for the completeness or accuracy of any of the information contained herein, and makes no representations about its suitability for any particular purpose. Users should make their own judgements about those matters and/or seek independent advice. You assume all risks associated with use of the data provided on this page.

Race Results

December 10, 2014, Race 2, MDN/CL1-SW, Distance 1600m, Mowbray - Offset 8m

Result	TAB no.	Horse (Barrier)	1600 to	1400m to	1200m to	1000m to	800m to	600m to	400m to	200m to	Total or	Margin
14th	10	Sapphire Storm (2)	1400m	1200m	1000m	800m	600m	400m	200m	WP	Average	
		Position in running (margin)	-	2(0.2)	2(0.3)	2(2.1)	3(2.4)	3(1.5)	4(2.6)	12(7.1)		12.10
		Sectional time (s)	14.55	10.61	11.59	12.31	12.26	11.77	12.97	13.67		
		Cumulative time (s)	99.73	85.18	74.57	62.98	50.67	38.41	26.64	13.67	1:39.73	
		Speed (m/s)	13.74	18.85	17.26	16.25	16.31	16.99	15.42	14.63	16.04	
		Stride length (m)	5.56	7.51	7.20	6.95	6.96	7.23	6.69	6.55	6.78	
		Stride duration (s)	0.394	0.398	0.417	0.428	0.426	0.425	0.434	0.448	0.423	
		Stride efficiency (%)	48.24	88.15	80.98	75.44	75.64	81.63	69.95	67.10	71.81	
		Stride count	36.00	26.63	27.78	28.78	28.75	27.67	29.89	30.52	236.02	



Note: Horizontal distance axis grid lines are 200m furlongs.

Disclaimer.

Tasracing Pty Ltd and Thoroughbred Ratings Pty Ltd accepts no responsibility for the completeness or accuracy of any of the information contained herein, and makes no representations about its suitability for any particular purpose. Users should make their own judgements about those matters and/or seek independent advice. You assume all risks associated with use of the data provided on this page.