



Race Results

Tasmanian Turf Club, Launceston, December 10, 2014

Compilation date: December 11, 2014, 2:58:51 PM (EST)

Copyright © 2014 Tasracing Pty Ltd. All rights reserved.

Trademarks.

StrideMASTER is a registered trademark of Thoroughbred Ratings Pty Ltd.

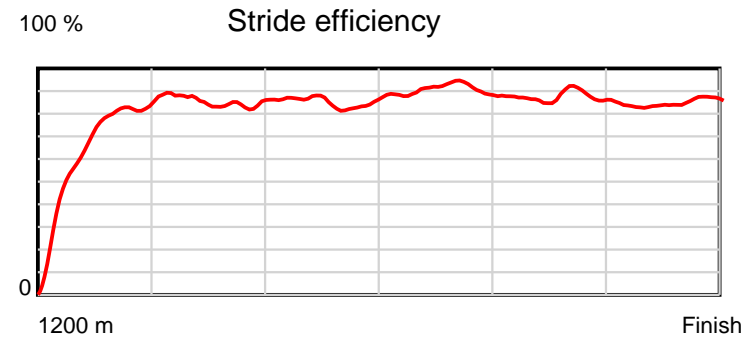
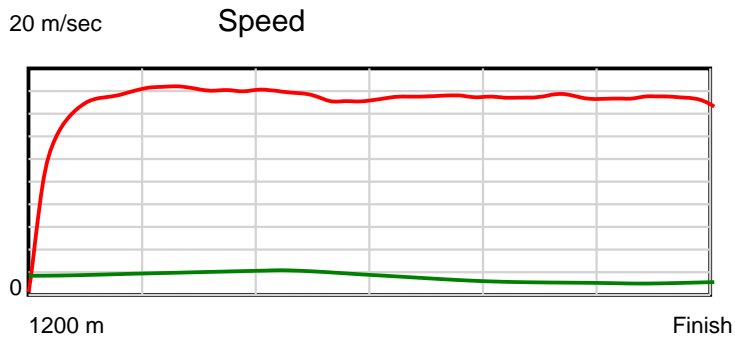
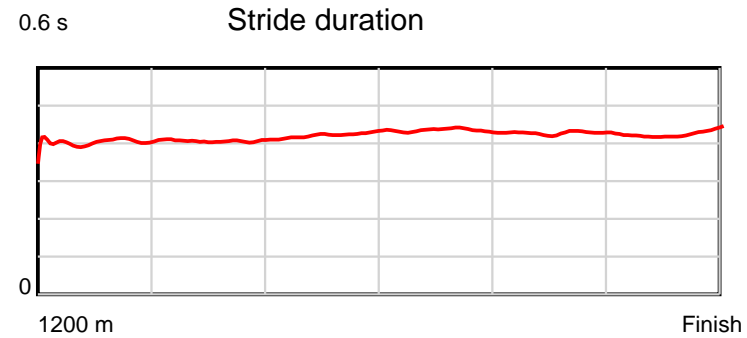
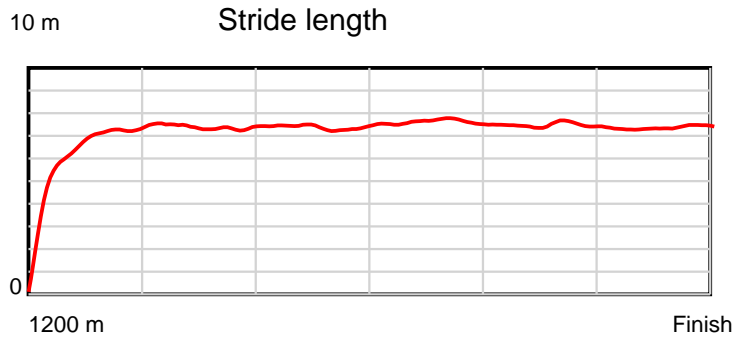
Disclaimer.

Tasracing Pty Ltd and Thoroughbred Ratings Pty Ltd accepts no responsibility for the completeness or accuracy of any of the information contained herein, and makes no representations about its suitability for any particular purpose. Users should make their own judgements about those matters and/or seek independent advice. You assume all risks associated with use of the data provided on this page.

Race Results

December 10, 2014, Race 3, MDN-SW, Distance 1200m, Mowbray - Offset 8m

Result	TAB no.	Horse (Barrier)	1200 to	1000m to	800m to	600m to	400m to	200m to	Total or	Margin
1st	2	Kool Kash (1)	1000m	800m	600m	400m	200m	WP	Average	
		Position in running (margin)	-	3(0.0)	3(0.0)	2(0.0)	6(0.0)	4(0.0)		0.00
		Sectional time (s)	14.10	10.97	11.98	11.74	11.70	11.70		
		Cumulative time (s)	72.19	58.09	47.12	35.13	23.40	11.70	1:12.18	
		Speed (m/s)	14.18	18.23	16.69	17.04	17.09	17.09	16.62	
		Stride length (m)	5.73	7.40	7.06	7.39	7.30	7.30	6.97	
		Stride duration (s)	0.404	0.406	0.423	0.434	0.427	0.427	0.419	
		Stride efficiency (%)	51.38	85.59	77.95	85.26	83.31	83.16	75.97	
		Stride count	34.88	27.02	28.32	27.08	27.39	27.42	172.11	



Note: Horizontal distance axis grid lines are 200m furlongs.

Disclaimer.

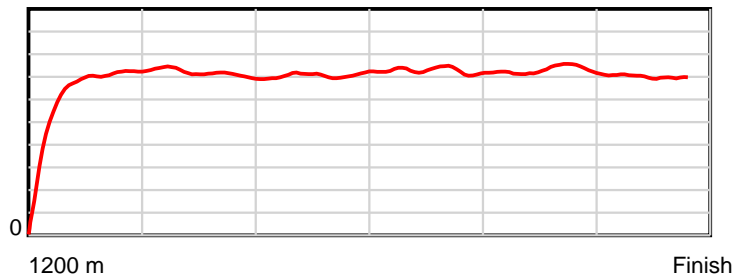
Tasracing Pty Ltd and Thoroughbred Ratings Pty Ltd accepts no responsibility for the completeness or accuracy of any of the information contained herein, and makes no representations about its suitability for any particular purpose. Users should make their own judgements about those matters and/or seek independent advice. You assume all risks associated with use of the data provided on this page.

Race Results

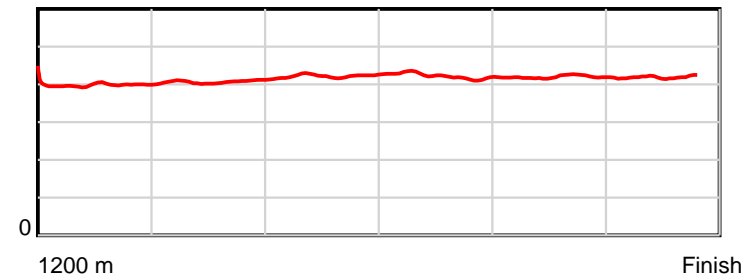
December 10, 2014, Race 3, MDN-SW, Distance 1200m, Mowbray - Offset 8m

Result	TAB no.	Horse (Barrier)	1200 to	1000m to	800m to	600m to	400m to	200m to	Total or	Margin
2nd	8	Liberty Height... (3)	1000m	800m	600m	400m	200m	WP	Average	
		Position in running (margin)	-	7(0.0)	6(0.0)	4(0.0)	2(0.0)	2(0.0)		0.80
		Sectional time (s)	14.61	10.88	11.69	11.42	11.78	11.96		
		Cumulative time (s)	72.33	57.72	46.85	35.15	23.74	11.96	1:12.32	
		Speed (m/s)	13.68	18.38	17.11	17.51	16.98	16.72	16.59	
		Stride length (m)	5.54	7.45	7.19	7.40	7.12	7.00	6.88	
		Stride duration (s)	0.399	0.405	0.420	0.423	0.419	0.419	0.415	
		Stride efficiency (%)	47.92	86.76	80.79	85.68	79.20	76.60	73.95	
		Stride count	36.12	26.84	27.81	27.01	28.09	28.57	174.44	

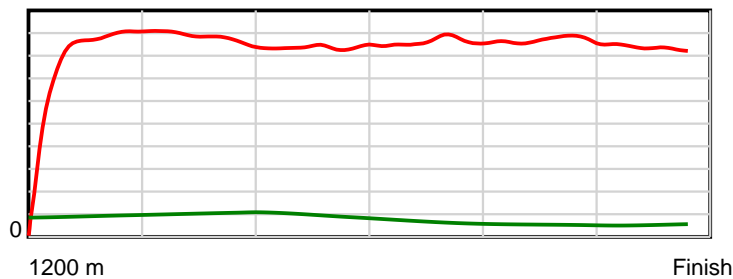
10 m Stride length



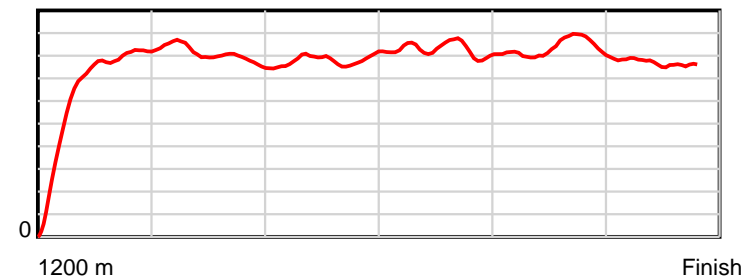
0.6 s Stride duration



20 m/sec Speed



100 % Stride efficiency



Note: Horizontal distance axis grid lines are 200m furlongs.

Disclaimer.

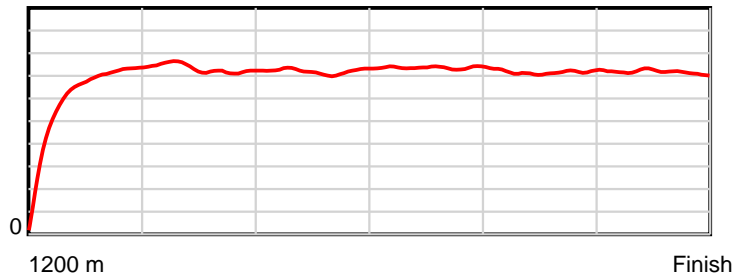
Tasracing Pty Ltd and Thoroughbred Ratings Pty Ltd accepts no responsibility for the completeness or accuracy of any of the information contained herein, and makes no representations about its suitability for any particular purpose. Users should make their own judgements about those matters and/or seek independent advice. You assume all risks associated with use of the data provided on this page.

Race Results

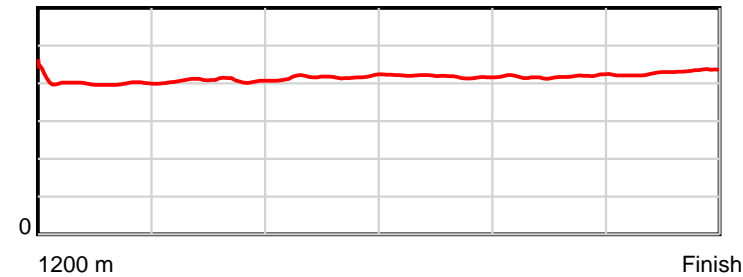
December 10, 2014, Race 3, MDN-SW, Distance 1200m, Mowbray - Offset 8m

Result	TAB no.	Horse (Barrier)	1200 to	1000m to	800m to	600m to	400m to	200m to	Total or	Margin
3rd	3	Mikaylas Raide... (7)	1000m	800m	600m	400m	200m	WP	Average	
		Position in running (margin)	-	4(0.0)	4(0.0)	3(0.0)	3(0.0)	5(0.0)		1.30
		Sectional time (s)	14.08	11.09	11.97	11.45	11.93	11.91		
		Cumulative time (s)	72.43	58.35	47.26	35.29	23.84	11.91	1:12.43	
		Speed (m/s)	14.21	18.03	16.71	17.47	16.76	16.79	16.57	
		Stride length (m)	5.71	7.34	6.97	7.30	7.00	7.23	6.87	
		Stride duration (s)	0.403	0.407	0.417	0.418	0.418	0.431	0.415	
		Stride efficiency (%)	50.89	84.14	75.85	83.26	76.59	81.77	73.78	
		Stride count	35.05	27.26	28.71	27.40	28.57	27.65	174.64	

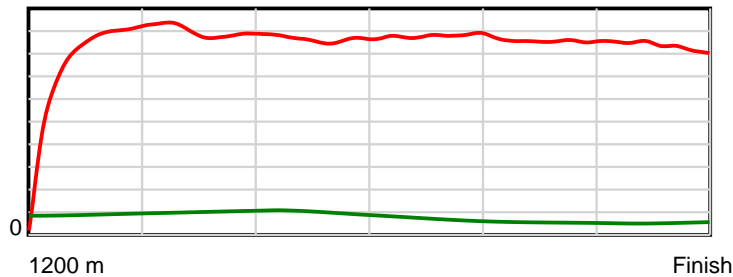
10 m Stride length



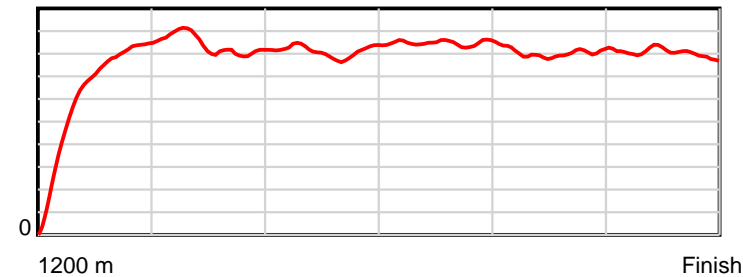
0.6 s Stride duration



20 m/sec Speed



100 % Stride efficiency



Note: Horizontal distance axis grid lines are 200m furlongs.

Disclaimer.

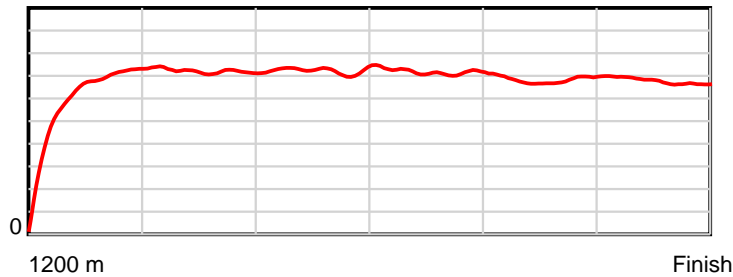
Tasracing Pty Ltd and Thoroughbred Ratings Pty Ltd accepts no responsibility for the completeness or accuracy of any of the information contained herein, and makes no representations about its suitability for any particular purpose. Users should make their own judgements about those matters and/or seek independent advice. You assume all risks associated with use of the data provided on this page.

Race Results

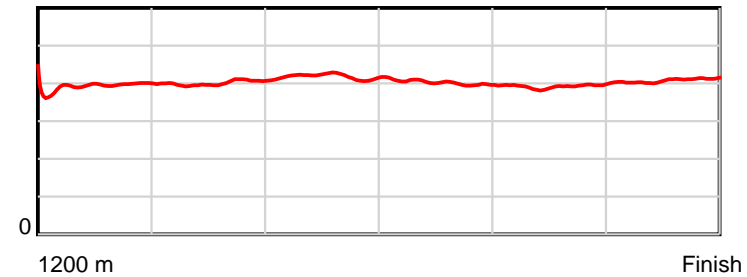
December 10, 2014, Race 3, MDN-SW, Distance 1200m, Mowbray - Offset 8m

Result	TAB no.	Horse (Barrier)	1200 to	1000m to	800m to	600m to	400m to	200m to	Total or	Margin
4th	10	Aim for the Mo... (10)	1000m	800m	600m	400m	200m	WP	Average	
		Position in running (margin)	-	5(0.0)	7(0.0)	7(0.0)	4(0.0)	3(0.0)		2.10
		Sectional time (s)	14.44	11.27	11.73	11.33	11.76	12.05		
		Cumulative time (s)	72.57	58.13	46.87	35.14	23.81	12.05	1:12.56	
		Speed (m/s)	13.85	17.75	17.05	17.65	17.01	16.60	16.54	
		Stride length (m)	5.50	7.11	7.14	7.07	6.67	6.77	6.66	
		Stride duration (s)	0.390	0.401	0.419	0.400	0.392	0.408	0.402	
		Stride efficiency (%)	47.33	79.01	79.60	78.02	69.61	71.63	69.21	
		Stride count	36.34	28.13	28.02	28.31	29.97	29.54	180.31	

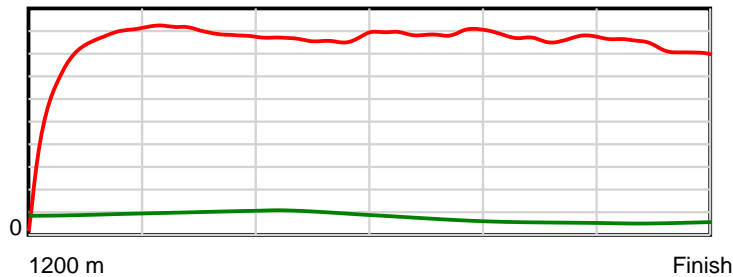
10 m Stride length



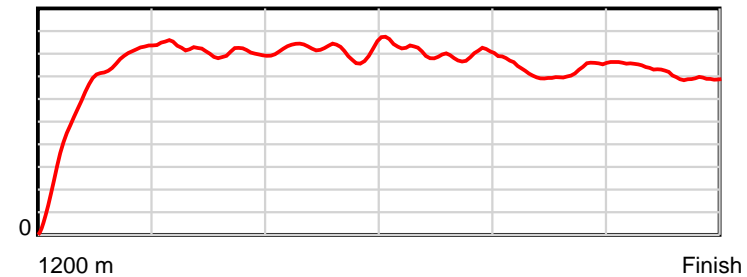
0.6 s Stride duration



20 m/sec Speed



100 % Stride efficiency



Note: Horizontal distance axis grid lines are 200m furlongs.

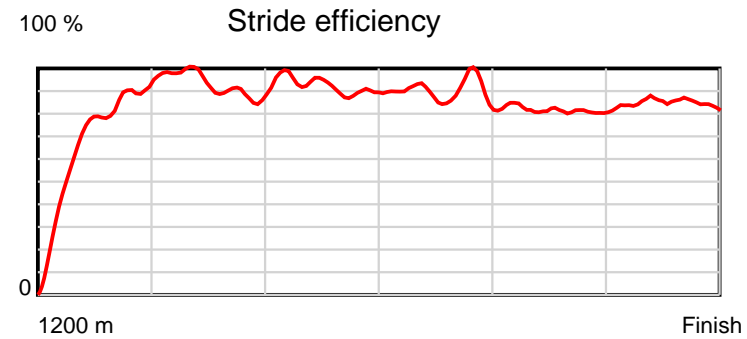
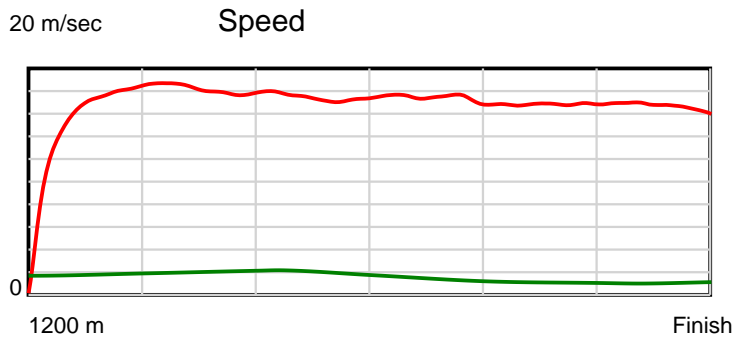
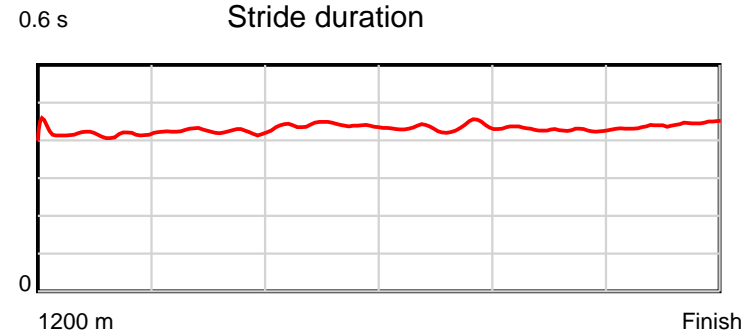
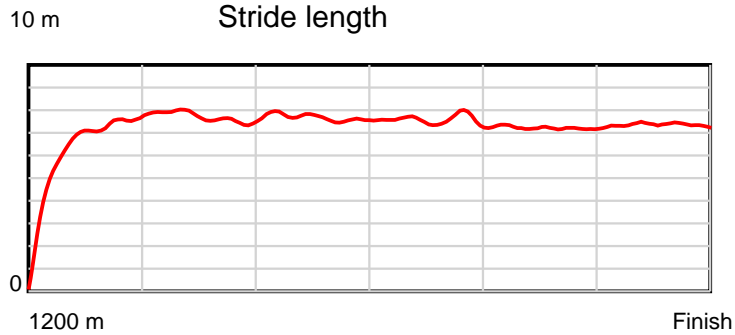
Disclaimer.

Tasracing Pty Ltd and Thoroughbred Ratings Pty Ltd accepts no responsibility for the completeness or accuracy of any of the information contained herein, and makes no representations about its suitability for any particular purpose. Users should make their own judgements about those matters and/or seek independent advice. You assume all risks associated with use of the data provided on this page.

Race Results

December 10, 2014, Race 3, MDN-SW, Distance 1200m, Mowbray - Offset 8m

Result	TAB no.	Horse (Barrier)	1200 to	1000m to	800m to	600m to	400m to	200m to	Total or	Margin
5th	1	Bachelor's Lif... (8)	1000m	800m	600m	400m	200m	WP	Average	
		Position in running (margin)	-	2(0.0)	2(0.0)	6(0.0)	7(0.0)	9(0.0)		5.10
		Sectional time (s)	14.14	11.00	12.12	11.70	12.13	12.03		
		Cumulative time (s)	73.12	58.98	47.98	35.86	24.16	12.03	1:13.12	
		Speed (m/s)	14.14	18.18	16.50	17.09	16.49	16.63	16.41	
		Stride length (m)	6.09	7.71	7.26	7.41	7.06	7.34	7.10	
		Stride duration (s)	0.420	0.424	0.440	0.434	0.428	0.442	0.433	
		Stride efficiency (%)	57.90	92.84	82.42	85.90	77.83	84.23	78.87	
		Stride count	32.86	25.95	27.54	26.98	28.34	27.24	168.91	



Note: Horizontal distance axis grid lines are 200m furlongs.

Disclaimer.

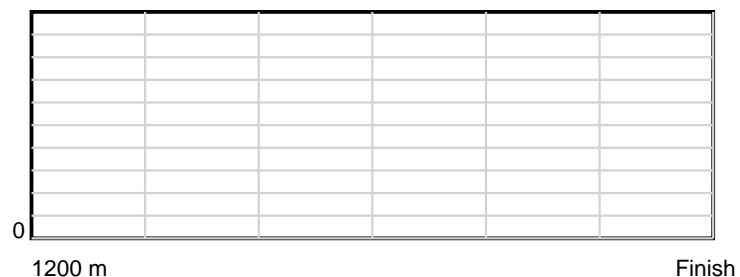
Tasracing Pty Ltd and Thoroughbred Ratings Pty Ltd accepts no responsibility for the completeness or accuracy of any of the information contained herein, and makes no representations about its suitability for any particular purpose. Users should make their own judgements about those matters and/or seek independent advice. You assume all risks associated with use of the data provided on this page.

Race Results


December 10, 2014, Race 3, MDN-SW, Distance 1200m, Mowbray - Offset 8m

Result	TAB no.	Horse (Barrier)	1200 to	1000m to	800m to	600m to	400m to	200m to	Total or	Margin
6th	5	Breeze Attack (4)	WP	Average						
		Position in running (margin)		5.40						
		Sectional time (s)								
		Cumulative time (s)	1:13.18							
		Speed (m/s)	16.40							
		Stride length (m)	nan							
		Stride duration (s)	nan							
		Stride efficiency (%)	nan							
		Stride count	0.00							

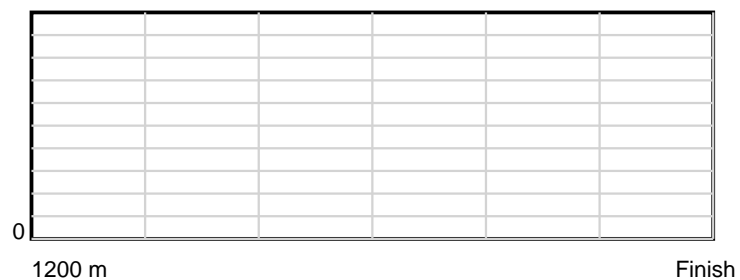
10 m Stride length



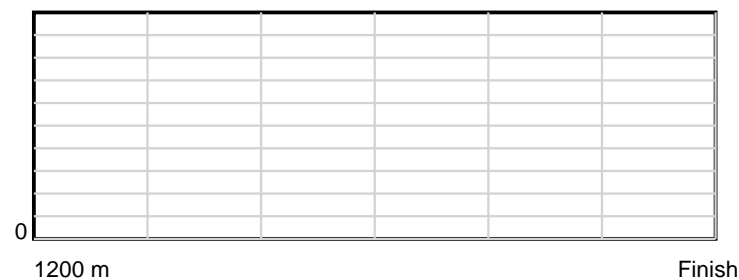
0.6 s Stride duration



20 m/sec Speed



100 % Stride efficiency



Note: Horizontal distance axis grid lines are 200m furlongs.

Disclaimer.

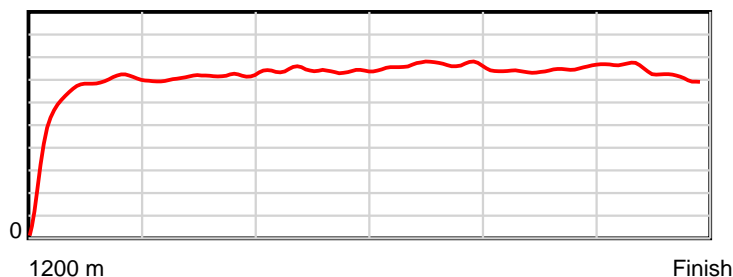
Tasracing Pty Ltd and Thoroughbred Ratings Pty Ltd accepts no responsibility for the completeness or accuracy of any of the information contained herein, and makes no representations about its suitability for any particular purpose. Users should make their own judgements about those matters and/or seek independent advice. You assume all risks associated with use of the data provided on this page.

Race Results

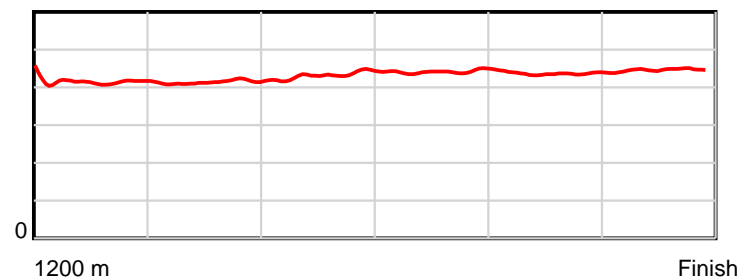
December 10, 2014, Race 3, MDN-SW, Distance 1200m, Mowbray - Offset 8m

Result	TAB no.	Horse (Barrier)	1200 to	1000m to	800m to	600m to	400m to	200m to	Total or	Margin
7th	12	Bourne At Sea (2)	1000m	800m	600m	400m	200m	WP	Average	
		Position in running (margin)	-	10(0.0)	9(0.0)	8(0.0)	8(0.0)	8(0.0)		6.70
		Sectional time (s)	15.29	11.31	11.40	11.36	11.85	12.22		
		Cumulative time (s)	73.42	58.13	46.83	35.43	24.07	12.22	1:13.42	
		Speed (m/s)	13.08	17.68	17.54	17.61	16.88	16.37	16.34	
		Stride length (m)	5.69	7.32	7.58	7.77	7.38	7.30	7.10	
		Stride duration (s)	0.418	0.414	0.432	0.441	0.437	0.446	0.434	
		Stride efficiency (%)	50.60	83.69	89.76	94.36	85.03	83.25	78.67	
		Stride count	35.15	27.33	26.39	25.74	27.11	27.40	169.12	

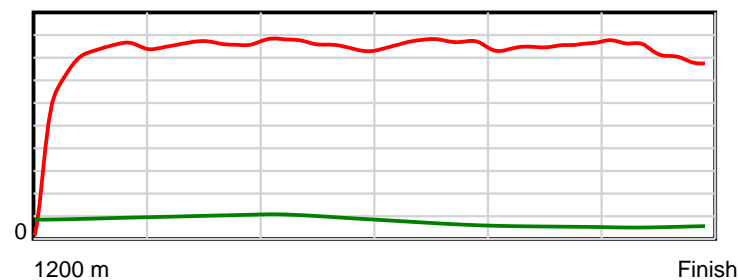
10 m Stride length



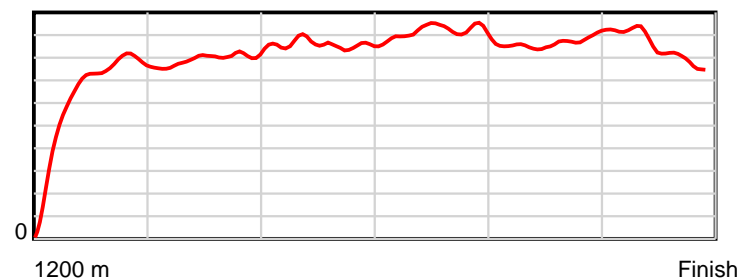
0.6 s Stride duration



20 m/sec Speed



100 % Stride efficiency



Note: Horizontal distance axis grid lines are 200m furlongs.

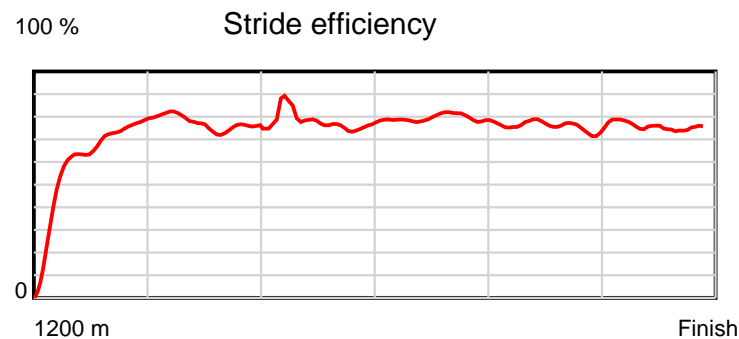
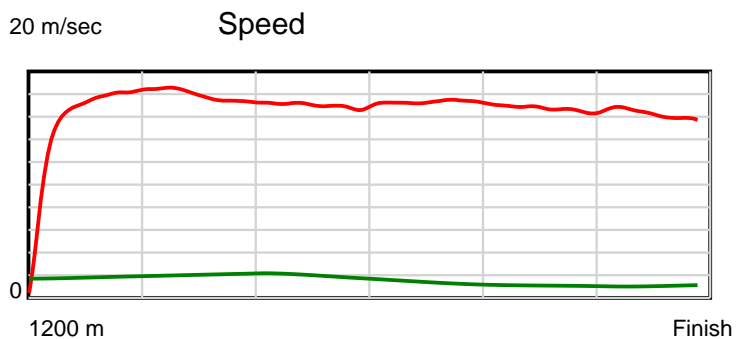
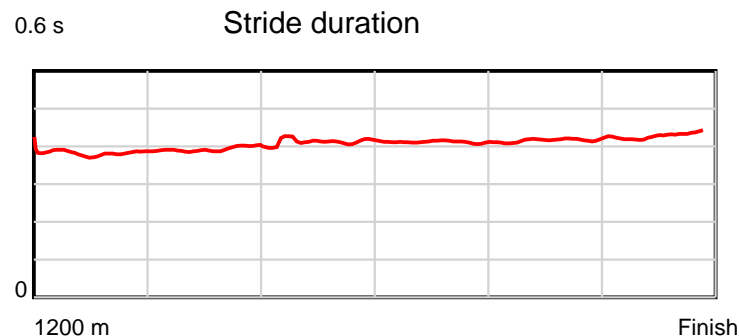
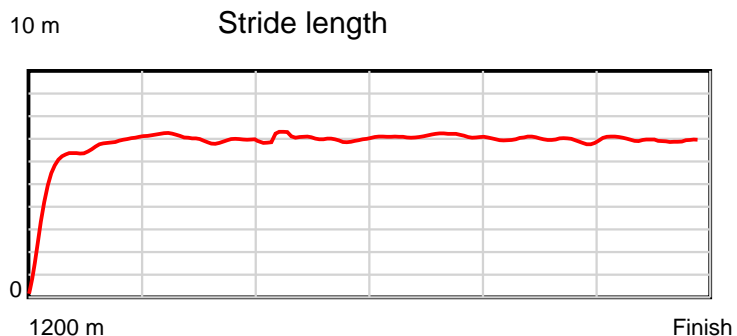
Disclaimer.

Tasracing Pty Ltd and Thoroughbred Ratings Pty Ltd accepts no responsibility for the completeness or accuracy of any of the information contained herein, and makes no representations about its suitability for any particular purpose. Users should make their own judgements about those matters and/or seek independent advice. You assume all risks associated with use of the data provided on this page.

Race Results

December 10, 2014, Race 3, MDN-SW, Distance 1200m, Mowbray - Offset 8m

Result	TAB no.	Horse (Barrier)	1200 to	1000m to	800m to	600m to	400m to	200m to	Total or	Margin
8th	13	Havadable (5)	1000m	800m	600m	400m	200m	WP	Average	
		Position in running (margin)	-	6(0.0)	5(0.0)	5(0.0)	5(0.0)	6(0.0)		7.70
		Sectional time (s)	14.87	10.93	11.75	11.45	12.18	12.43		
		Cumulative time (s)	73.61	58.74	47.81	36.06	24.60	12.43	1:13.61	
		Speed (m/s)	13.45	18.30	17.02	17.47	16.42	16.09	16.30	
		Stride length (m)	5.48	7.18	6.84	7.19	6.81	6.91	6.68	
		Stride duration (s)	0.391	0.392	0.402	0.412	0.415	0.429	0.410	
		Stride efficiency (%)	46.94	80.45	73.21	80.77	72.44	74.58	69.66	
		Stride count	36.49	27.87	29.22	27.82	29.38	28.95	179.73	



Note: Horizontal distance axis grid lines are 200m furlongs.

Disclaimer.

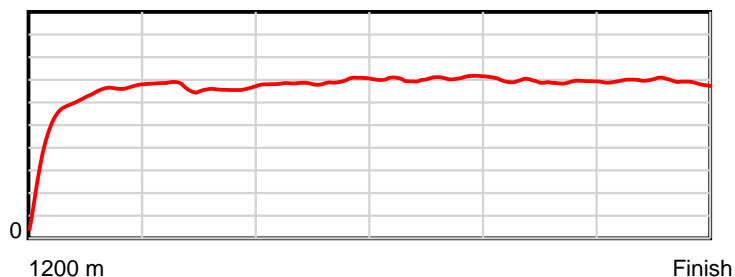
Tasracing Pty Ltd and Thoroughbred Ratings Pty Ltd accepts no responsibility for the completeness or accuracy of any of the information contained herein, and makes no representations about its suitability for any particular purpose. Users should make their own judgements about those matters and/or seek independent advice. You assume all risks associated with use of the data provided on this page.

Race Results

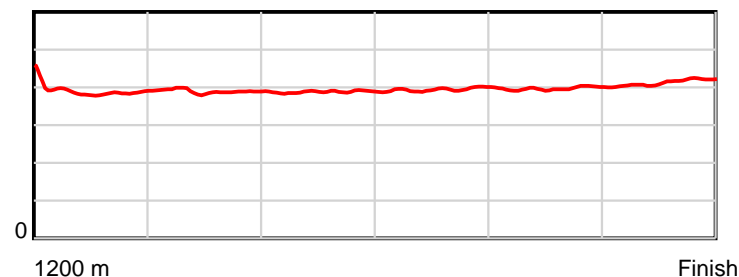
December 10, 2014, Race 3, MDN-SW, Distance 1200m, Mowbray - Offset 8m

Result	TAB no.	Horse (Barrier)	1200 to	1000m to	800m to	600m to	400m to	200m to	Total or	Margin
9th	4	Our Al Beezee (6)	1000m	800m	600m	400m	200m	WP	Average	
		Position in running (margin)	-	8(0.0)	8(0.0)	9(0.0)	9(0.0)	7(0.0)		7.90
		Sectional time (s)	15.29	11.60	11.66	11.29	11.73	12.07		
		Cumulative time (s)	73.64	58.35	46.75	35.09	23.80	12.07	1:13.64	
		Speed (m/s)	13.08	17.24	17.15	17.71	17.05	16.57	16.29	
		Stride length (m)	5.46	6.71	6.64	6.99	6.75	6.86	6.52	
		Stride duration (s)	0.392	0.389	0.387	0.395	0.396	0.414	0.400	
		Stride efficiency (%)	46.64	70.27	68.87	76.36	71.30	73.64	66.52	
		Stride count	36.61	29.83	30.13	28.61	29.61	29.13	183.92	

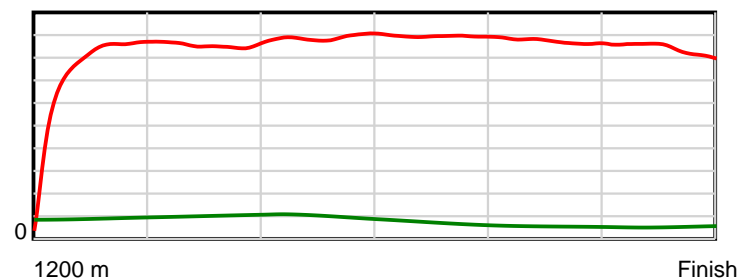
10 m Stride length



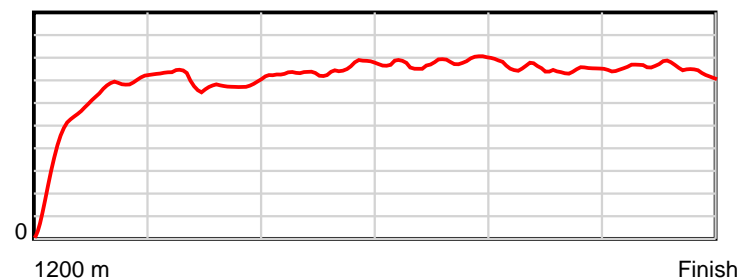
0.6 s Stride duration



20 m/sec Speed



100 % Stride efficiency



Note: Horizontal distance axis grid lines are 200m furlongs.

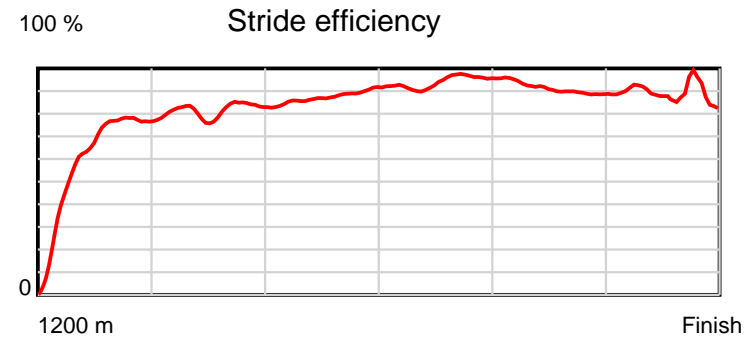
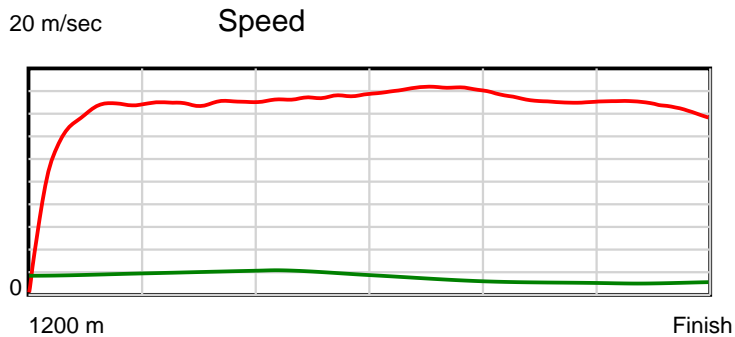
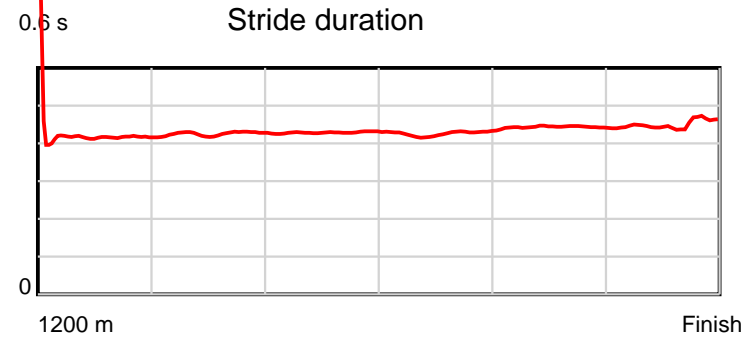
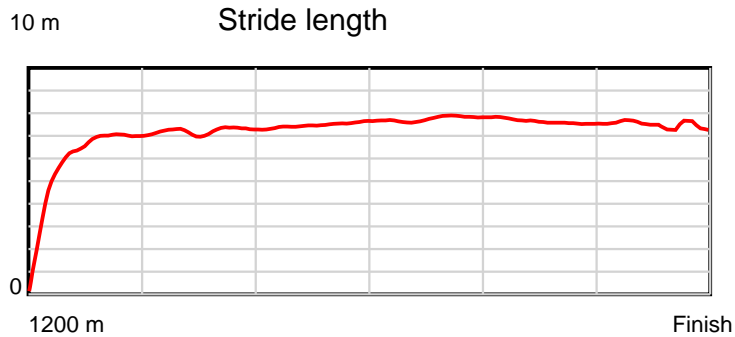
Disclaimer.

Tasracing Pty Ltd and Thoroughbred Ratings Pty Ltd accepts no responsibility for the completeness or accuracy of any of the information contained herein, and makes no representations about its suitability for any particular purpose. Users should make their own judgements about those matters and/or seek independent advice. You assume all risks associated with use of the data provided on this page.

Race Results

December 10, 2014, Race 3, MDN-SW, Distance 1200m, Mowbray - Offset 8m

Result	TAB no.	Horse (Barrier)	1200 to	1000m to	800m to	600m to	400m to	200m to	Total or	Margin
10th	6	Gee Gees Tell ... (9)	1000m	800m	600m	400m	200m	WP	Average	
		Position in running (margin)	-	11(0.0)	11(0.0)	11(0.0)	11(0.0)	10(0.0)		9.40
		Sectional time (s)	15.40	11.77	11.78	11.12	11.80	12.07		
		Cumulative time (s)	73.93	58.53	46.76	34.99	23.87	12.07	1:13.93	
		Speed (m/s)	12.99	16.99	16.98	17.99	16.95	16.57	16.23	
		Stride length (m)	5.58	7.24	7.28	7.67	7.52	7.26	7.01	
		Stride duration (s)	0.422	0.426	0.429	0.427	0.444	0.438	0.432	
		Stride efficiency (%)	48.65	81.92	82.82	92.04	88.30	82.31	76.80	
		Stride count	35.85	27.62	27.47	26.06	26.61	27.56	171.17	



Note: Horizontal distance axis grid lines are 200m furlongs.

Disclaimer.

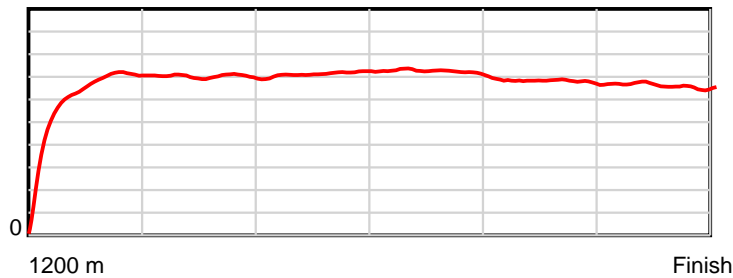
Tasracing Pty Ltd and Thoroughbred Ratings Pty Ltd accepts no responsibility for the completeness or accuracy of any of the information contained herein, and makes no representations about its suitability for any particular purpose. Users should make their own judgements about those matters and/or seek independent advice. You assume all risks associated with use of the data provided on this page.

Race Results

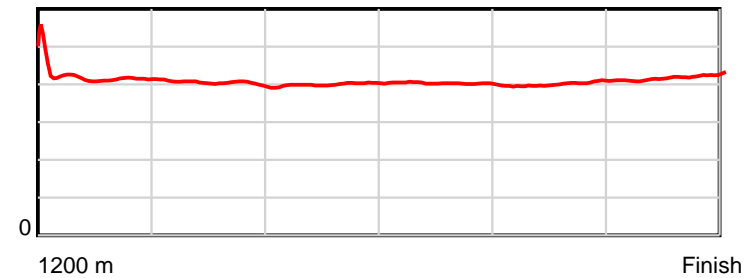
December 10, 2014, Race 3, MDN-SW, Distance 1200m, Mowbray - Offset 8m

Result	TAB no.	Horse (Barrier)	1200 to	1000m to	800m to	600m to	400m to	200m to	Total or	Margin
11th	7	Chain of Praye... (11)	1000m	800m	600m	400m	200m	WP	Average	
		Position in running (margin)	-	9(0.0)	10(0.0)	10(0.0)	10(0.0)	11(0.0)		12.20
		Sectional time (s)	14.99	11.63	11.65	11.41	12.17	12.60		
		Cumulative time (s)	74.46	59.47	47.83	36.18	24.77	12.60	1:14.45	
		Speed (m/s)	13.34	17.20	17.17	17.53	16.43	15.87	16.12	
		Stride length (m)	5.83	6.93	6.88	7.04	6.59	6.67	6.63	
		Stride duration (s)	0.427	0.403	0.400	0.402	0.401	0.420	0.411	
		Stride efficiency (%)	53.10	74.97	73.86	77.50	67.90	69.46	68.68	
		Stride count	34.31	28.87	29.09	28.40	30.34	30.00	181.01	

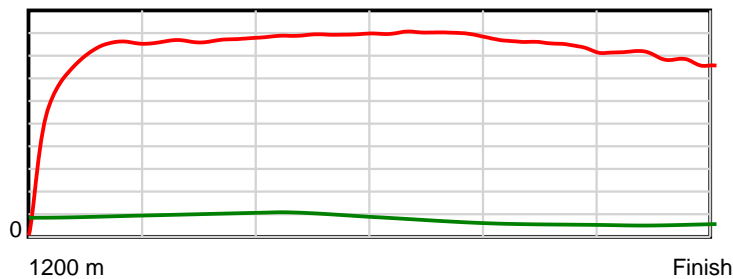
10 m Stride length



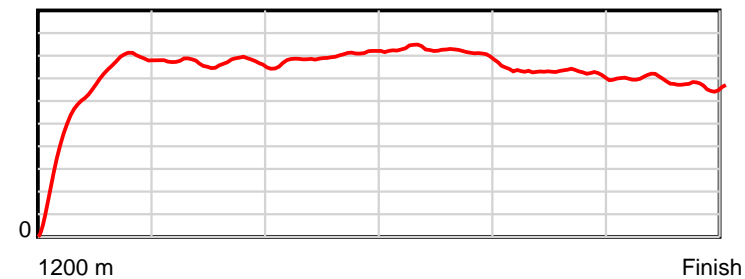
0.6 s Stride duration



20 m/sec Speed



100 % Stride efficiency



Note: Horizontal distance axis grid lines are 200m furlongs.

Disclaimer.

Tasracing Pty Ltd and Thoroughbred Ratings Pty Ltd accepts no responsibility for the completeness or accuracy of any of the information contained herein, and makes no representations about its suitability for any particular purpose. Users should make their own judgements about those matters and/or seek independent advice. You assume all risks associated with use of the data provided on this page.