



## Race Results

Tasmanian Turf Club, Launceston, December 10, 2014

Compilation date: December 11, 2014, 3:01:21 PM (EST)

Copyright © 2014 Tasracing Pty Ltd. All rights reserved.

### Trademarks.

StrideMASTER is a registered trademark of Thoroughbred Ratings Pty Ltd.

### Disclaimer.

Tasracing Pty Ltd and Thoroughbred Ratings Pty Ltd accepts no responsibility for the completeness or accuracy of any of the information contained herein, and makes no representations about its suitability for any particular purpose. Users should make their own judgements about those matters and/or seek independent advice. You assume all risks associated with use of the data provided on this page.

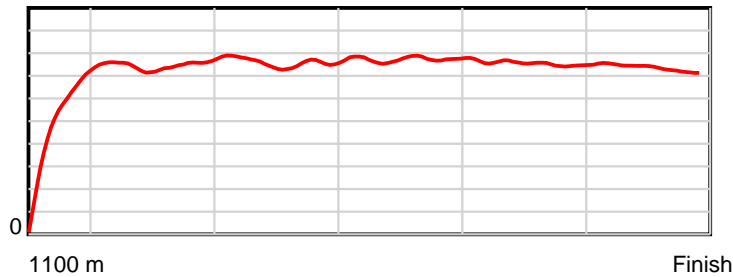


# Race Results

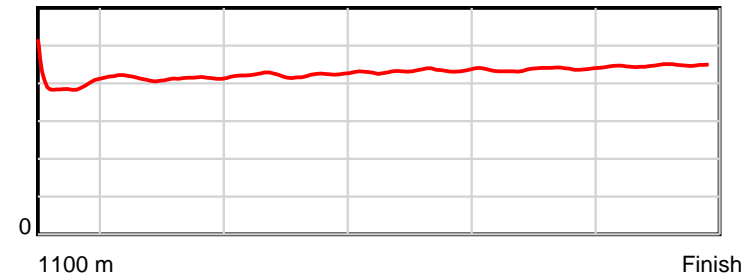
December 10, 2014, Race 5, CL4, Distance 1100m, Mowbray - Offset 8m

Result	TAB no.	Horse (Barrier)	1100 to	1000m to	800m to	600m to	400m to	200m to	Total or	Margin
2nd	4	<b>Bideford (1)</b>	<b>1000m</b>	<b>800m</b>	<b>600m</b>	<b>400m</b>	<b>200m</b>	<b>WP</b>	<b>Average</b>	
		Position in running (margin)	-	1(0.0)	1(0.0)	2(0.0)	1(0.0)	1(0.0)		0.40
		Sectional time (s)	8.44	10.45	10.91	10.93	11.65	11.89		
		Cumulative time (s)	64.27	55.83	45.38	34.47	23.55	11.89	1:04.26	
		Speed (m/s)	11.85	19.14	18.33	18.30	17.17	16.82	17.12	
		Stride length (m)	4.81	7.90	7.74	7.89	7.50	7.52	7.31	
		Stride duration (s)	0.404	0.413	0.422	0.431	0.437	0.447	0.427	
		Stride efficiency (%)	36.21	97.45	93.73	97.38	87.97	88.38	83.47	
		Stride count	20.77	25.33	25.82	25.34	26.66	26.59	150.51	

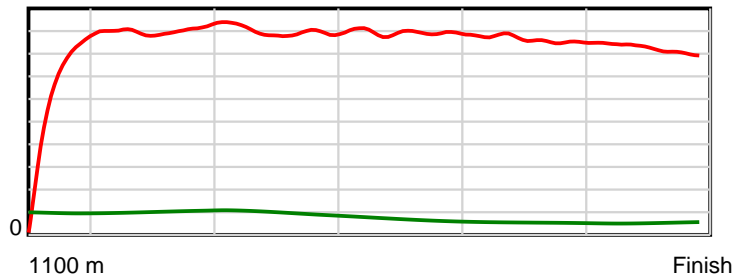
10 m Stride length



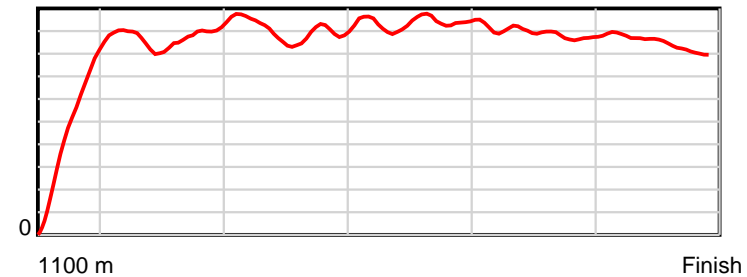
0.6 s Stride duration



20 m/sec Speed



100 % Stride efficiency



Note: Horizontal distance axis grid lines are 200m furlongs.

**Disclaimer.**

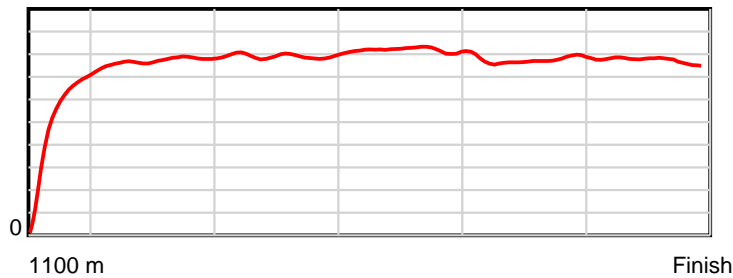
Tasracing Pty Ltd and Thoroughbred Ratings Pty Ltd accepts no responsibility for the completeness or accuracy of any of the information contained herein, and makes no representations about its suitability for any particular purpose. Users should make their own judgements about those matters and/or seek independent advice. You assume all risks associated with use of the data provided on this page.

# Race Results

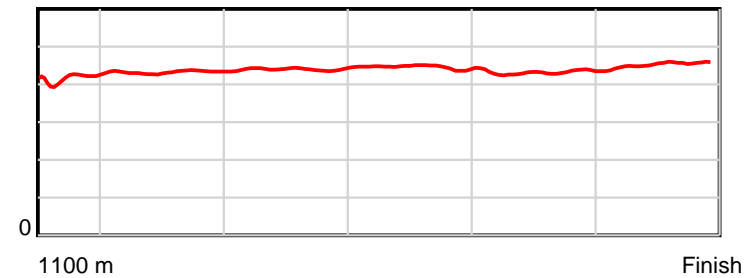
December 10, 2014, Race 5, CL4, Distance 1100m, Mowbray - Offset 8m

Result	TAB no.	Horse (Barrier)	1100 to	1000m to	800m to	600m to	400m to	200m to	Total or	Margin
3rd	1	Sound Bar (6)	1000m	800m	600m	400m	200m	WP	Average	
		Position in running (margin)	-	2(1.3)	3(2.6)	3(3.1)	3(2.3)	3(0.5)		0.60
		Sectional time (s)	8.70	10.68	10.99	10.78	11.36	11.80		
		Cumulative time (s)	64.31	55.61	44.93	33.94	23.16	11.80	1:04.31	
		Speed (m/s)	11.50	18.73	18.20	18.55	17.61	16.95	17.11	
		Stride length (m)	4.71	8.11	8.00	8.26	7.60	7.64	7.45	
		Stride duration (s)	0.410	0.433	0.440	0.445	0.432	0.451	0.436	
		Stride efficiency (%)	34.64	102.67	100.06	106.52	90.23	91.27	86.78	
		Stride count	21.24	24.67	24.99	24.22	26.32	26.17	147.61	

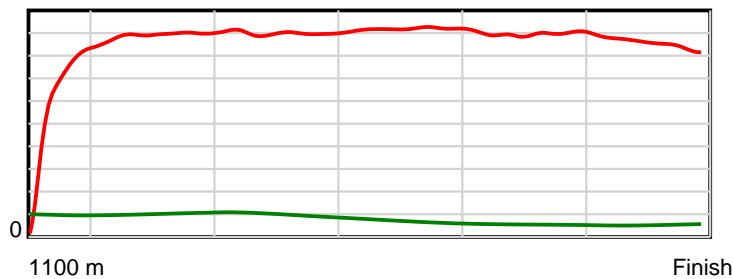
10 m Stride length



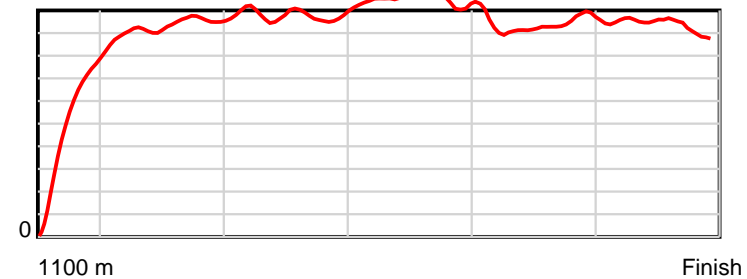
0.6 s Stride duration



20 m/sec Speed



100 % Stride efficiency



Note: Horizontal distance axis grid lines are 200m furlongs.

## Disclaimer.

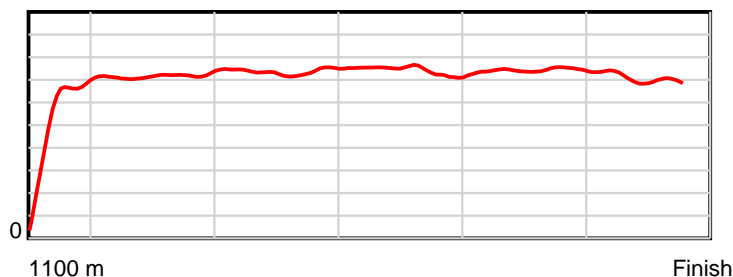
Tasracing Pty Ltd and Thoroughbred Ratings Pty Ltd accepts no responsibility for the completeness or accuracy of any of the information contained herein, and makes no representations about its suitability for any particular purpose. Users should make their own judgements about those matters and/or seek independent advice. You assume all risks associated with use of the data provided on this page.

# Race Results

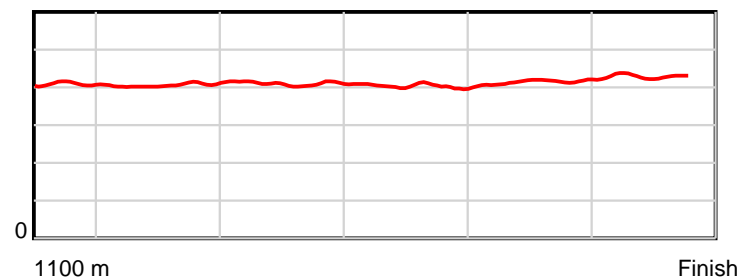
December 10, 2014, Race 5, CL4, Distance 1100m, Mowbray - Offset 8m

Result	TAB no.	Horse (Barrier)	1100 to	1000m to	800m to	600m to	400m to	200m to	Total or	Margin
4th	12	<b>Bel Ombre (2)</b>	<b>1000m</b>	<b>800m</b>	<b>600m</b>	<b>400m</b>	<b>200m</b>	<b>WP</b>	<b>Average</b>	
		Position in running (margin)	-	9(5.1)	5(5.7)	4(4.2)	5(3.0)	2(0.4)		0.00
		Sectional time (s)	8.75	10.56	10.66	10.73	11.23	12.28		
		Cumulative time (s)	64.20	55.45	44.89	34.24	23.51	12.28	1:04.20	
		Speed (m/s)	11.43	18.94	18.76	18.64	17.81	16.29	17.13	
		Stride length (m)	4.40	7.68	7.70	7.58	7.29	6.96	6.99	
		Stride duration (s)	0.410	0.405	0.410	0.407	0.409	0.428	0.408	
		Stride efficiency (%)	30.29	92.20	92.66	89.81	83.02	75.79	76.46	
		Stride count	22.71	26.04	25.97	26.38	27.44	28.72	157.26	

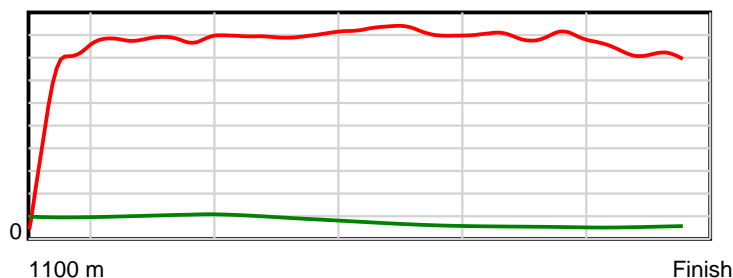
10 m Stride length



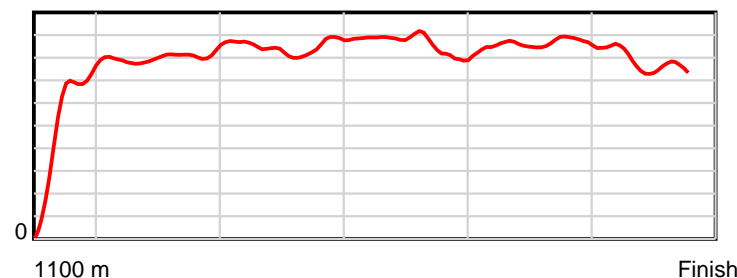
0.6 s Stride duration



20 m/sec Speed



100 % Stride efficiency



Note: Horizontal distance axis grid lines are 200m furlongs.

## Disclaimer.

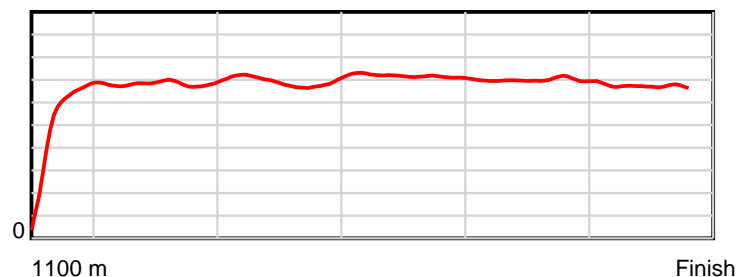
Tasracing Pty Ltd and Thoroughbred Ratings Pty Ltd accepts no responsibility for the completeness or accuracy of any of the information contained herein, and makes no representations about its suitability for any particular purpose. Users should make their own judgements about those matters and/or seek independent advice. You assume all risks associated with use of the data provided on this page.

# Race Results

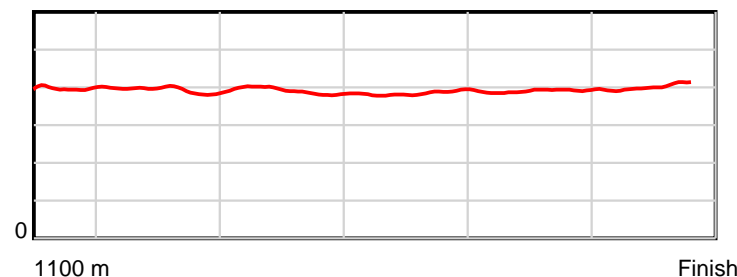
December 10, 2014, Race 5, CL4, Distance 1100m, Mowbray - Offset 8m

Result	TAB no.	Horse (Barrier)	1100 to	1000m to	800m to	600m to	400m to	200m to	Total or	Margin
5th	8	Merrick's Beau... (10)	1000m	800m	600m	400m	200m	WP	Average	
		Position in running (margin)	-	4(1.6)	6(6.0)	10(8.5)	7(5.6)	7(3.1)		2.50
		Sectional time (s)	8.49	11.18	11.31	10.45	11.25	11.96		
		Cumulative time (s)	64.64	56.15	44.96	33.65	23.20	11.96	1:04.64	
		Speed (m/s)	11.78	17.89	17.68	19.14	17.78	16.72	17.02	
		Stride length (m)	4.45	7.07	6.91	7.33	6.95	6.71	6.64	
		Stride duration (s)	0.392	0.395	0.391	0.383	0.391	0.401	0.390	
		Stride efficiency (%)	30.88	78.14	74.69	83.86	75.49	70.34	68.96	
		Stride count	22.50	28.28	28.93	27.30	28.77	29.81	165.59	

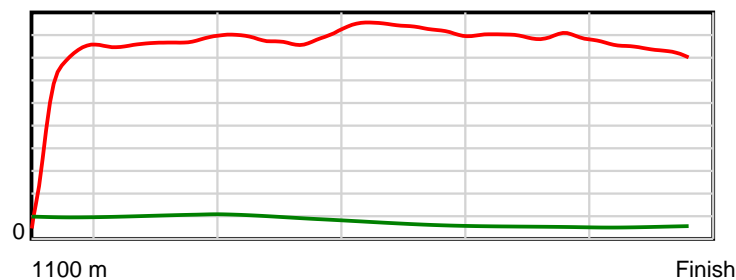
10 m Stride length



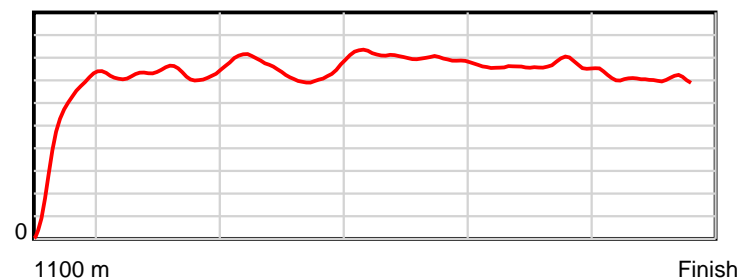
0.6 s Stride duration



20 m/sec Speed



100 % Stride efficiency



Note: Horizontal distance axis grid lines are 200m furlongs.

## Disclaimer.

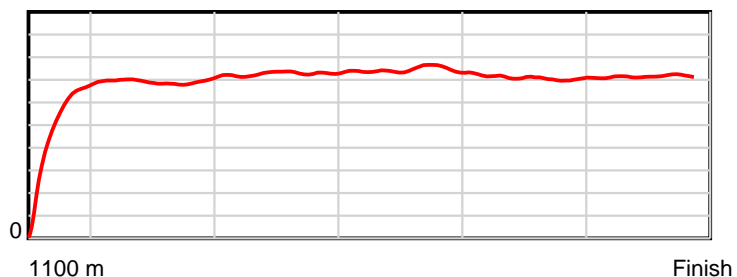
Tasracing Pty Ltd and Thoroughbred Ratings Pty Ltd accepts no responsibility for the completeness or accuracy of any of the information contained herein, and makes no representations about its suitability for any particular purpose. Users should make their own judgements about those matters and/or seek independent advice. You assume all risks associated with use of the data provided on this page.

# Race Results

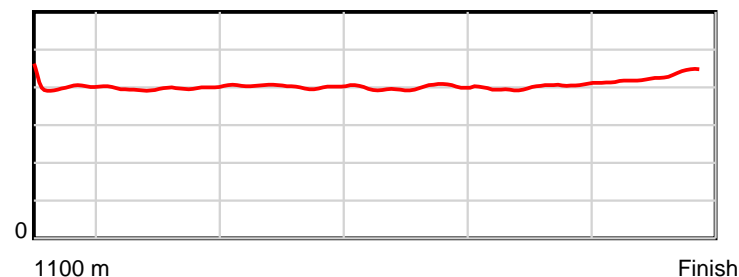
December 10, 2014, Race 5, CL4, Distance 1100m, Mowbray - Offset 8m

Result	TAB no.	Horse (Barrier)	1100 to	1000m to	800m to	600m to	400m to	200m to	Total or	Margin
6th	5	Ash for Cash (3)	1000m	800m	600m	400m	200m	WP	Average	
		Position in running (margin)	-	6(4.0)	9(6.8)	5(5.6)	6(3.4)	6(2.5)		3.80
		Sectional time (s)	9.10	10.93	10.70	10.56	11.50	12.08		
		Cumulative time (s)	64.87	55.77	44.85	34.14	23.58	12.08	1:04.87	
		Speed (m/s)	10.99	18.30	18.69	18.94	17.39	16.56	16.96	
		Stride length (m)	4.57	7.26	7.52	7.58	6.95	7.07	6.90	
		Stride duration (s)	0.412	0.397	0.402	0.400	0.400	0.427	0.407	
		Stride efficiency (%)	32.63	82.40	88.40	89.69	75.56	78.16	74.37	
		Stride count	21.88	27.54	26.59	26.40	28.76	28.28	159.45	

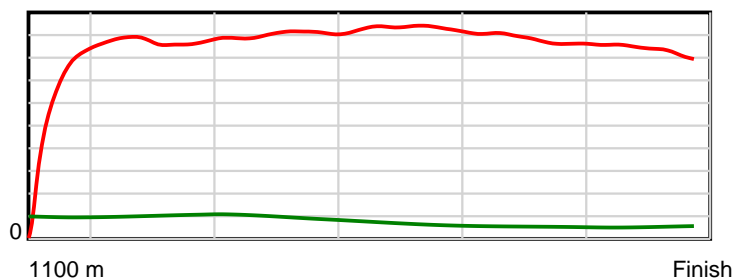
10 m Stride length



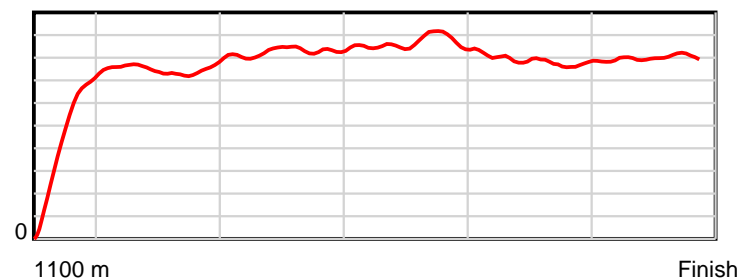
0.6 s Stride duration



20 m/sec Speed



100 % Stride efficiency



Note: Horizontal distance axis grid lines are 200m furlongs.

## Disclaimer.

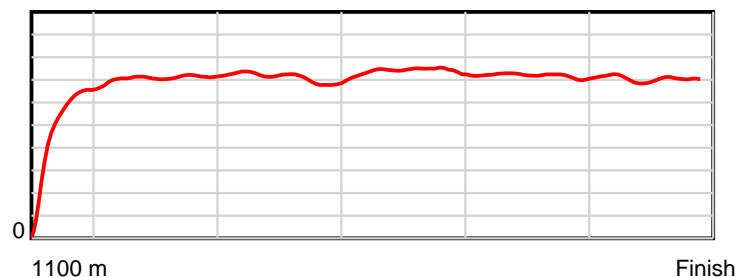
Tasracing Pty Ltd and Thoroughbred Ratings Pty Ltd accepts no responsibility for the completeness or accuracy of any of the information contained herein, and makes no representations about its suitability for any particular purpose. Users should make their own judgements about those matters and/or seek independent advice. You assume all risks associated with use of the data provided on this page.

# Race Results

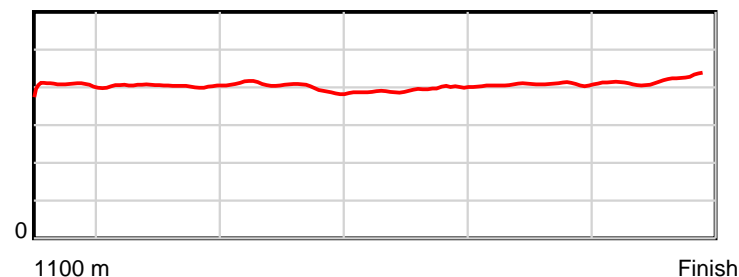
December 10, 2014, Race 5, CL4, Distance 1100m, Mowbray - Offset 8m

Result	TAB no.	Horse (Barrier)	1100 to	1000m to	800m to	600m to	400m to	200m to	Total or	Margin
7th	9	Smoke 'n' Whis... (7)	1000m	800m	600m	400m	200m	WP	Average	
		Position in running (margin)	-	5(3.5)	7(6.6)	9(8.3)	10(6.4)	9(5.1)		4.20
		Sectional time (s)	8.93	10.97	11.19	10.61	11.44	11.80		
		Cumulative time (s)	64.94	56.01	45.03	33.85	23.24	11.80	1:04.93	
		Speed (m/s)	11.19	18.23	17.87	18.85	17.48	16.95	16.94	
		Stride length (m)	4.32	7.36	7.18	7.40	7.12	7.11	6.81	
		Stride duration (s)	0.393	0.404	0.402	0.392	0.407	0.419	0.402	
		Stride efficiency (%)	29.10	84.66	80.61	85.47	79.12	79.00	72.52	
		Stride count	23.17	27.17	27.85	27.04	28.11	28.13	161.47	

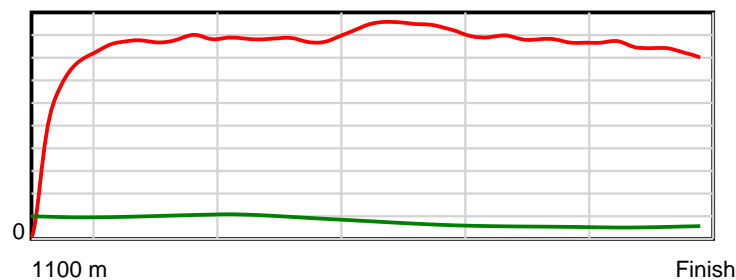
10 m Stride length



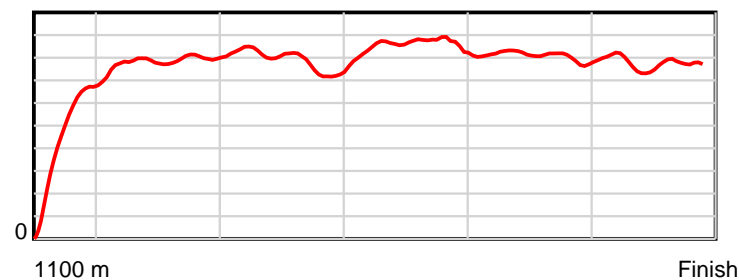
0.6 s Stride duration



20 m/sec Speed



100 % Stride efficiency



Note: Horizontal distance axis grid lines are 200m furlongs.

## Disclaimer.

Tasracing Pty Ltd and Thoroughbred Ratings Pty Ltd accepts no responsibility for the completeness or accuracy of any of the information contained herein, and makes no representations about its suitability for any particular purpose. Users should make their own judgements about those matters and/or seek independent advice. You assume all risks associated with use of the data provided on this page.

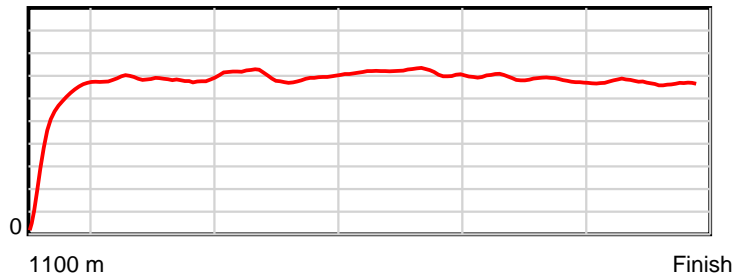


# Race Results

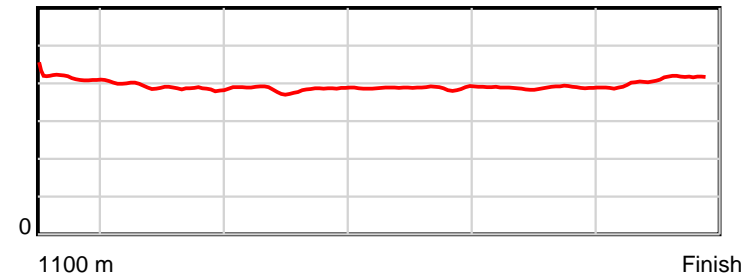
December 10, 2014, Race 5, CL4, Distance 1100m, Mowbray - Offset 8m

Result	TAB no.	Horse (Barrier)	1100 to	1000m to	800m to	600m to	400m to	200m to	Total or	Margin
8th	7	Acacia Bloom (8)	1000m	800m	600m	400m	200m	WP	Average	
		Position in running (margin)	-	10(5.1)	10(6.9)	7(7.2)	9(5.7)	8(3.9)		5.50
		Sectional time (s)	9.16	10.75	10.96	10.68	11.34	12.28		
		Cumulative time (s)	65.18	56.02	45.27	34.31	23.63	12.28	1:05.18	
		Speed (m/s)	10.92	18.60	18.25	18.73	17.64	16.29	16.88	
		Stride length (m)	4.60	7.23	7.02	7.27	6.84	6.62	6.67	
		Stride duration (s)	0.430	0.389	0.385	0.388	0.388	0.407	0.395	
		Stride efficiency (%)	33.06	81.78	76.95	82.50	73.10	68.49	69.56	
		Stride count	21.74	27.65	28.50	27.53	29.24	30.21	164.87	

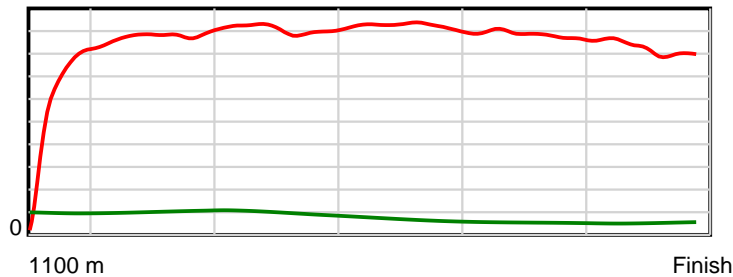
10 m Stride length



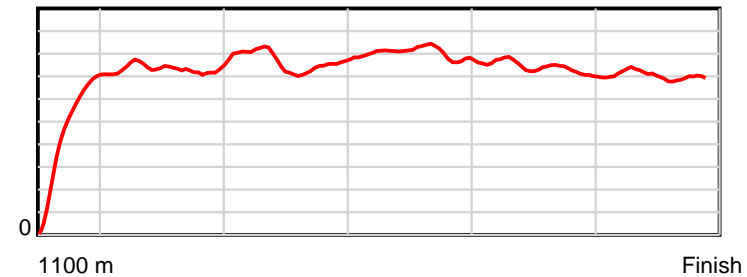
0.6 s Stride duration



20 m/sec Speed



100 % Stride efficiency



Note: Horizontal distance axis grid lines are 200m furlongs.

## Disclaimer.

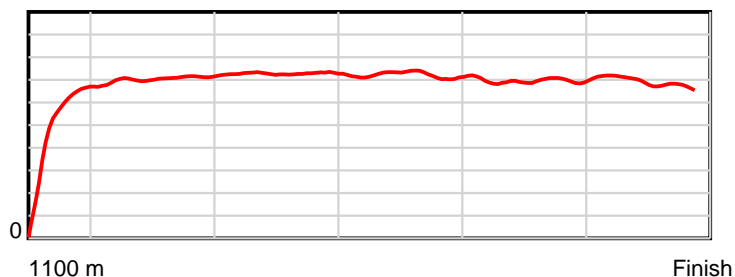
Tasracing Pty Ltd and Thoroughbred Ratings Pty Ltd accepts no responsibility for the completeness or accuracy of any of the information contained herein, and makes no representations about its suitability for any particular purpose. Users should make their own judgements about those matters and/or seek independent advice. You assume all risks associated with use of the data provided on this page.

# Race Results

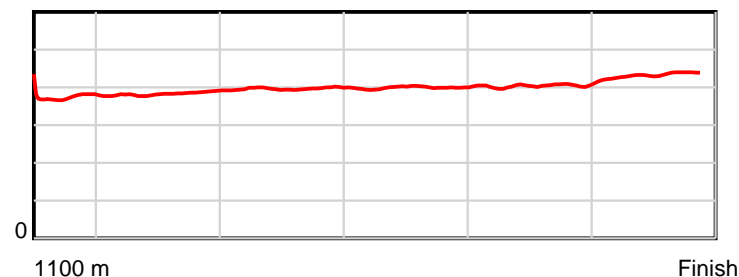
December 10, 2014, Race 5, CL4, Distance 1100m, Mowbray - Offset 8m

Result	TAB no.	Horse (Barrier)	1100 to	1000m to	800m to	600m to	400m to	200m to	Total or	Margin
9th	3	Difrent (4)	1000m	800m	600m	400m	200m	WP	Average	
		Position in running (margin)	-	3(1.5)	2(0.8)	1(0.0)	2(0.5)	5(1.5)		5.80
		Sectional time (s)	8.67	10.32	10.78	11.02	11.81	12.63		
		Cumulative time (s)	65.23	56.56	46.24	35.46	24.44	12.63	1:05.23	
		Speed (m/s)	11.53	19.38	18.55	18.15	16.93	15.84	16.86	
		Stride length (m)	4.36	7.39	7.35	7.23	6.82	6.84	6.73	
		Stride duration (s)	0.376	0.381	0.396	0.398	0.403	0.432	0.399	
		Stride efficiency (%)	29.72	85.30	84.42	81.60	72.68	73.10	70.77	
		Stride count	22.93	27.07	27.21	27.68	29.33	29.24	163.46	

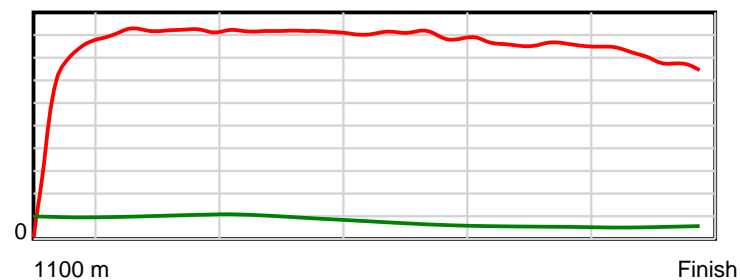
10 m Stride length



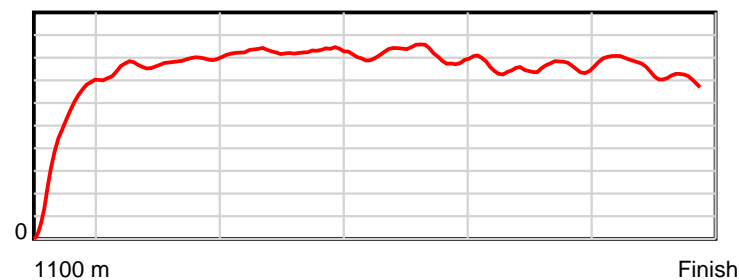
0.6 s Stride duration



20 m/sec Speed



100 % Stride efficiency



Note: Horizontal distance axis grid lines are 200m furlongs.

## Disclaimer.

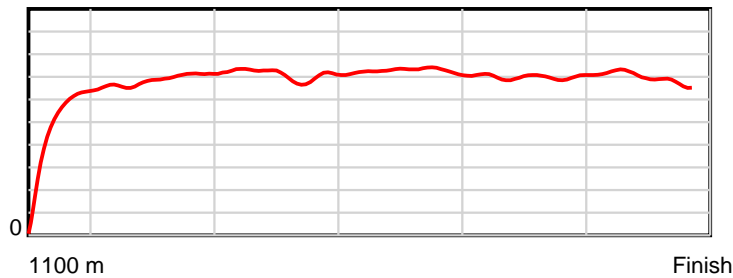
Tasracing Pty Ltd and Thoroughbred Ratings Pty Ltd accepts no responsibility for the completeness or accuracy of any of the information contained herein, and makes no representations about its suitability for any particular purpose. Users should make their own judgements about those matters and/or seek independent advice. You assume all risks associated with use of the data provided on this page.

# Race Results

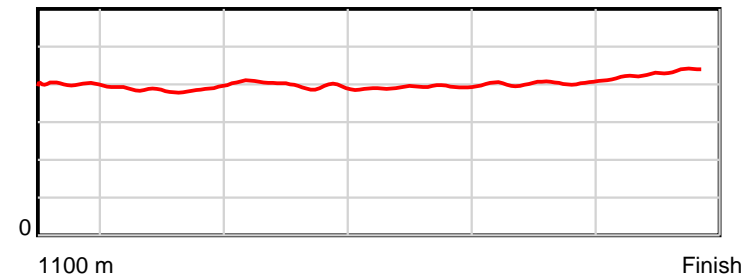
December 10, 2014, Race 5, CL4, Distance 1100m, Mowbray - Offset 8m

Result	TAB no.	Horse (Barrier)	1100 to	1000m to	800m to	600m to	400m to	200m to	Total or	Margin
10th	6	<b>Our Casanova (9)</b>	<b>1000m</b>	<b>800m</b>	<b>600m</b>	<b>400m</b>	<b>200m</b>	<b>WP</b>	<b>Average</b>	
		Position in running (margin)	-	8(4.9)	8(6.8)	8(7.4)	8(5.7)	10(5.4)		7.30
		Sectional time (s)	9.10	10.77	11.01	10.64	11.61	12.37		
		Cumulative time (s)	65.50	56.40	45.63	34.62	23.98	12.37	1:05.50	
		Speed (m/s)	10.98	18.57	18.17	18.80	17.23	16.17	16.79	
		Stride length (m)	4.03	7.17	7.27	7.36	6.91	6.92	6.66	
		Stride duration (s)	0.392	0.386	0.400	0.391	0.401	0.428	0.396	
		Stride efficiency (%)	25.37	80.40	82.52	84.56	74.65	74.82	69.24	
		Stride count	24.82	27.88	27.52	27.19	28.94	28.90	165.25	

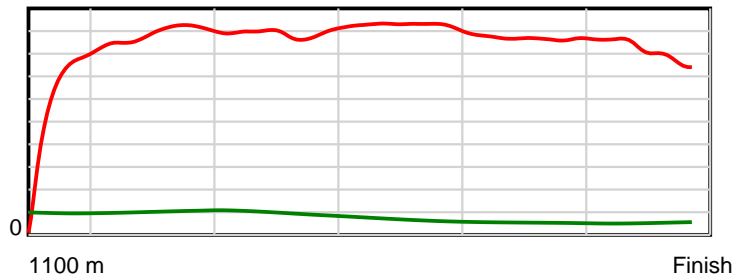
10 m Stride length



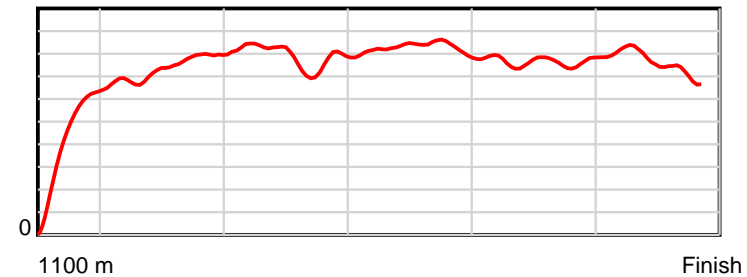
0.6 s Stride duration



20 m/sec Speed



100 % Stride efficiency



Note: Horizontal distance axis grid lines are 200m furlongs.

## Disclaimer.

Tasracing Pty Ltd and Thoroughbred Ratings Pty Ltd accepts no responsibility for the completeness or accuracy of any of the information contained herein, and makes no representations about its suitability for any particular purpose. Users should make their own judgements about those matters and/or seek independent advice. You assume all risks associated with use of the data provided on this page.