



Race Results

Tasmanian Turf Club, Launceston, December 17, 2014

Compilation date: December 18, 2014, 1:52:37 PM (EST)

Copyright © 2014 Tasracing Pty Ltd. All rights reserved.

Trademarks.

StrideMASTER is a registered trademark of Thoroughbred Ratings Pty Ltd.

Disclaimer.

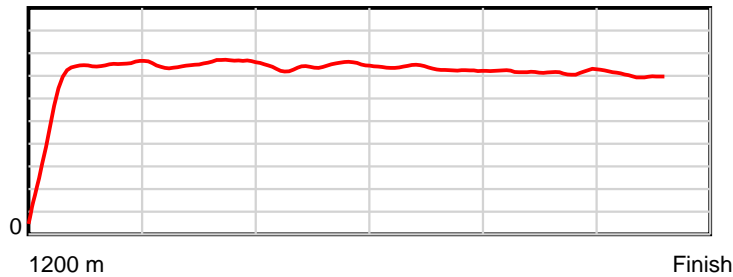
Tasracing Pty Ltd and Thoroughbred Ratings Pty Ltd accepts no responsibility for the completeness or accuracy of any of the information contained herein, and makes no representations about its suitability for any particular purpose. Users should make their own judgements about those matters and/or seek independent advice. You assume all risks associated with use of the data provided on this page.

Race Results

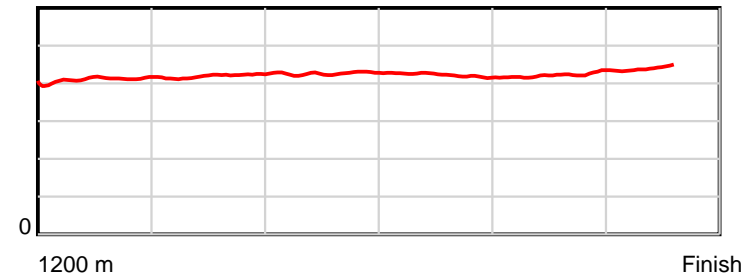
December 17, 2014, Race 1, MDN-SW, Distance 1200m, Mowbray - Offset 2m

Result	TAB no.	Horse (Barrier)	1200 to	1000m to	800m to	600m to	400m to	200m to	Total or	Margin
1st	1	Bachelor's Lif... (9)	1000m	800m	600m	400m	200m	WP	Average	
		Position in running (margin)	-	3(0.0)	3(0.0)	3(0.0)	3(0.0)	3(0.0)		0.00
		Sectional time (s)	14.02	10.82	11.42	11.26	11.70	12.28		
		Cumulative time (s)	71.50	57.48	46.66	35.24	23.99	12.28	1:11.50	
		Speed (m/s)	14.27	18.48	17.51	17.76	17.09	16.29	16.78	
		Stride length (m)	6.07	7.67	7.42	7.58	7.14	7.12	7.12	
		Stride duration (s)	0.427	0.415	0.424	0.427	0.418	0.438	0.424	
		Stride efficiency (%)	57.56	91.93	86.12	89.76	79.61	79.32	79.31	
		Stride count	32.95	26.07	26.94	26.39	28.02	28.07	168.44	

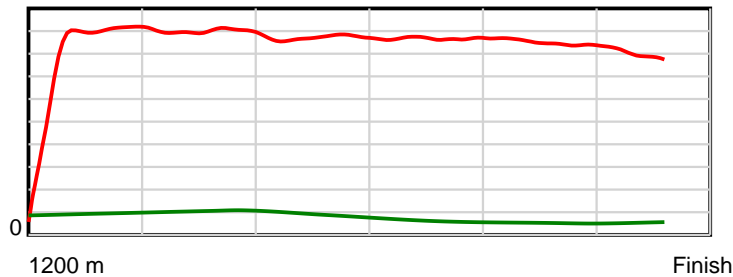
10 m Stride length



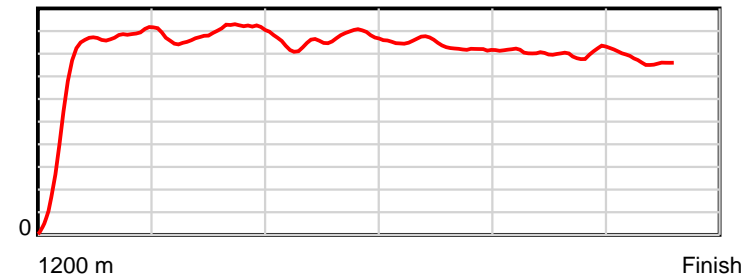
0.6 s Stride duration



20 m/sec Speed



100 % Stride efficiency



Note: Horizontal distance axis grid lines are 200m furlongs.

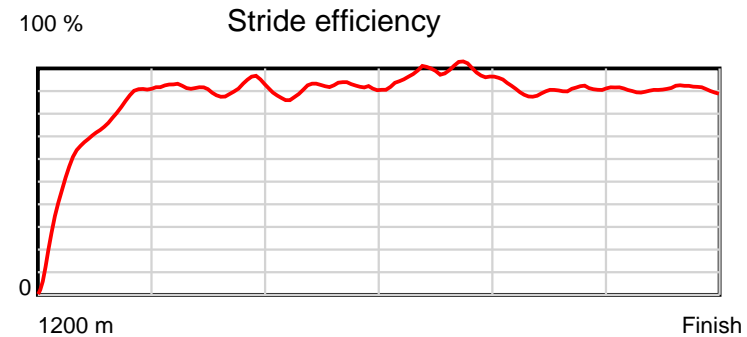
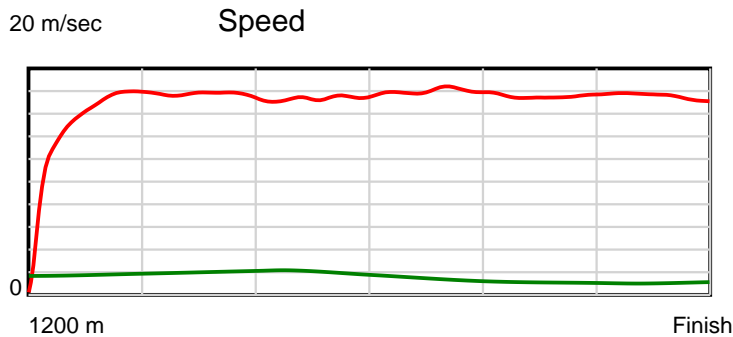
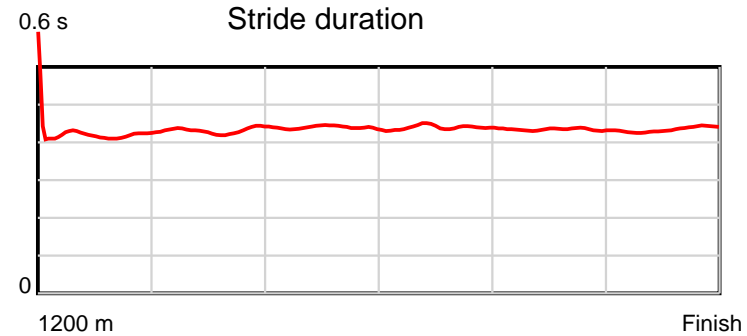
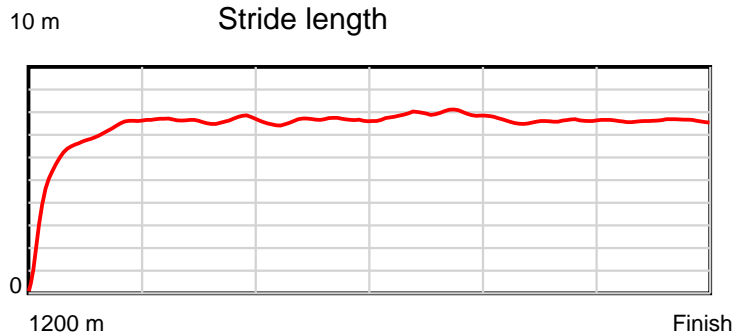
Disclaimer.

Tasracing Pty Ltd and Thoroughbred Ratings Pty Ltd accepts no responsibility for the completeness or accuracy of any of the information contained herein, and makes no representations about its suitability for any particular purpose. Users should make their own judgements about those matters and/or seek independent advice. You assume all risks associated with use of the data provided on this page.

Race Results

December 17, 2014, Race 1, MDN-SW, Distance 1200m, Mowbray - Offset 2m

Result	TAB no.	Horse (Barrier)	1200 to	1000m to	800m to	600m to	400m to	200m to	Total or	Margin
2nd	2	Dream Roller (10)	1000m	800m	600m	400m	200m	WP	Average	
		Position in running (margin)	-	6(0.0)	9(0.0)	9(0.0)	8(0.0)	6(0.0)		1.50
		Sectional time (s)	14.61	11.49	11.51	10.98	11.60	11.58		
		Cumulative time (s)	71.77	57.16	45.67	34.16	23.19	11.58	1:11.76	
		Speed (m/s)	13.69	17.41	17.38	18.21	17.24	17.27	16.72	
		Stride length (m)	5.91	7.53	7.60	8.01	7.47	7.51	7.27	
		Stride duration (s)	0.423	0.433	0.438	0.440	0.434	0.435	0.435	
		Stride efficiency (%)	54.64	88.60	90.37	100.24	87.28	88.05	82.60	
		Stride count	33.82	26.56	26.30	24.97	26.76	26.64	165.05	



Note: Horizontal distance axis grid lines are 200m furlongs.

Disclaimer.

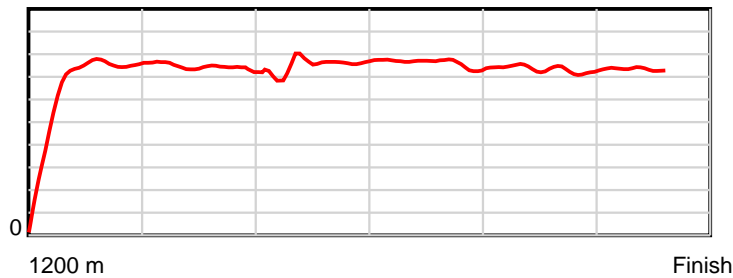
Tasracing Pty Ltd and Thoroughbred Ratings Pty Ltd accepts no responsibility for the completeness or accuracy of any of the information contained herein, and makes no representations about its suitability for any particular purpose. Users should make their own judgements about those matters and/or seek independent advice. You assume all risks associated with use of the data provided on this page.

Race Results

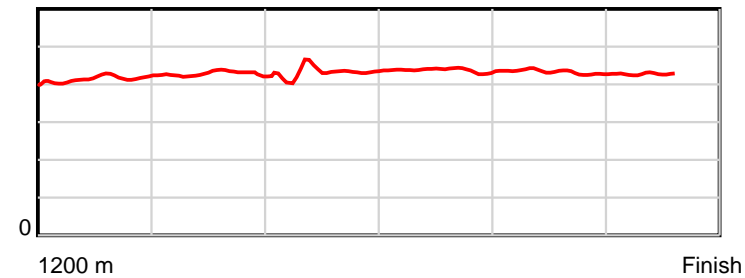
December 17, 2014, Race 1, MDN-SW, Distance 1200m, Mowbray - Offset 2m

Result	TAB no.	Horse (Barrier)	1200 to	1000m to	800m to	600m to	400m to	200m to	Total or	Margin
3rd	6	Hirvonen (5)	1000m	800m	600m	400m	200m	WP	Average	
		Position in running (margin)	-	9(0.0)	5(0.0)	5(0.0)	5(0.0)	5(0.0)		2.30
		Sectional time (s)	15.06	10.77	11.43	11.19	11.84	11.61		
		Cumulative time (s)	71.91	56.85	46.07	34.64	23.45	11.61	1:11.90	
		Speed (m/s)	13.28	18.57	17.50	17.87	16.89	17.23	16.69	
		Stride length (m)	5.70	7.91	7.22	7.82	7.34	7.35	7.14	
		Stride duration (s)	0.421	0.426	0.413	0.438	0.434	0.427	0.428	
		Stride efficiency (%)	50.79	97.88	81.49	95.47	84.11	84.38	79.62	
		Stride count	35.08	25.27	27.69	25.59	27.26	27.22	168.11	

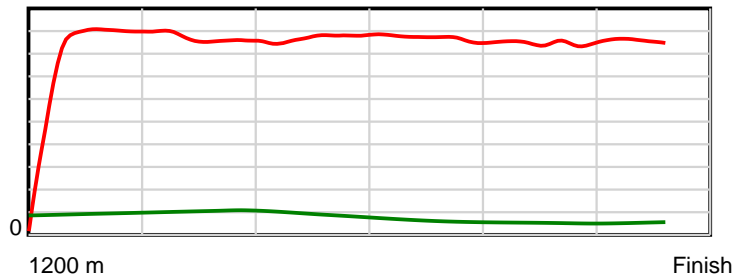
10 m Stride length



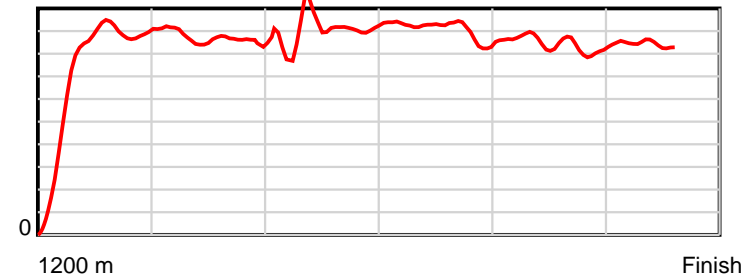
0.6 s Stride duration



20 m/sec Speed



100 % Stride efficiency



Note: Horizontal distance axis grid lines are 200m furlongs.

Disclaimer.

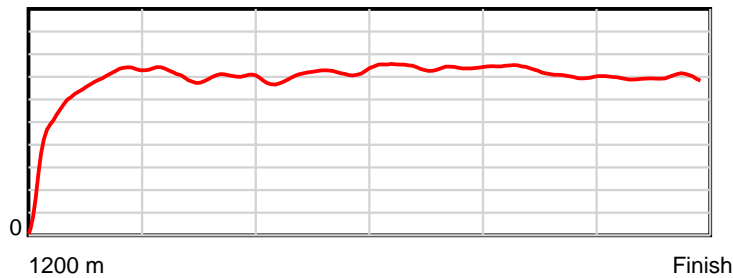
Tasracing Pty Ltd and Thoroughbred Ratings Pty Ltd accepts no responsibility for the completeness or accuracy of any of the information contained herein, and makes no representations about its suitability for any particular purpose. Users should make their own judgements about those matters and/or seek independent advice. You assume all risks associated with use of the data provided on this page.

Race Results

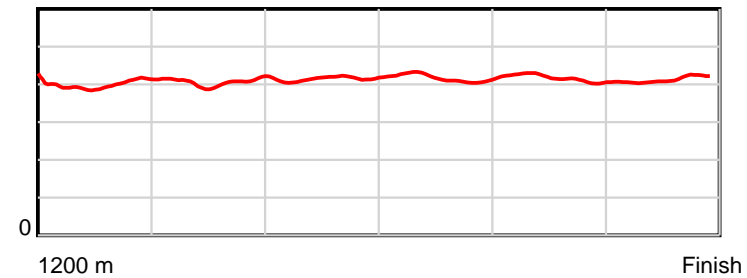
December 17, 2014, Race 1, MDN-SW, Distance 1200m, Mowbray - Offset 2m

Result	TAB no.	Horse (Barrier)	1200 to	1000m to	800m to	600m to	400m to	200m to	Total or	Margin
4th	10	Ocean Star (2)	1000m	800m	600m	400m	200m	WP	Average	
		Position in running (margin)	-	7(0.0)	8(0.0)	8(0.0)	9(0.0)	8(0.0)		3.80
		Sectional time (s)	14.79	11.30	11.60	11.07	11.71	11.72		
		Cumulative time (s)	72.19	57.40	46.10	34.50	23.43	11.72	1:12.18	
		Speed (m/s)	13.53	17.70	17.24	18.07	17.08	17.06	16.62	
		Stride length (m)	5.62	7.20	7.14	7.52	7.12	7.04	6.88	
		Stride duration (s)	0.401	0.407	0.414	0.416	0.417	0.413	0.414	
		Stride efficiency (%)	49.30	80.95	79.63	88.34	79.22	77.54	73.90	
		Stride count	35.61	27.79	28.02	26.60	28.09	28.39	174.50	

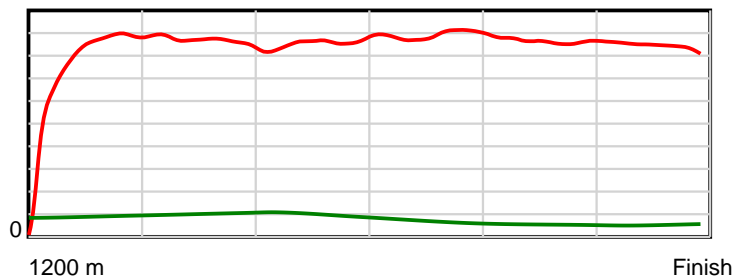
10 m Stride length



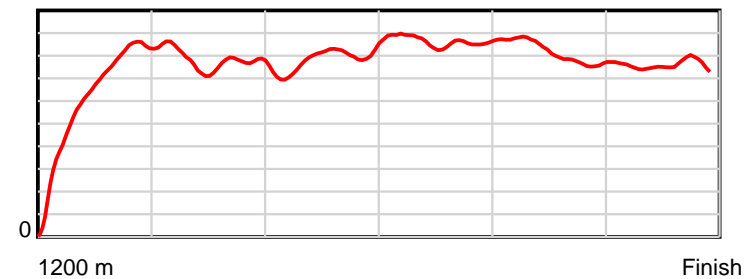
0.6 s Stride duration



20 m/sec Speed



100 % Stride efficiency



Note: Horizontal distance axis grid lines are 200m furlongs.

Disclaimer.

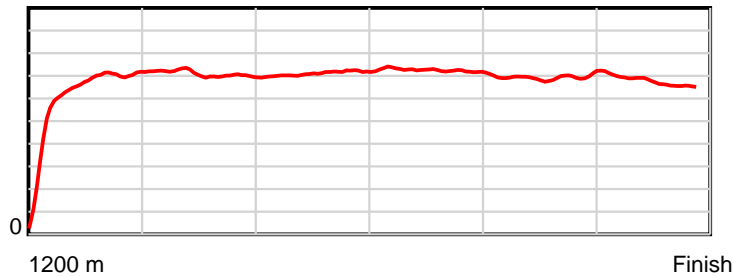
Tasracing Pty Ltd and Thoroughbred Ratings Pty Ltd accepts no responsibility for the completeness or accuracy of any of the information contained herein, and makes no representations about its suitability for any particular purpose. Users should make their own judgements about those matters and/or seek independent advice. You assume all risks associated with use of the data provided on this page.

Race Results

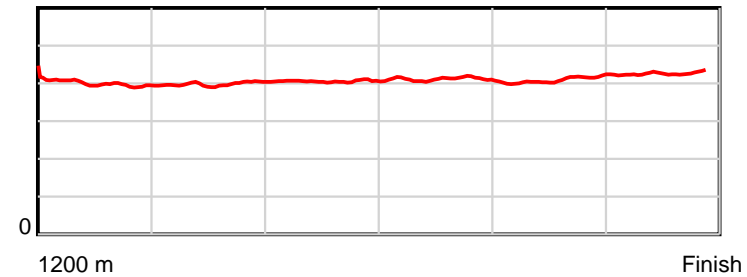
December 17, 2014, Race 1, MDN-SW, Distance 1200m, Mowbray - Offset 2m

Result	TAB no.	Horse (Barrier)	1200 to	1000m to	800m to	600m to	400m to	200m to	Total or	Margin
5th	8	Helera (12)	1000m	800m	600m	400m	200m	WP	Average	
		Position in running (margin)	-	4(0.0)	4(0.0)	4(0.0)	4(0.0)	4(0.0)		4.20
		Sectional time (s)	14.24	10.96	11.41	11.22	11.98	12.45		
		Cumulative time (s)	72.26	58.02	47.06	35.65	24.43	12.45	1:12.26	
		Speed (m/s)	14.05	18.25	17.53	17.83	16.69	16.06	16.61	
		Stride length (m)	5.75	7.25	7.08	7.31	6.81	6.86	6.80	
		Stride duration (s)	0.407	0.397	0.404	0.410	0.408	0.427	0.409	
		Stride efficiency (%)	51.73	82.14	78.44	83.41	72.45	73.46	72.24	
		Stride count	34.76	27.59	28.23	27.37	29.37	29.17	176.49	

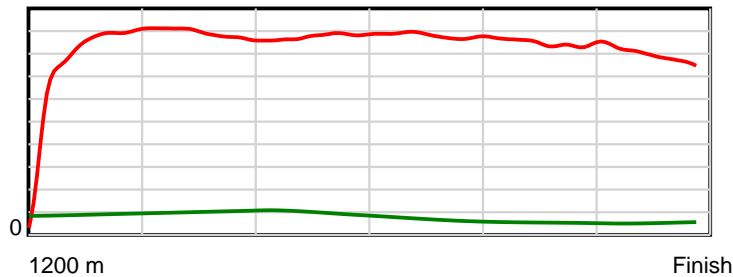
10 m Stride length



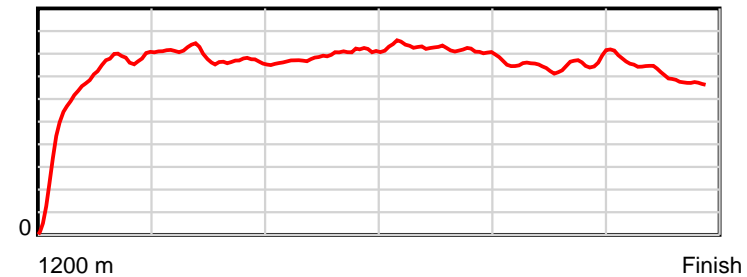
0.6 s Stride duration



20 m/sec Speed



100 % Stride efficiency



Note: Horizontal distance axis grid lines are 200m furlongs.

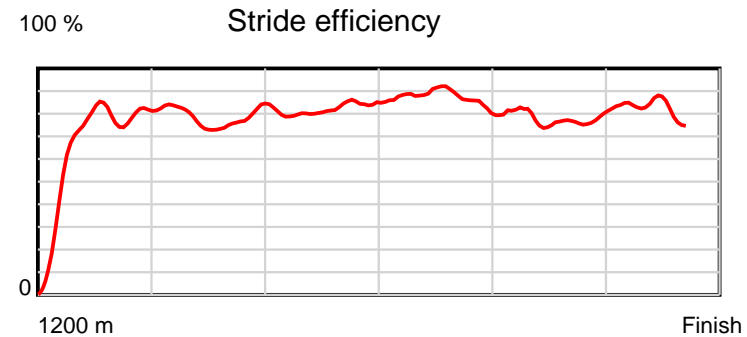
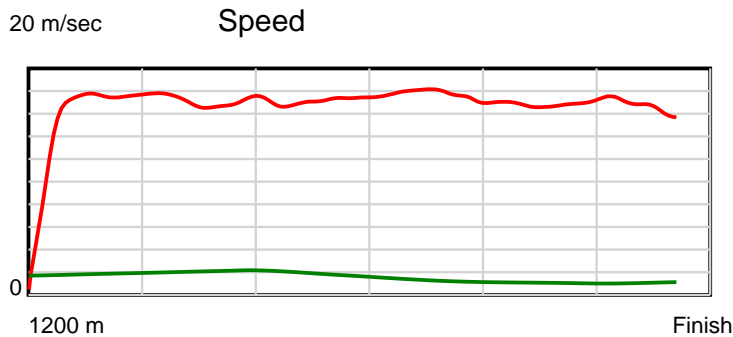
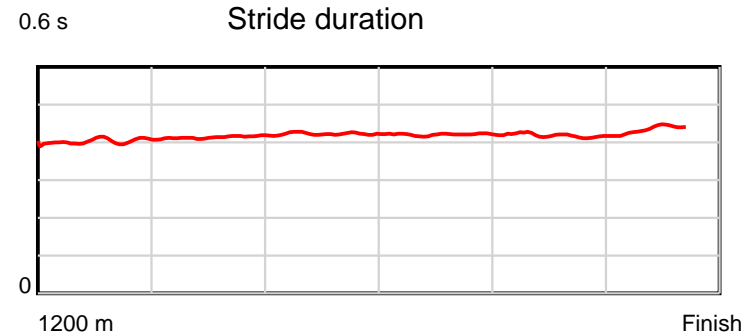
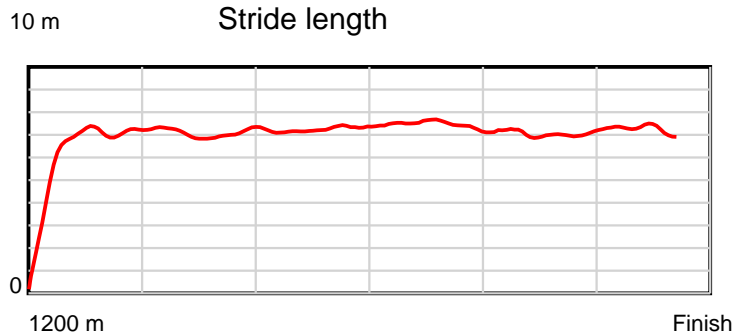
Disclaimer.

Tasracing Pty Ltd and Thoroughbred Ratings Pty Ltd accepts no responsibility for the completeness or accuracy of any of the information contained herein, and makes no representations about its suitability for any particular purpose. Users should make their own judgements about those matters and/or seek independent advice. You assume all risks associated with use of the data provided on this page.

Race Results

December 17, 2014, Race 1, MDN-SW, Distance 1200m, Mowbray - Offset 2m

Result	TAB no.	Horse (Barrier)	1200 to	1000m to	800m to	600m to	400m to	200m to	Total or	Margin
6th	7	Just Run (1)	1000m	800m	600m	400m	200m	WP	Average	
		Position in running (margin)	-	5(0.0)	6(0.0)	7(0.0)	7(0.0)	7(0.0)		5.00
		Sectional time (s)	14.75	11.22	11.67	11.10	11.78	11.89		
		Cumulative time (s)	72.41	57.66	46.44	34.77	23.67	11.89	1:12.40	
		Speed (m/s)	13.56	17.83	17.14	18.02	16.98	16.82	16.57	
		Stride length (m)	5.57	7.35	7.23	7.57	7.10	7.25	6.94	
		Stride duration (s)	0.397	0.412	0.422	0.420	0.418	0.431	0.419	
		Stride efficiency (%)	48.40	84.40	81.69	89.57	78.71	82.19	75.19	
		Stride count	35.94	27.21	27.66	26.42	28.18	27.58	172.99	



Note: Horizontal distance axis grid lines are 200m furlongs.

Disclaimer.

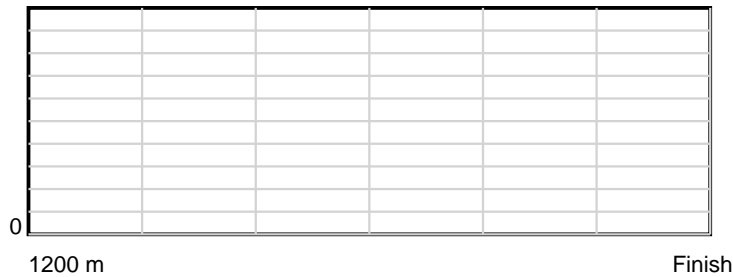
Tasracing Pty Ltd and Thoroughbred Ratings Pty Ltd accepts no responsibility for the completeness or accuracy of any of the information contained herein, and makes no representations about its suitability for any particular purpose. Users should make their own judgements about those matters and/or seek independent advice. You assume all risks associated with use of the data provided on this page.

Race Results


December 17, 2014, Race 1, MDN-SW, Distance 1200m, Mowbray - Offset 2m

Result	TAB no.	Horse (Barrier)	1200 to	1000m to	800m to	600m to	400m to	200m to	Total or	Margin
7th	14	Chelsarli (8)	WP	Average						
		Position in running (margin)		5.50						
		Sectional time (s)								
		Cumulative time (s)	1:12.50							
		Speed (m/s)	16.55							
		Stride length (m)	nan							
		Stride duration (s)	nan							
		Stride efficiency (%)	nan							
		Stride count	0.00							

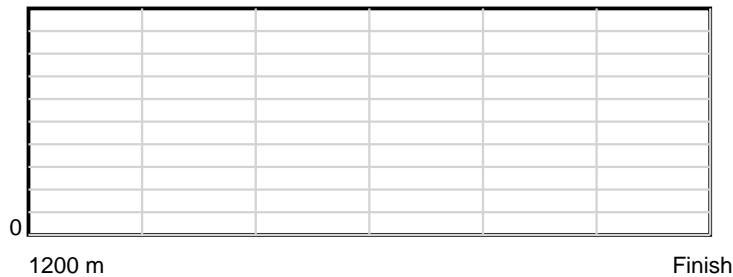
10 m Stride length



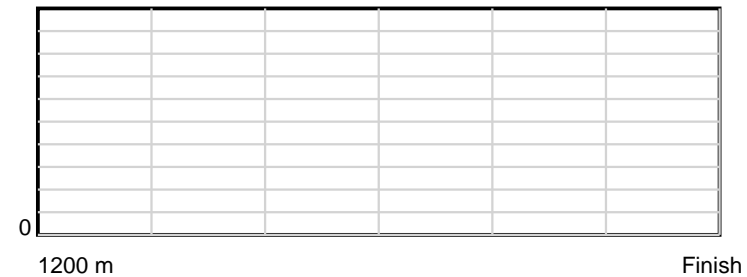
0.6 s Stride duration



20 m/sec Speed



100 % Stride efficiency



Note: Horizontal distance axis grid lines are 200m furlongs.

Disclaimer.

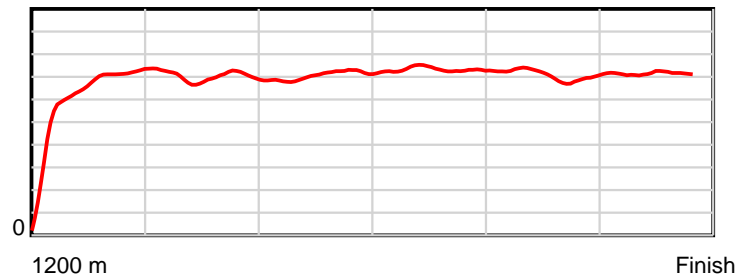
Tasracing Pty Ltd and Thoroughbred Ratings Pty Ltd accepts no responsibility for the completeness or accuracy of any of the information contained herein, and makes no representations about its suitability for any particular purpose. Users should make their own judgements about those matters and/or seek independent advice. You assume all risks associated with use of the data provided on this page.

Race Results

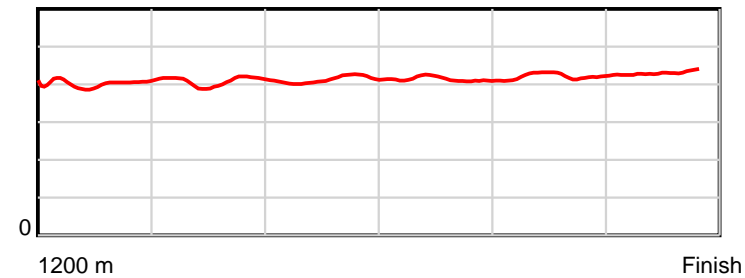
December 17, 2014, Race 1, MDN-SW, Distance 1200m, Mowbray - Offset 2m

Result	TAB no.	Horse (Barrier)	1200 to	1000m to	800m to	600m to	400m to	200m to	Total or	Margin
8th	3	Lost My Patien... (4)	1000m	800m	600m	400m	200m	WP	Average	
		Position in running (margin)	-	10(0.0)	11(0.0)	10(0.0)	10(0.0)	10(0.0)		5.90
		Sectional time (s)	14.94	11.36	11.53	11.07	11.71	11.96		
		Cumulative time (s)	72.57	57.63	46.27	34.74	23.67	11.96	1:12.56	
		Speed (m/s)	13.39	17.61	17.35	18.07	17.08	16.72	16.54	
		Stride length (m)	5.50	7.18	7.15	7.48	7.17	7.20	6.87	
		Stride duration (s)	0.404	0.408	0.412	0.414	0.419	0.431	0.416	
		Stride efficiency (%)	47.19	80.54	79.80	87.39	80.26	81.09	73.77	
		Stride count	36.39	27.86	27.99	26.74	27.91	27.76	174.65	

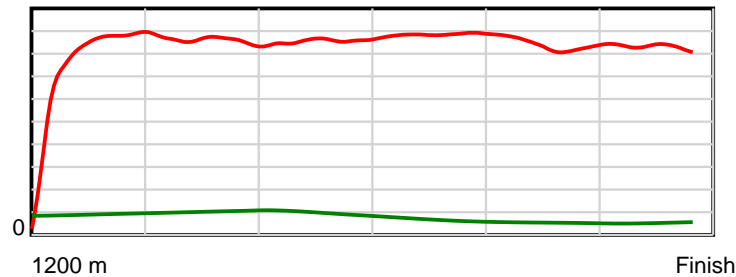
10 m Stride length



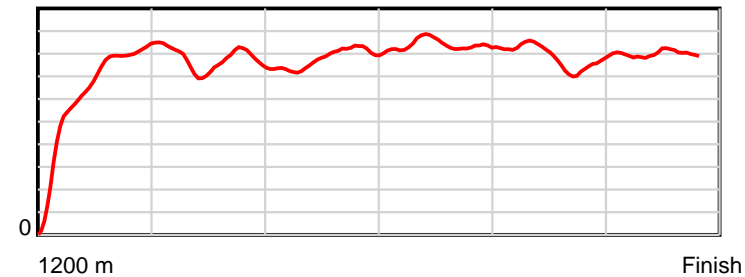
0.6 s Stride duration



20 m/sec Speed



100 % Stride efficiency



Note: Horizontal distance axis grid lines are 200m furlongs.

Disclaimer.

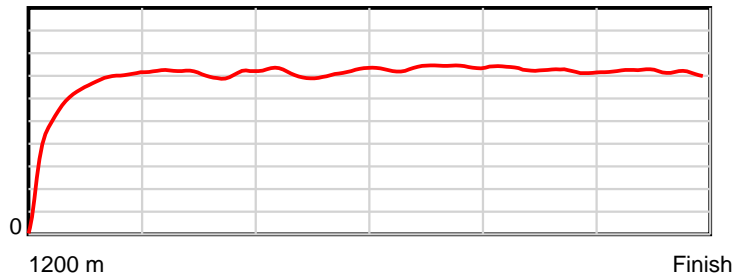
Tasracing Pty Ltd and Thoroughbred Ratings Pty Ltd accepts no responsibility for the completeness or accuracy of any of the information contained herein, and makes no representations about its suitability for any particular purpose. Users should make their own judgements about those matters and/or seek independent advice. You assume all risks associated with use of the data provided on this page.

Race Results

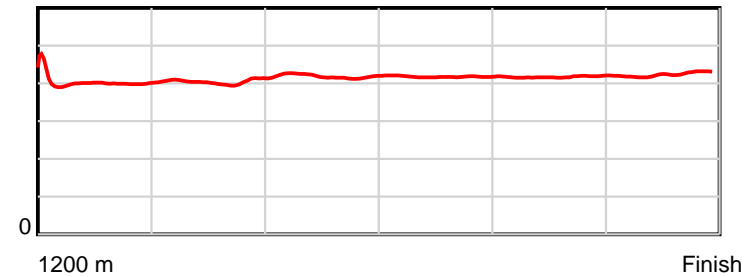
December 17, 2014, Race 1, MDN-SW, Distance 1200m, Mowbray - Offset 2m

Result	TAB no.	Horse (Barrier)	1200 to	1000m to	800m to	600m to	400m to	200m to	Total or	Margin
9th	15	Alsa Doll (6)	1000m	800m	600m	400m	200m	WP	Average	
		Position in running (margin)	-	13(0.0)	13(0.0)	13(0.0)	13(0.0)	11(0.0)		6.00
		Sectional time (s)	15.20	11.32	11.61	11.06	11.51	11.90		
		Cumulative time (s)	72.59	57.39	46.08	34.47	23.41	11.90	1:12.59	
		Speed (m/s)	13.16	17.67	17.23	18.08	17.38	16.81	16.53	
		Stride length (m)	5.72	7.15	7.23	7.55	7.24	7.12	6.95	
		Stride duration (s)	0.408	0.405	0.419	0.418	0.417	0.424	0.420	
		Stride efficiency (%)	51.19	79.96	81.65	89.10	81.99	79.29	75.40	
		Stride count	34.94	27.96	27.67	26.49	27.61	28.08	172.75	

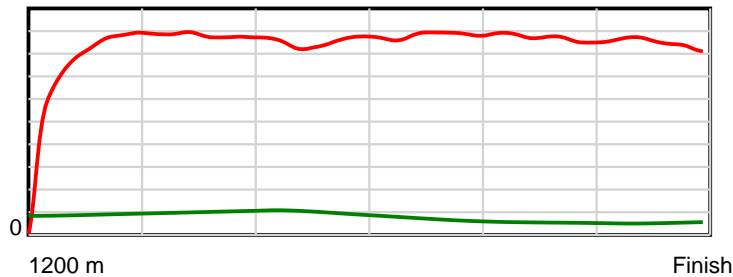
10 m Stride length



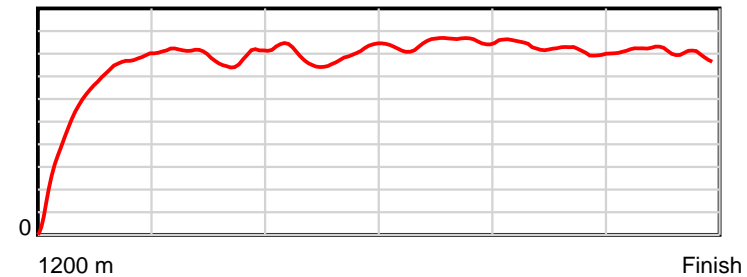
0.6 s Stride duration



20 m/sec Speed



100 % Stride efficiency



Note: Horizontal distance axis grid lines are 200m furlongs.

Disclaimer.

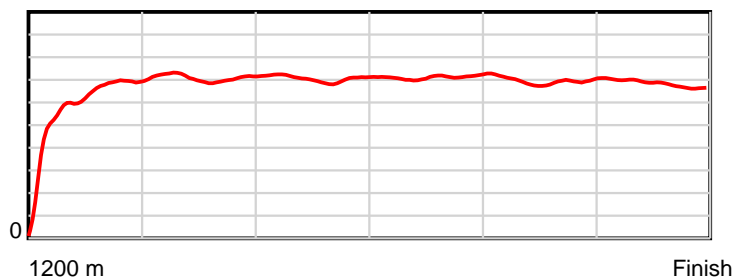
Tasracing Pty Ltd and Thoroughbred Ratings Pty Ltd accepts no responsibility for the completeness or accuracy of any of the information contained herein, and makes no representations about its suitability for any particular purpose. Users should make their own judgements about those matters and/or seek independent advice. You assume all risks associated with use of the data provided on this page.

Race Results

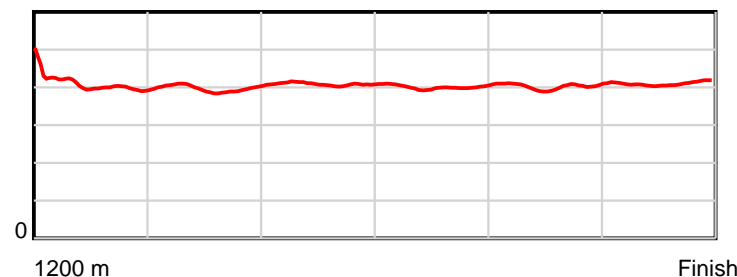
December 17, 2014, Race 1, MDN-SW, Distance 1200m, Mowbray - Offset 2m

Result	TAB no.	Horse (Barrier)	1200 to	1000m to	800m to	600m to	400m to	200m to	Total or	Margin
10th	16	Warrior's Ques... (7)	1000m	800m	600m	400m	200m	WP	Average	
		Position in running (margin)	-	12(0.0)	12(0.0)	12(0.0)	12(0.0)	12(0.0)		7.30
		Sectional time (s)	15.18	11.20	11.69	11.09	11.65	12.02		
		Cumulative time (s)	72.83	57.65	46.45	34.76	23.67	12.02	1:12.82	
		Speed (m/s)	13.18	17.86	17.11	18.03	17.17	16.64	16.48	
		Stride length (m)	5.44	7.10	6.98	7.22	6.90	6.83	6.68	
		Stride duration (s)	0.406	0.398	0.408	0.400	0.402	0.410	0.406	
		Stride efficiency (%)	46.19	78.81	76.19	81.51	74.42	72.88	69.80	
		Stride count	36.79	28.16	28.64	27.69	28.98	29.29	179.55	

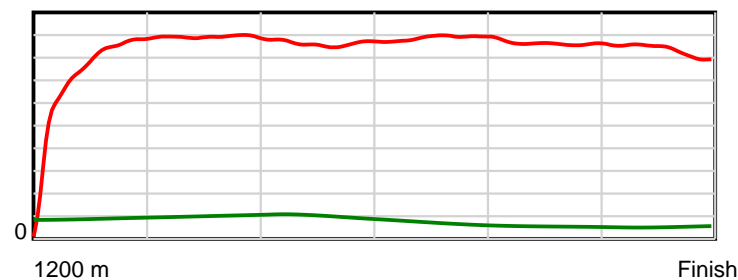
10 m Stride length



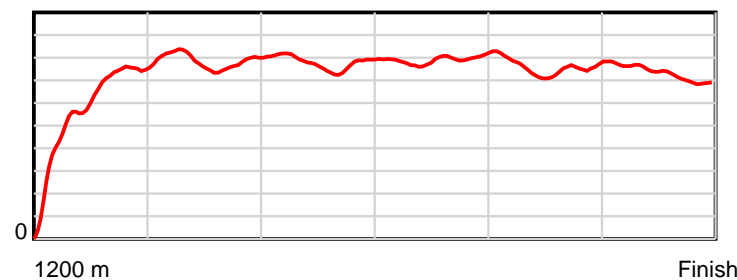
0.6 s Stride duration



20 m/sec Speed



100 % Stride efficiency



Note: Horizontal distance axis grid lines are 200m furlongs.

Disclaimer.

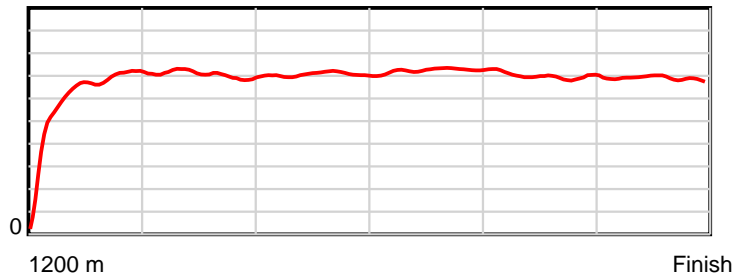
Tasracing Pty Ltd and Thoroughbred Ratings Pty Ltd accepts no responsibility for the completeness or accuracy of any of the information contained herein, and makes no representations about its suitability for any particular purpose. Users should make their own judgements about those matters and/or seek independent advice. You assume all risks associated with use of the data provided on this page.

Race Results

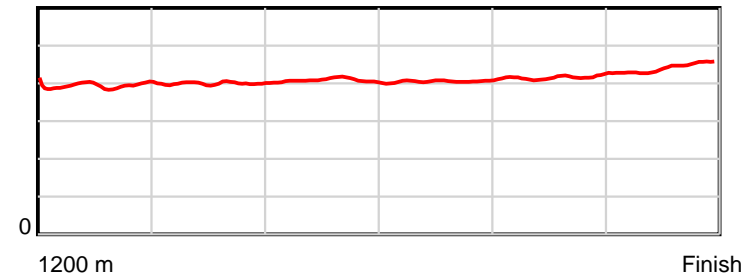
December 17, 2014, Race 1, MDN-SW, Distance 1200m, Mowbray - Offset 2m

Result	TAB no.	Horse (Barrier)	1200 to	1000m to	800m to	600m to	400m to	200m to	Total or	Margin
11th	4	The Daily Show (11)	1000m	800m	600m	400m	200m	WP	Average	
		Position in running (margin)	-	8(0.0)	7(0.0)	6(0.0)	6(0.0)	9(0.0)		11.80
		Sectional time (s)	14.93	11.15	11.59	11.03	12.10	12.88		
		Cumulative time (s)	73.67	58.74	47.59	36.01	24.98	12.88	1:13.67	
		Speed (m/s)	13.39	17.94	17.26	18.13	16.53	15.53	16.29	
		Stride length (m)	5.42	7.16	7.04	7.34	6.87	6.87	6.72	
		Stride duration (s)	0.390	0.399	0.408	0.405	0.415	0.442	0.412	
		Stride efficiency (%)	45.93	80.11	77.43	84.29	73.69	73.77	70.47	
		Stride count	36.89	27.93	28.41	27.23	29.12	29.11	178.69	

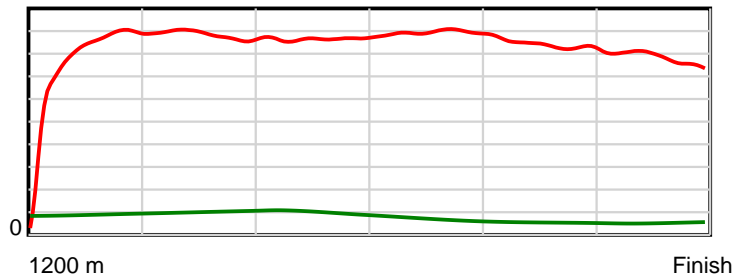
10 m Stride length



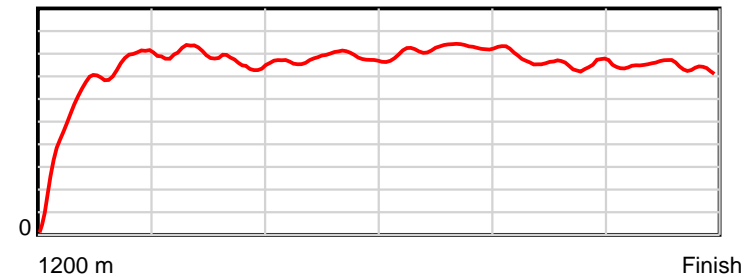
0.6 s Stride duration



20 m/sec Speed



100 % Stride efficiency



Note: Horizontal distance axis grid lines are 200m furlongs.

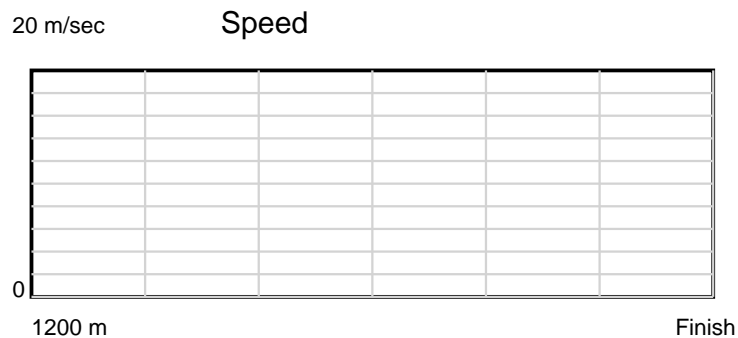
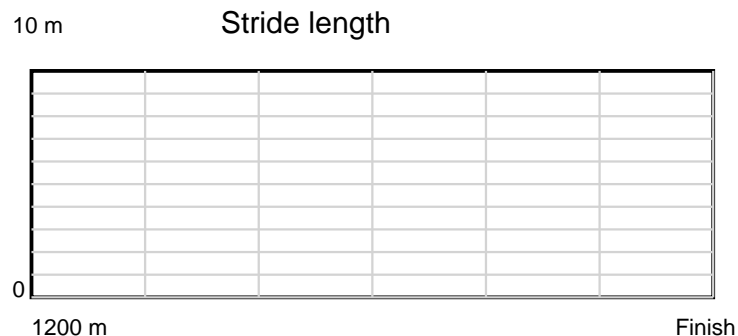
Disclaimer.

Tasracing Pty Ltd and Thoroughbred Ratings Pty Ltd accepts no responsibility for the completeness or accuracy of any of the information contained herein, and makes no representations about its suitability for any particular purpose. Users should make their own judgements about those matters and/or seek independent advice. You assume all risks associated with use of the data provided on this page.

Race Results

December 17, 2014, Race 1, MDN-SW, Distance 1200m, Mowbray - Offset 2m

Result	TAB no.	Horse (Barrier)	1200 to	1000m to	800m to	600m to	400m to	200m to	Total or	Margin
12th	11	Realisticness (13)	WP	Average						
		Position in running (margin)		11.90						
		Sectional time (s)								
		Cumulative time (s)	1:13.68							
		Speed (m/s)	16.28							
		Stride length (m)	nan							
		Stride duration (s)	nan							
		Stride efficiency (%)	nan							
		Stride count	0.00							



Note: Horizontal distance axis grid lines are 200m furlongs.

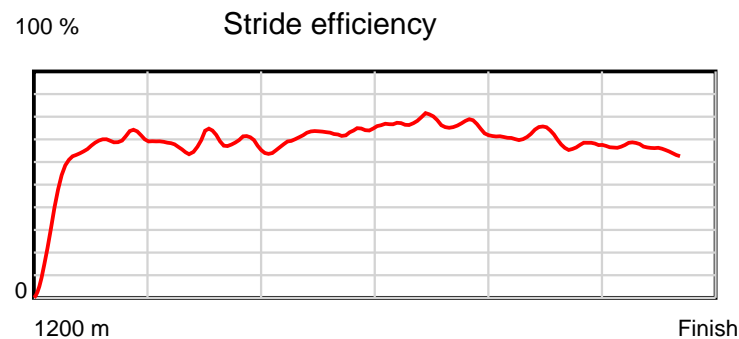
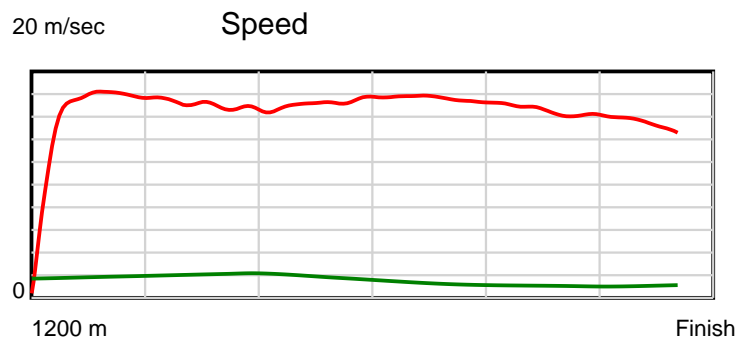
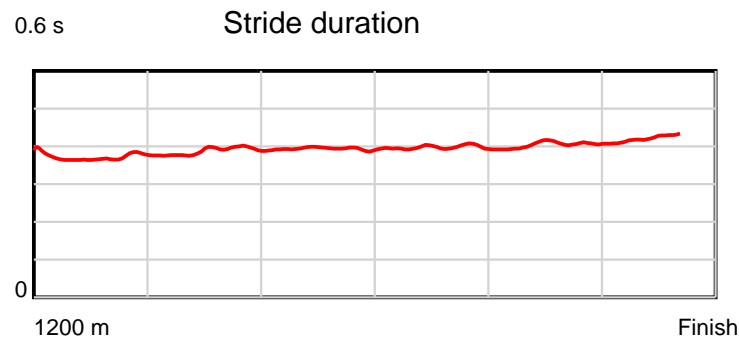
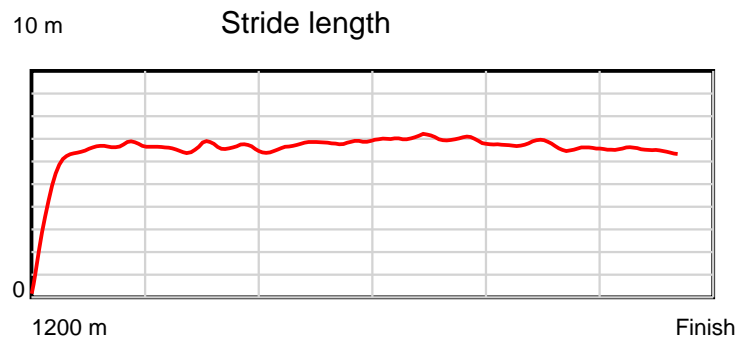
Disclaimer.

Tasracing Pty Ltd and Thoroughbred Ratings Pty Ltd accepts no responsibility for the completeness or accuracy of any of the information contained herein, and makes no representations about its suitability for any particular purpose. Users should make their own judgements about those matters and/or seek independent advice. You assume all risks associated with use of the data provided on this page.

Race Results

December 17, 2014, Race 1, MDN-SW, Distance 1200m, Mowbray - Offset 2m

Result	TAB no.	Horse (Barrier)	1200 to	1000m to	800m to	600m to	400m to	200m to	Total or	Margin
13th	9	Joyville (3)	1000m	800m	600m	400m	200m	WP	Average	
		Position in running (margin)	-	11(0.0)	10(0.0)	11(0.0)	11(0.0)	13(0.0)		14.40
		Sectional time (s)	15.23	11.09	11.80	11.12	11.98	12.96		
		Cumulative time (s)	74.17	58.94	47.85	36.06	24.94	12.96	1:14.17	
		Speed (m/s)	13.13	18.03	16.95	17.99	16.69	15.43	16.18	
		Stride length (m)	5.29	6.92	6.68	7.09	6.71	6.47	6.47	
		Stride duration (s)	0.395	0.384	0.394	0.394	0.402	0.419	0.400	
		Stride efficiency (%)	43.81	74.79	69.76	78.52	70.44	65.43	65.38	
		Stride count	37.77	28.91	29.93	28.21	29.79	30.91	185.52	



Note: Horizontal distance axis grid lines are 200m furlongs.

Disclaimer.

Tasracing Pty Ltd and Thoroughbred Ratings Pty Ltd accepts no responsibility for the completeness or accuracy of any of the information contained herein, and makes no representations about its suitability for any particular purpose. Users should make their own judgements about those matters and/or seek independent advice. You assume all risks associated with use of the data provided on this page.