



Race Results

Tasmanian Turf Club, Launceston, December 17, 2014

Compilation date: December 18, 2014, 1:54:13 PM (EST)

Copyright © 2014 Tasracing Pty Ltd. All rights reserved.

Trademarks.

StrideMASTER is a registered trademark of Thoroughbred Ratings Pty Ltd.

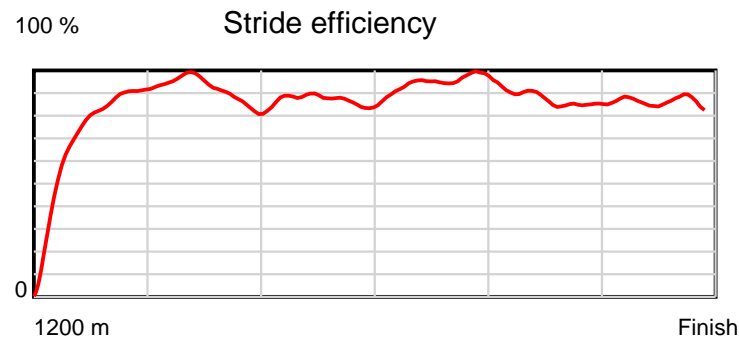
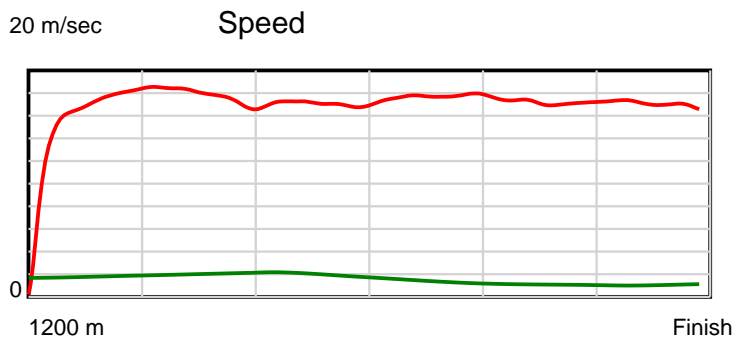
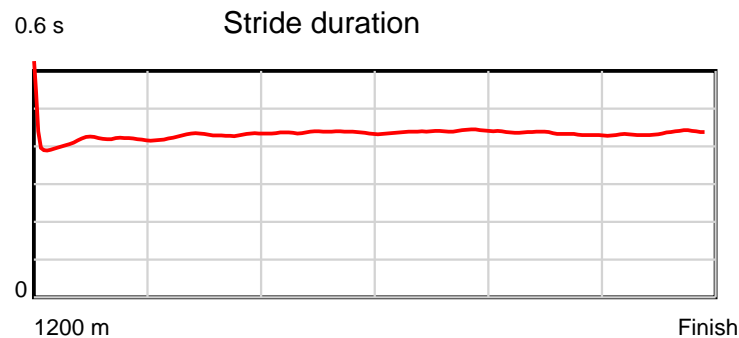
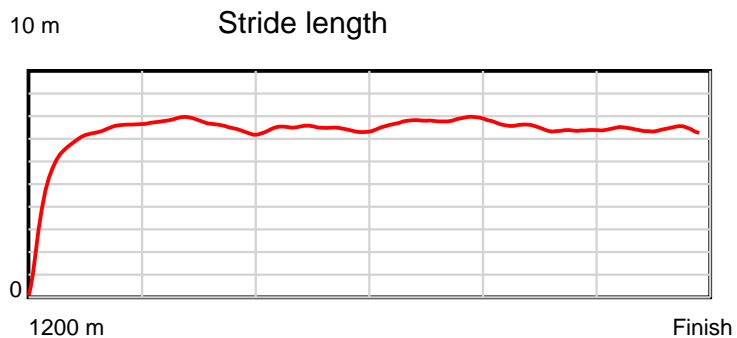
Disclaimer.

Tasracing Pty Ltd and Thoroughbred Ratings Pty Ltd accepts no responsibility for the completeness or accuracy of any of the information contained herein, and makes no representations about its suitability for any particular purpose. Users should make their own judgements about those matters and/or seek independent advice. You assume all risks associated with use of the data provided on this page.

Race Results

December 17, 2014, Race 3, CL1, Distance 1200m, Mowbray - Offset 2m

| Result | TAB no. | Horse (Barrier) | 1200 to | 1000m to | 800m to | 600m to | 400m to | 200m to | Total or | Margin |
|--------|---------|------------------------------|---------|----------|---------|---------|---------|---------|----------|--------|
| 1st | 11 | Lady Jane (3) | 1000m | 800m | 600m | 400m | 200m | WP | Average | |
| | | Position in running (margin) | - | 8(2.9) | 7(4.4) | 7(4.9) | 5(3.0) | 5(2.0) | | 0.00 |
| | | Sectional time (s) | 14.11 | 11.00 | 11.70 | 10.98 | 11.77 | 11.69 | | |
| | | Cumulative time (s) | 71.25 | 57.14 | 46.14 | 34.44 | 23.46 | 11.69 | 1:11.25 | |
| | | Speed (m/s) | 14.17 | 18.18 | 17.09 | 18.21 | 16.99 | 17.11 | 16.84 | |
| | | Stride length (m) | 6.09 | 7.81 | 7.46 | 8.01 | 7.39 | 7.44 | 7.31 | |
| | | Stride duration (s) | 0.430 | 0.429 | 0.436 | 0.440 | 0.435 | 0.435 | 0.434 | |
| | | Stride efficiency (%) | 57.96 | 95.23 | 86.86 | 100.19 | 85.42 | 86.49 | 83.46 | |
| | | Stride count | 32.84 | 25.62 | 26.83 | 24.98 | 27.05 | 26.88 | 164.20 | |



Note: Horizontal distance axis grid lines are 200m furlongs.

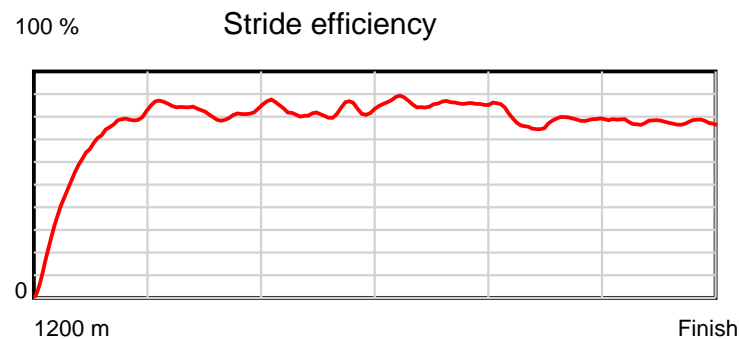
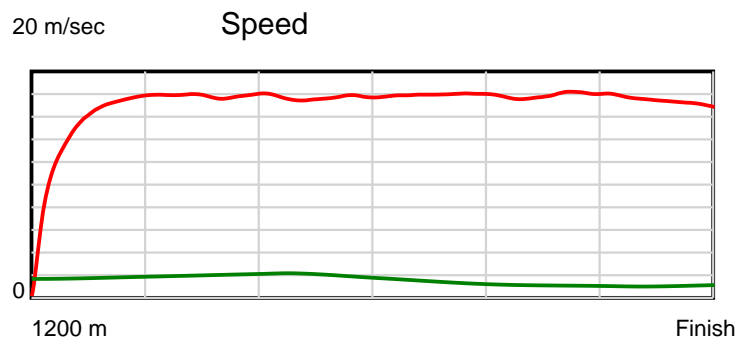
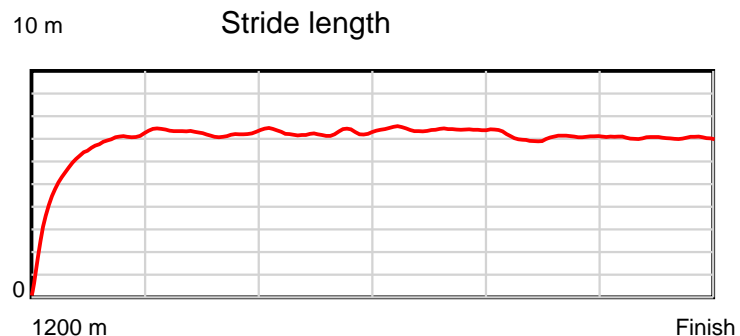
Disclaimer.

Tasracing Pty Ltd and Thoroughbred Ratings Pty Ltd accepts no responsibility for the completeness or accuracy of any of the information contained herein, and makes no representations about its suitability for any particular purpose. Users should make their own judgements about those matters and/or seek independent advice. You assume all risks associated with use of the data provided on this page.

Race Results

December 17, 2014, Race 3, CL1, Distance 1200m, Mowbray - Offset 2m

| Result | TAB no. | Horse (Barrier) | 1200 to | 1000m to | 800m to | 600m to | 400m to | 200m to | Total or | Margin |
|--------|---------|------------------------------|--------------|-------------|-------------|-------------|-------------|-----------|----------------|--------|
| 2nd | 6 | Stella Etoile (12) | 1000m | 800m | 600m | 400m | 200m | WP | Average | |
| | | Position in running (margin) | - | 11(5.4) | 13(8.4) | 11(7.1) | 12(5.9) | 6(2.2) | | 0.50 |
| | | Sectional time (s) | 14.80 | 11.26 | 11.40 | 11.09 | 11.32 | 11.46 | | |
| | | Cumulative time (s) | 71.34 | 56.54 | 45.28 | 33.87 | 22.78 | 11.46 | 1:11.34 | |
| | | Speed (m/s) | 13.51 | 17.76 | 17.54 | 18.03 | 17.67 | 17.45 | 16.82 | |
| | | Stride length (m) | 5.58 | 7.22 | 7.19 | 7.44 | 6.95 | 7.09 | 6.85 | |
| | | Stride duration (s) | 0.409 | 0.407 | 0.410 | 0.412 | 0.393 | 0.407 | 0.407 | |
| | | Stride efficiency (%) | 48.73 | 81.50 | 80.79 | 86.48 | 75.49 | 78.63 | 73.32 | |
| | | Stride count | 35.82 | 27.69 | 27.82 | 26.88 | 28.78 | 28.20 | 175.19 | |



Note: Horizontal distance axis grid lines are 200m furlongs.

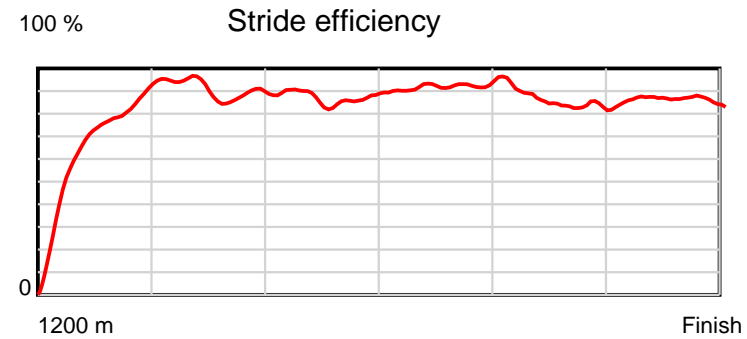
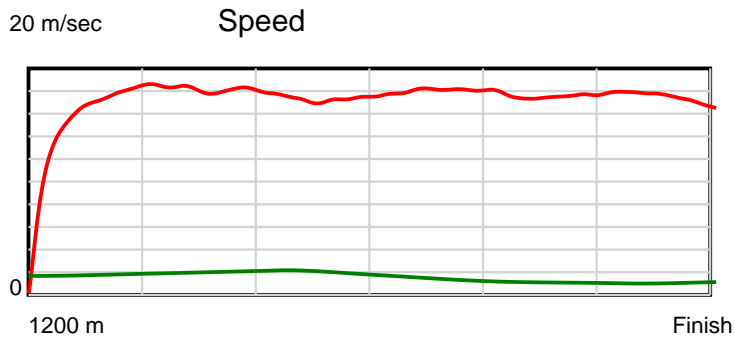
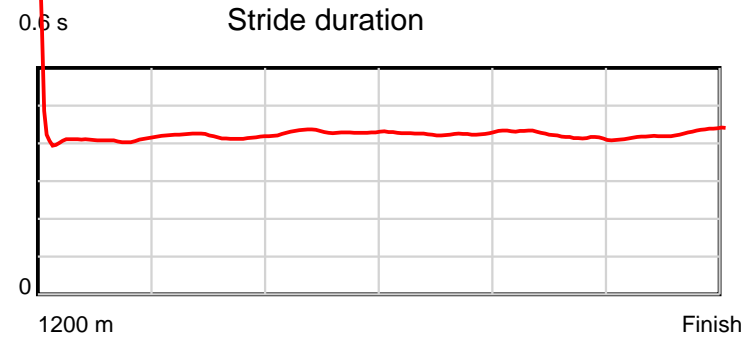
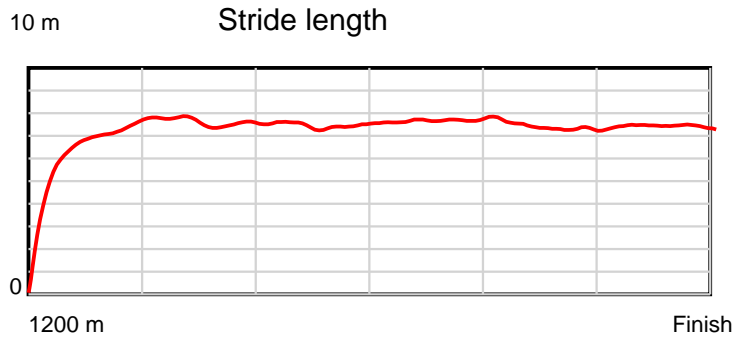
Disclaimer.

Tasracing Pty Ltd and Thoroughbred Ratings Pty Ltd accepts no responsibility for the completeness or accuracy of any of the information contained herein, and makes no representations about its suitability for any particular purpose. Users should make their own judgements about those matters and/or seek independent advice. You assume all risks associated with use of the data provided on this page.

Race Results

December 17, 2014, Race 3, CL1, Distance 1200m, Mowbray - Offset 2m

| Result | TAB no. | Horse (Barrier) | 1200 to | 1000m to | 800m to | 600m to | 400m to | 200m to | Total or | Margin |
|--------|---------|------------------------------|--------------|-------------|-------------|-------------|-------------|-----------|----------------|--------|
| 3rd | 13 | Erin's Element (6) | 1000m | 800m | 600m | 400m | 200m | WP | Average | |
| | | Position in running (margin) | - | 7(2.9) | 9(4.9) | 8(5.2) | 9(4.1) | 7(2.2) | | 0.80 |
| | | Sectional time (s) | 14.44 | 11.09 | 11.67 | 11.12 | 11.61 | 11.46 | | |
| | | Cumulative time (s) | 71.39 | 56.95 | 45.86 | 34.19 | 23.07 | 11.46 | 1:11.39 | |
| | | Speed (m/s) | 13.85 | 18.03 | 17.14 | 17.99 | 17.23 | 17.45 | 16.81 | |
| | | Stride length (m) | 5.84 | 7.55 | 7.38 | 7.67 | 7.22 | 7.46 | 7.12 | |
| | | Stride duration (s) | 0.411 | 0.419 | 0.431 | 0.426 | 0.419 | 0.428 | 0.424 | |
| | | Stride efficiency (%) | 53.33 | 89.03 | 85.08 | 91.95 | 81.35 | 87.06 | 79.32 | |
| | | Stride count | 34.24 | 26.50 | 27.10 | 26.07 | 27.72 | 26.80 | 168.43 | |



Note: Horizontal distance axis grid lines are 200m furlongs.

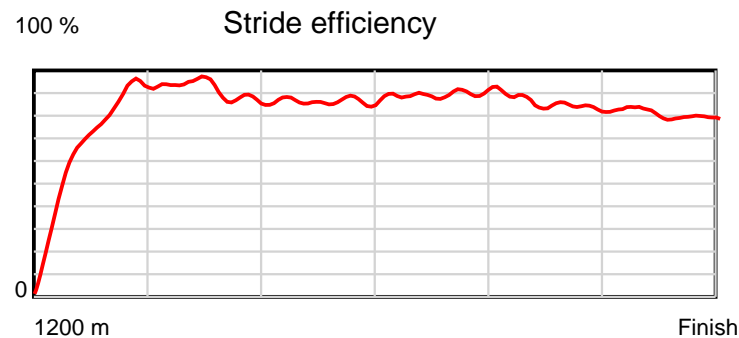
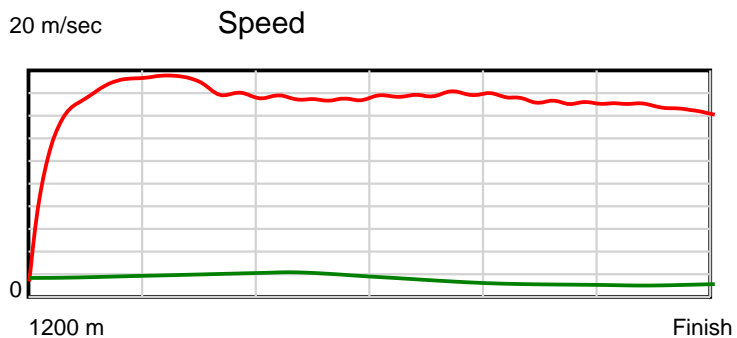
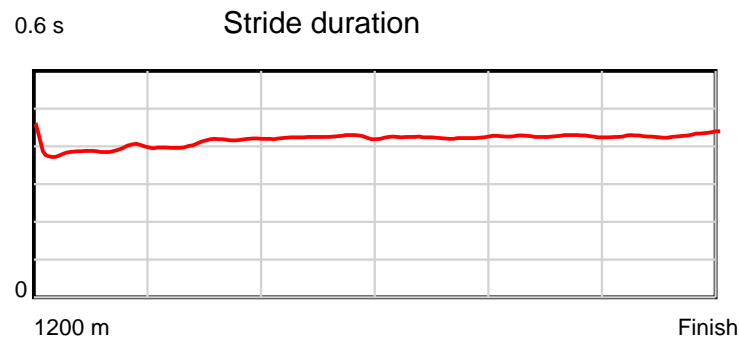
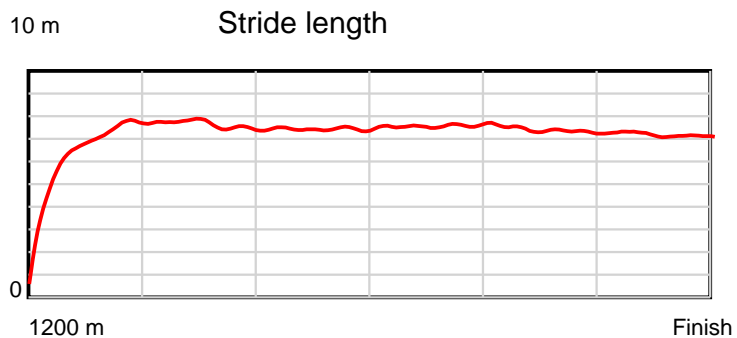
Disclaimer.

Tasracing Pty Ltd and Thoroughbred Ratings Pty Ltd accepts no responsibility for the completeness or accuracy of any of the information contained herein, and makes no representations about its suitability for any particular purpose. Users should make their own judgements about those matters and/or seek independent advice. You assume all risks associated with use of the data provided on this page.

Race Results

December 17, 2014, Race 3, CL1, Distance 1200m, Mowbray - Offset 2m

| Result | TAB no. | Horse (Barrier) | 1200 to | 1000m to | 800m to | 600m to | 400m to | 200m to | Total or | Margin |
|--------|---------|------------------------------|---------|----------|---------|---------|---------|---------|----------|--------|
| 4th | 1 | Princess Royal... (11) | 1000m | 800m | 600m | 400m | 200m | WP | Average | |
| | | Position in running (margin) | - | 1(0.0) | 2(0.7) | 2(0.2) | 2(0.1) | 1(0.0) | | 2.30 |
| | | Sectional time (s) | 14.03 | 10.87 | 11.53 | 11.28 | 11.92 | 12.03 | | |
| | | Cumulative time (s) | 71.66 | 57.63 | 46.76 | 35.23 | 23.95 | 12.03 | 1:11.65 | |
| | | Speed (m/s) | 14.25 | 18.40 | 17.35 | 17.73 | 16.78 | 16.63 | 16.75 | |
| | | Stride length (m) | 5.76 | 7.57 | 7.36 | 7.52 | 7.15 | 7.16 | 7.03 | |
| | | Stride duration (s) | 0.395 | 0.412 | 0.424 | 0.424 | 0.426 | 0.431 | 0.420 | |
| | | Stride efficiency (%) | 51.87 | 89.61 | 84.65 | 88.31 | 79.87 | 80.11 | 77.14 | |
| | | Stride count | 34.71 | 26.41 | 27.17 | 26.60 | 27.97 | 27.93 | 170.79 | |



Note: Horizontal distance axis grid lines are 200m furlongs.

Disclaimer.

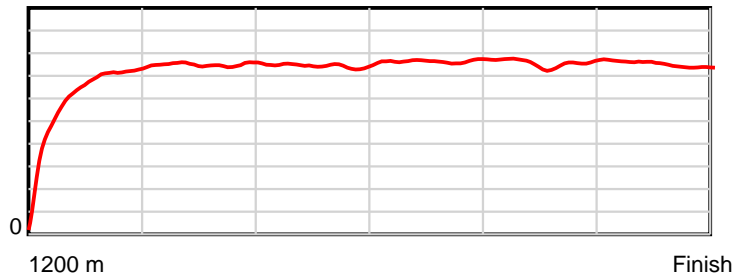
Tasracing Pty Ltd and Thoroughbred Ratings Pty Ltd accepts no responsibility for the completeness or accuracy of any of the information contained herein, and makes no representations about its suitability for any particular purpose. Users should make their own judgements about those matters and/or seek independent advice. You assume all risks associated with use of the data provided on this page.

Race Results

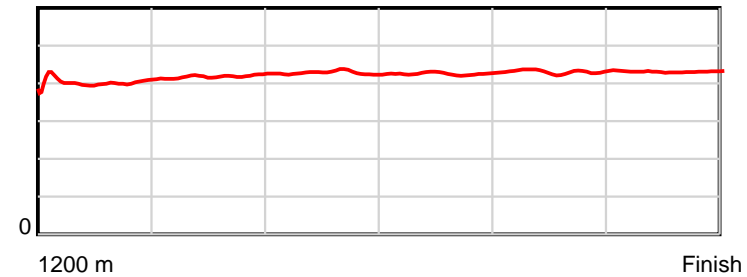
December 17, 2014, Race 3, CL1, Distance 1200m, Mowbray - Offset 2m

| Result | TAB no. | Horse (Barrier) | 1200 to | 1000m to | 800m to | 600m to | 400m to | 200m to | Total or | Margin |
|--------|---------|------------------------------|--------------|-------------|-------------|-------------|-------------|-----------|----------------|--------|
| 5th | 3 | Geegees Barito... (4) | 1000m | 800m | 600m | 400m | 200m | WP | Average | |
| | | Position in running (margin) | - | 10(3.7) | 10(6.1) | 10(6.5) | 13(5.9) | 11(3.9) | | 2.70 |
| | | Sectional time (s) | 14.52 | 11.15 | 11.68 | 11.20 | 11.60 | 11.57 | | |
| | | Cumulative time (s) | 71.73 | 57.21 | 46.06 | 34.38 | 23.17 | 11.57 | 1:11.73 | |
| | | Speed (m/s) | 13.77 | 17.94 | 17.12 | 17.86 | 17.24 | 17.29 | 16.73 | |
| | | Stride length (m) | 5.52 | 7.49 | 7.32 | 7.60 | 7.43 | 7.46 | 7.05 | |
| | | Stride duration (s) | 0.397 | 0.417 | 0.427 | 0.426 | 0.431 | 0.432 | 0.421 | |
| | | Stride efficiency (%) | 47.59 | 87.56 | 83.71 | 90.22 | 86.23 | 87.06 | 77.56 | |
| | | Stride count | 36.24 | 26.72 | 27.33 | 26.32 | 26.92 | 26.80 | 170.33 | |

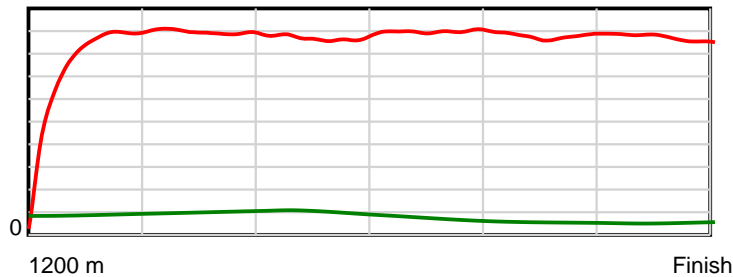
10 m Stride length



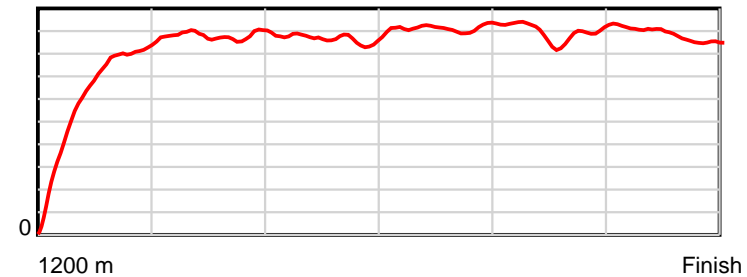
0.6 s Stride duration



20 m/sec Speed



100 % Stride efficiency



Note: Horizontal distance axis grid lines are 200m furlongs.

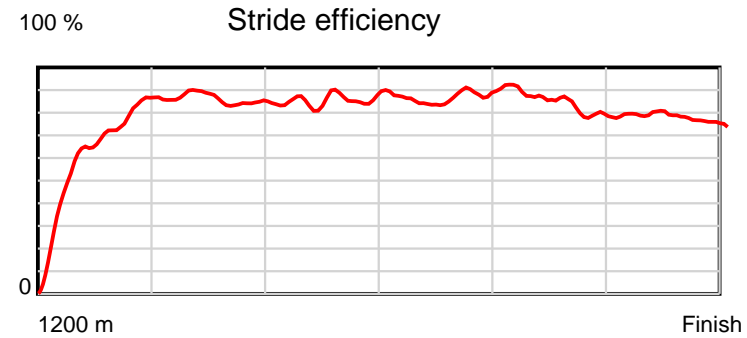
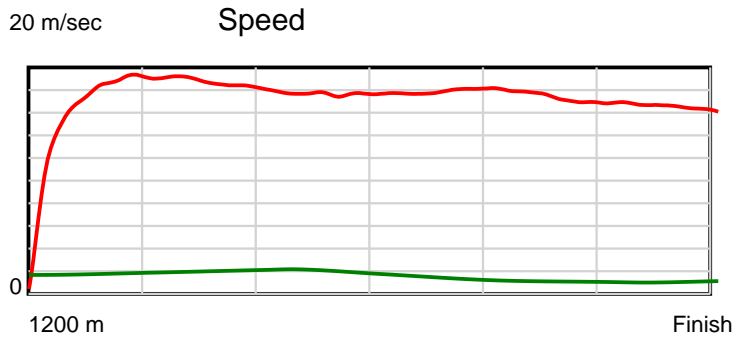
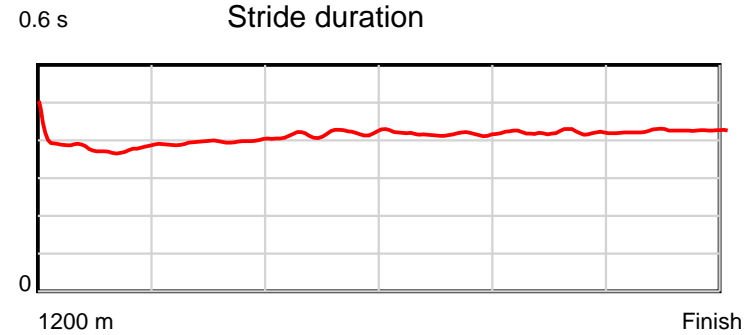
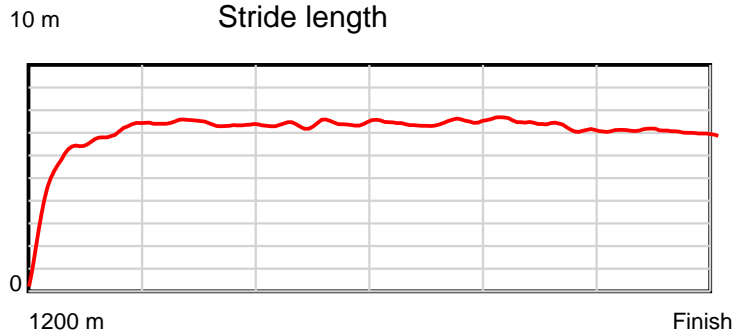
Disclaimer.

Tasracing Pty Ltd and Thoroughbred Ratings Pty Ltd accepts no responsibility for the completeness or accuracy of any of the information contained herein, and makes no representations about its suitability for any particular purpose. Users should make their own judgements about those matters and/or seek independent advice. You assume all risks associated with use of the data provided on this page.

Race Results

December 17, 2014, Race 3, CL1, Distance 1200m, Mowbray - Offset 2m

| Result | TAB no. | Horse (Barrier) | 1200 to | 1000m to | 800m to | 600m to | 400m to | 200m to | Total or | Margin |
|--------|---------|------------------------------|---------|----------|---------|---------|---------|---------|----------|--------|
| 6th | 7 | Up Cups (14) | 1000m | 800m | 600m | 400m | 200m | WP | Average | |
| | | Position in running (margin) | - | 2(0.3) | 1(0.0) | 1(0.0) | 1(0.0) | 3(1.4) | | 3.10 |
| | | Sectional time (s) | 13.88 | 10.70 | 11.62 | 11.30 | 12.16 | 12.15 | | |
| | | Cumulative time (s) | 71.81 | 57.93 | 47.23 | 35.61 | 24.32 | 12.15 | 1:11.81 | |
| | | Speed (m/s) | 14.41 | 18.69 | 17.21 | 17.70 | 16.45 | 16.46 | 16.71 | |
| | | Stride length (m) | 5.64 | 7.39 | 7.20 | 7.35 | 6.91 | 6.99 | 6.86 | |
| | | Stride duration (s) | 0.392 | 0.395 | 0.418 | 0.415 | 0.421 | 0.425 | 0.410 | |
| | | Stride efficiency (%) | 49.77 | 85.38 | 80.97 | 84.51 | 74.69 | 76.33 | 73.44 | |
| | | Stride count | 35.44 | 27.06 | 27.79 | 27.20 | 28.93 | 28.62 | 175.04 | |



Note: Horizontal distance axis grid lines are 200m furlongs.

Disclaimer.

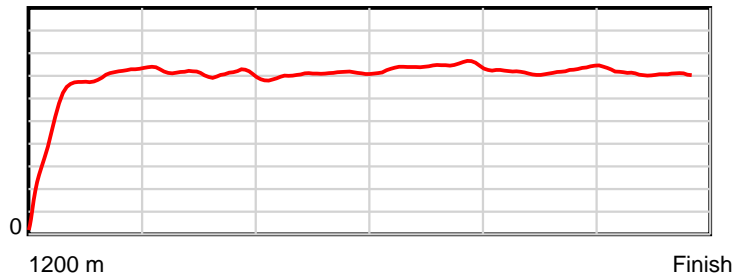
Tasracing Pty Ltd and Thoroughbred Ratings Pty Ltd accepts no responsibility for the completeness or accuracy of any of the information contained herein, and makes no representations about its suitability for any particular purpose. Users should make their own judgements about those matters and/or seek independent advice. You assume all risks associated with use of the data provided on this page.

Race Results

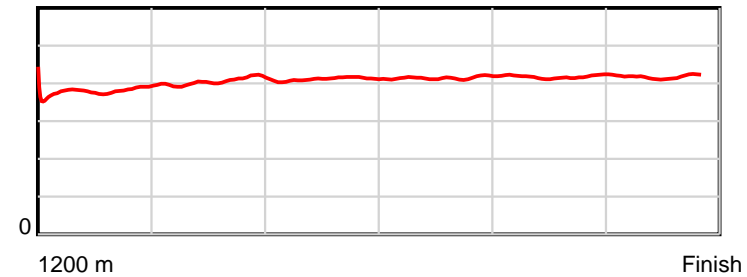
December 17, 2014, Race 3, CL1, Distance 1200m, Mowbray - Offset 2m

| Result | TAB no. | Horse (Barrier) | 1200 to | 1000m to | 800m to | 600m to | 400m to | 200m to | Total or | Margin |
|--------|---------|------------------------------|---------|----------|---------|---------|---------|---------|----------|--------|
| 7th | 12 | Ryan's Daughte... (7) | 1000m | 800m | 600m | 400m | 200m | WP | Average | |
| | | Position in running (margin) | - | 6(2.5) | 6(4.1) | 6(4.7) | 4(2.9) | 4(2.0) | | 3.30 |
| | | Sectional time (s) | 14.43 | 11.01 | 11.73 | 11.00 | 11.78 | 11.89 | | |
| | | Cumulative time (s) | 71.84 | 57.41 | 46.40 | 34.67 | 23.67 | 11.89 | 1:11.84 | |
| | | Speed (m/s) | 13.86 | 18.17 | 17.05 | 18.18 | 16.98 | 16.82 | 16.70 | |
| | | Stride length (m) | 5.63 | 7.30 | 7.02 | 7.51 | 7.08 | 7.04 | 6.87 | |
| | | Stride duration (s) | 0.392 | 0.402 | 0.411 | 0.413 | 0.417 | 0.419 | 0.411 | |
| | | Stride efficiency (%) | 49.45 | 83.23 | 76.90 | 88.23 | 78.27 | 77.50 | 73.70 | |
| | | Stride count | 35.55 | 27.40 | 28.51 | 26.62 | 28.26 | 28.40 | 174.74 | |

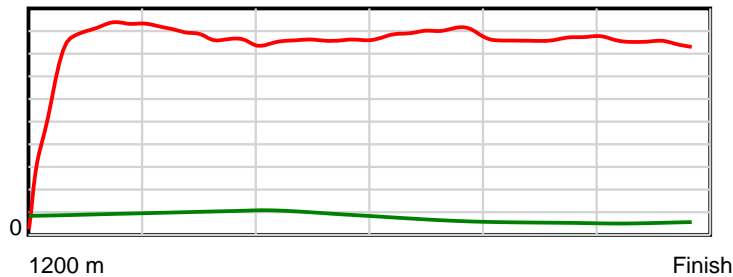
10 m Stride length



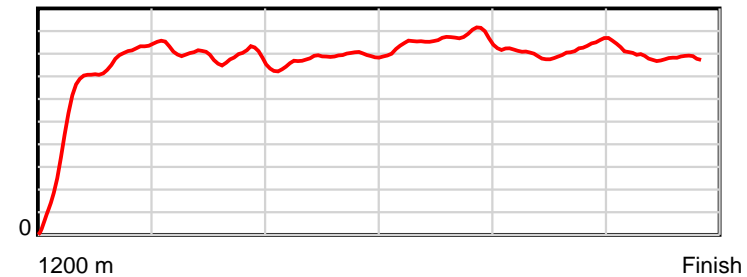
0.6 s Stride duration



20 m/sec Speed



100 % Stride efficiency



Note: Horizontal distance axis grid lines are 200m furlongs.

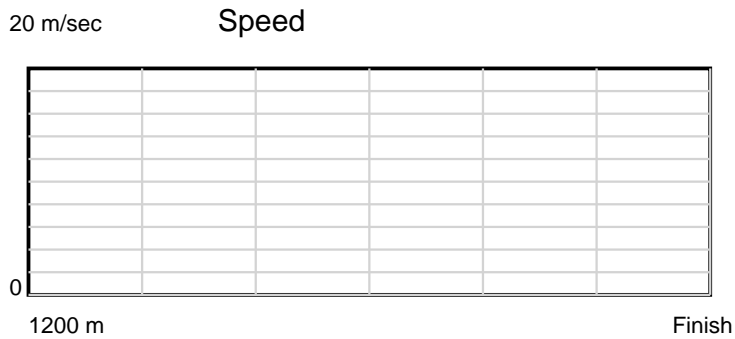
Disclaimer.

Tasracing Pty Ltd and Thoroughbred Ratings Pty Ltd accepts no responsibility for the completeness or accuracy of any of the information contained herein, and makes no representations about its suitability for any particular purpose. Users should make their own judgements about those matters and/or seek independent advice. You assume all risks associated with use of the data provided on this page.

Race Results

December 17, 2014, Race 3, CL1, Distance 1200m, Mowbray - Offset 2m

| Result | TAB no. | Horse (Barrier) | 1200 to | 1000m to | 800m to | 600m to | 400m to | 200m to | Total or | Margin |
|--------|---------|------------------------------|---------|----------|---------|---------|---------|---------|----------|--------|
| 8th | 5 | Ishbell (8) | | | | | | | | |
| | | Position in running (margin) | | | | | | | | |
| | | Sectional time (s) | | | | | | | | |
| | | Cumulative time (s) | | | | | | | | |
| | | Speed (m/s) | | | | | | | | |
| | | Stride length (m) | | | | | | | | |
| | | Stride duration (s) | | | | | | | | |
| | | Stride efficiency (%) | | | | | | | | |
| | | Stride count | | | | | | | | |



Note: Horizontal distance axis grid lines are 200m furlongs.

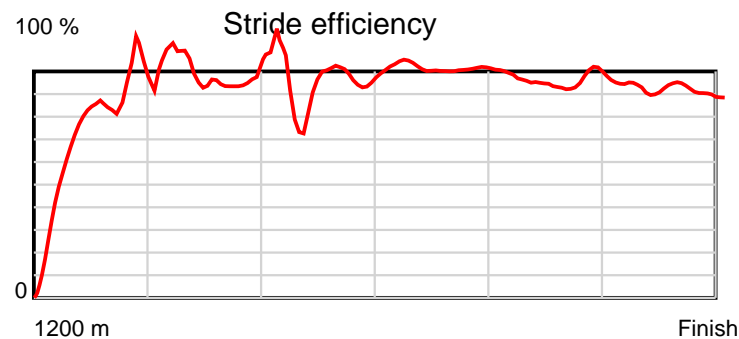
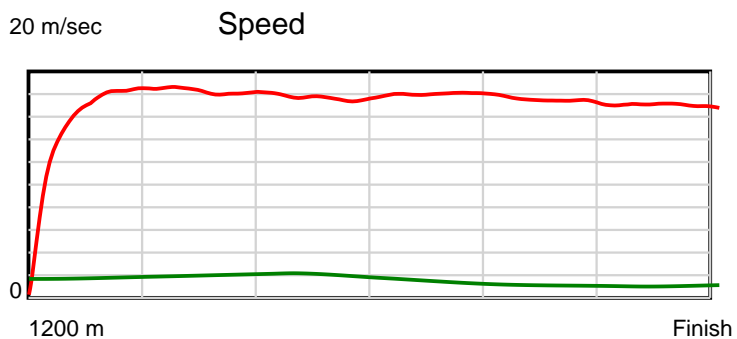
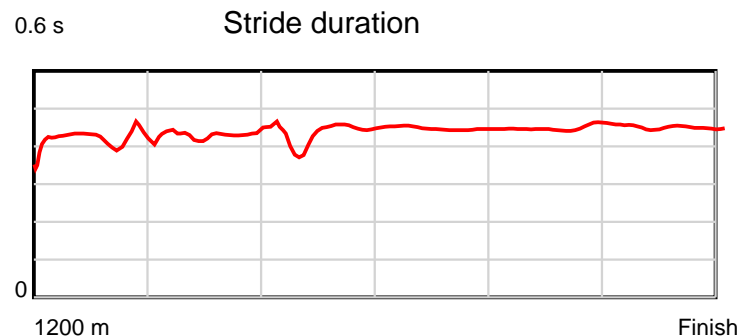
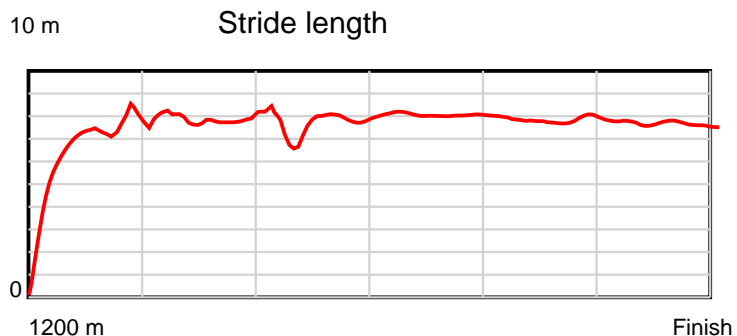
Disclaimer.

Tasracing Pty Ltd and Thoroughbred Ratings Pty Ltd accepts no responsibility for the completeness or accuracy of any of the information contained herein, and makes no representations about its suitability for any particular purpose. Users should make their own judgements about those matters and/or seek independent advice. You assume all risks associated with use of the data provided on this page.

Race Results

December 17, 2014, Race 3, CL1, Distance 1200m, Mowbray - Offset 2m

| Result | TAB no. | Horse (Barrier) | 1200 to | 1000m to | 800m to | 600m to | 400m to | 200m to | Total or | Margin |
|--------|---------|------------------------------|--------------|-------------|-------------|-------------|-------------|-----------|----------------|--------|
| 9th | 2 | Eternal Speed (10) | 1000m | 800m | 600m | 400m | 200m | WP | Average | |
| | | Position in running (margin) | - | 4(1.7) | 5(3.7) | 4(3.9) | 6(3.3) | 9(2.7) | | 3.90 |
| | | Sectional time (s) | 14.40 | 11.08 | 11.66 | 11.20 | 11.82 | 11.78 | | |
| | | Cumulative time (s) | 71.95 | 57.55 | 46.47 | 34.81 | 23.60 | 11.78 | 1:11.95 | |
| | | Speed (m/s) | 13.89 | 18.05 | 17.15 | 17.86 | 16.92 | 16.98 | 16.68 | |
| | | Stride length (m) | 5.83 | 7.67 | 7.22 | 7.97 | 7.61 | 7.63 | 7.25 | |
| | | Stride duration (s) | 0.405 | 0.425 | 0.421 | 0.447 | 0.450 | 0.449 | 0.434 | |
| | | Stride efficiency (%) | 53.16 | 92.05 | 81.54 | 99.37 | 90.41 | 90.97 | 82.04 | |
| | | Stride count | 34.29 | 26.06 | 27.69 | 25.08 | 26.29 | 26.21 | 165.62 | |



Note: Horizontal distance axis grid lines are 200m furlongs.

Disclaimer.

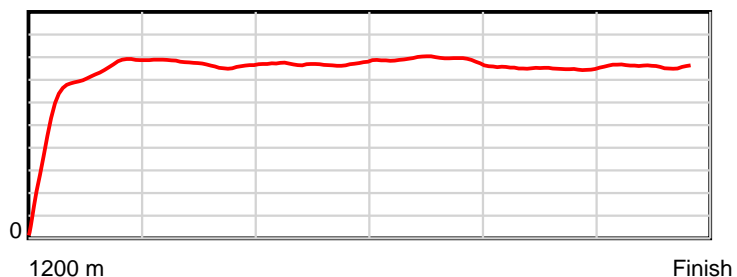
Tasracing Pty Ltd and Thoroughbred Ratings Pty Ltd accepts no responsibility for the completeness or accuracy of any of the information contained herein, and makes no representations about its suitability for any particular purpose. Users should make their own judgements about those matters and/or seek independent advice. You assume all risks associated with use of the data provided on this page.

Race Results

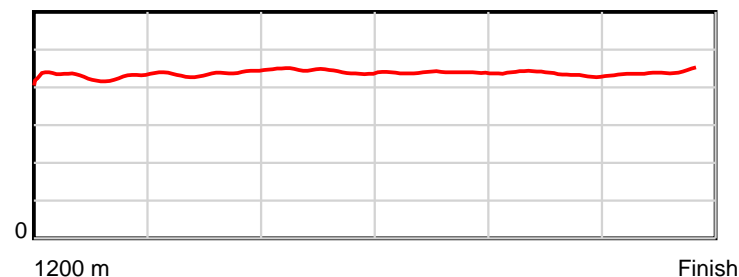
December 17, 2014, Race 3, CL1, Distance 1200m, Mowbray - Offset 2m

| Result | TAB no. | Horse (Barrier) | 1200 to | 1000m to | 800m to | 600m to | 400m to | 200m to | Total or | Margin |
|--------|---------|------------------------------|--------------|-------------|-------------|-------------|-------------|-----------|----------------|--------|
| 10th | 10 | Grey Hype (9) | 1000m | 800m | 600m | 400m | 200m | WP | Average | |
| | | Position in running (margin) | - | 13(6.0) | 12(7.8) | 13(8.3) | 10(5.5) | 12(4.6) | | 4.40 |
| | | Sectional time (s) | 15.04 | 11.06 | 11.71 | 10.83 | 11.78 | 11.62 | | |
| | | Cumulative time (s) | 72.04 | 57.00 | 45.94 | 34.24 | 23.41 | 11.62 | 1:12.04 | |
| | | Speed (m/s) | 13.30 | 18.08 | 17.08 | 18.47 | 16.98 | 17.21 | 16.66 | |
| | | Stride length (m) | 5.80 | 7.89 | 7.58 | 8.10 | 7.41 | 7.56 | 7.30 | |
| | | Stride duration (s) | 0.419 | 0.436 | 0.444 | 0.439 | 0.436 | 0.439 | 0.438 | |
| | | Stride efficiency (%) | 52.54 | 97.27 | 89.78 | 102.63 | 85.71 | 89.31 | 83.28 | |
| | | Stride count | 34.49 | 25.35 | 26.39 | 24.68 | 27.01 | 26.46 | 164.38 | |

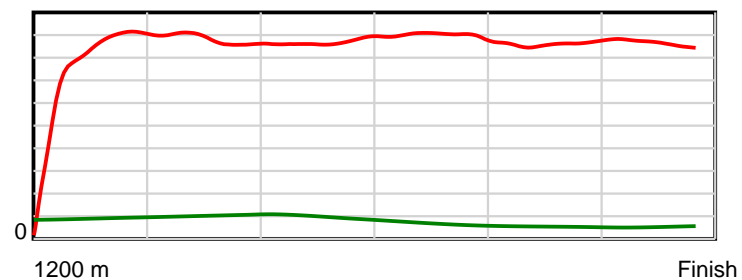
10 m Stride length



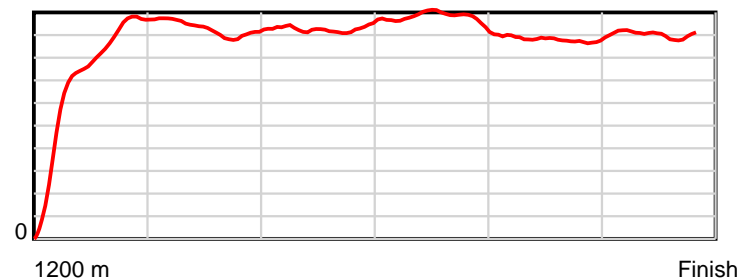
0.6 s Stride duration



20 m/sec Speed



100 % Stride efficiency



Note: Horizontal distance axis grid lines are 200m furlongs.

Disclaimer.

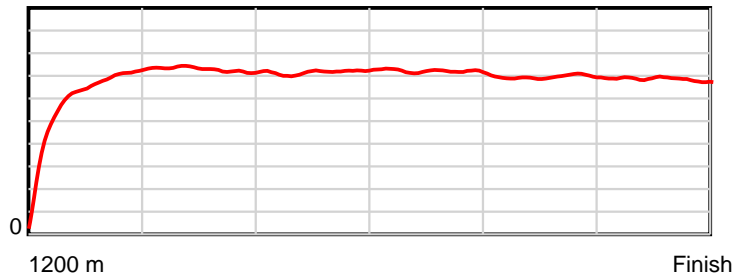
Tasracing Pty Ltd and Thoroughbred Ratings Pty Ltd accepts no responsibility for the completeness or accuracy of any of the information contained herein, and makes no representations about its suitability for any particular purpose. Users should make their own judgements about those matters and/or seek independent advice. You assume all risks associated with use of the data provided on this page.

Race Results

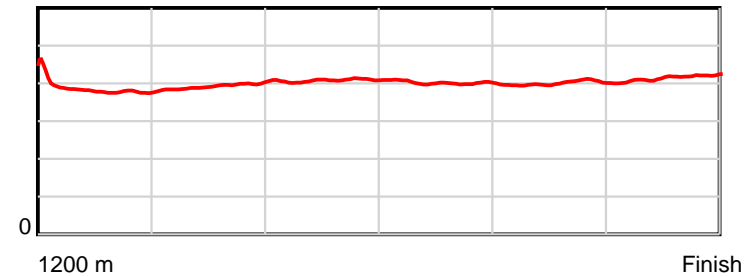
December 17, 2014, Race 3, CL1, Distance 1200m, Mowbray - Offset 2m

| Result | TAB no. | Horse (Barrier) | 1200 to | 1000m to | 800m to | 600m to | 400m to | 200m to | Total or | Margin |
|--------|---------|-------------------------------|--------------|-------------|-------------|-------------|-------------|-----------|----------------|--------|
| 11th | 14 | Gotta Have Vib... (13) | 1000m | 800m | 600m | 400m | 200m | WP | Average | |
| | | Position in running (margin) | - | 3(1.7) | 3(2.4) | 3(1.6) | 3(1.8) | 2(0.8) | | 4.80 |
| | | Sectional time (s) | 14.37 | 10.87 | 11.48 | 11.34 | 11.76 | 12.29 | | |
| | | Cumulative time (s) | 72.12 | 57.75 | 46.87 | 35.39 | 24.05 | 12.29 | 1:12.12 | |
| | | Speed (m/s) | 13.92 | 18.40 | 17.42 | 17.64 | 17.01 | 16.27 | 16.64 | |
| | | Stride length (m) | 5.68 | 7.24 | 7.09 | 7.06 | 6.81 | 6.76 | 6.73 | |
| | | Stride duration (s) | 0.390 | 0.394 | 0.407 | 0.400 | 0.401 | 0.415 | 0.404 | |
| | | Stride efficiency (%) | 50.40 | 81.97 | 78.47 | 77.96 | 72.49 | 71.43 | 70.77 | |
| | | Stride count | 35.22 | 27.61 | 28.22 | 28.32 | 29.36 | 29.58 | 178.31 | |

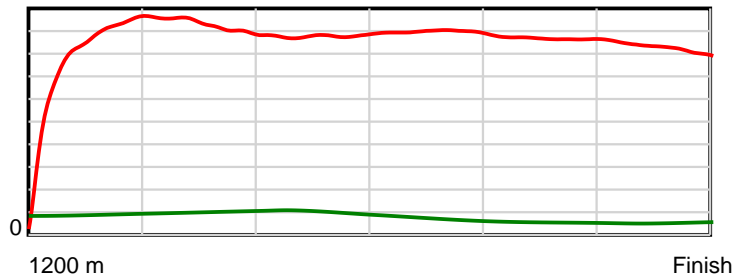
10 m Stride length



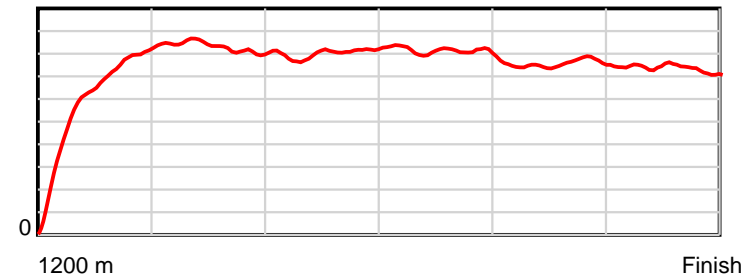
0.6 s Stride duration



20 m/sec Speed



100 % Stride efficiency



Note: Horizontal distance axis grid lines are 200m furlongs.

Disclaimer.

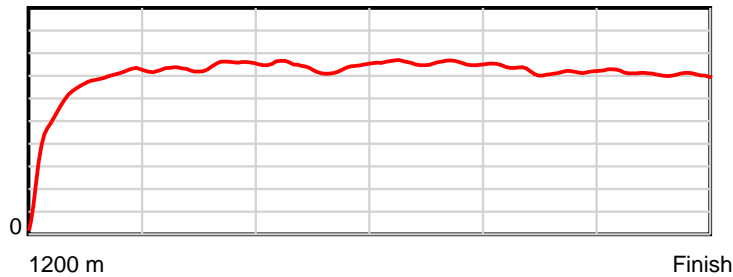
Tasracing Pty Ltd and Thoroughbred Ratings Pty Ltd accepts no responsibility for the completeness or accuracy of any of the information contained herein, and makes no representations about its suitability for any particular purpose. Users should make their own judgements about those matters and/or seek independent advice. You assume all risks associated with use of the data provided on this page.

Race Results

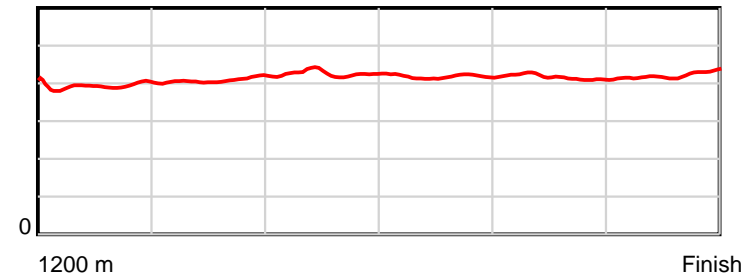
December 17, 2014, Race 3, CL1, Distance 1200m, Mowbray - Offset 2m

| Result | TAB no. | Horse (Barrier) | 1200 to | 1000m to | 800m to | 600m to | 400m to | 200m to | Total or | Margin |
|--------|---------|------------------------------|--------------|-------------|-------------|-------------|-------------|-----------|----------------|--------|
| 12th | 9 | Arapid Squaw (5) | 1000m | 800m | 600m | 400m | 200m | WP | Average | |
| | | Position in running (margin) | - | 9(3.7) | 4(3.1) | 9(5.3) | 8(3.7) | 10(3.3) | | 5.00 |
| | | Sectional time (s) | 14.54 | 10.65 | 11.99 | 11.04 | 11.86 | 12.07 | | |
| | | Cumulative time (s) | 72.15 | 57.61 | 46.96 | 34.97 | 23.93 | 12.07 | 1:12.15 | |
| | | Speed (m/s) | 13.75 | 18.78 | 16.68 | 18.12 | 16.86 | 16.57 | 16.63 | |
| | | Stride length (m) | 5.55 | 7.67 | 7.08 | 7.56 | 7.01 | 7.01 | 6.90 | |
| | | Stride duration (s) | 0.394 | 0.409 | 0.425 | 0.417 | 0.416 | 0.423 | 0.415 | |
| | | Stride efficiency (%) | 48.22 | 92.05 | 78.38 | 89.25 | 76.89 | 76.78 | 74.49 | |
| | | Stride count | 36.00 | 26.06 | 28.24 | 26.46 | 28.51 | 28.53 | 173.80 | |

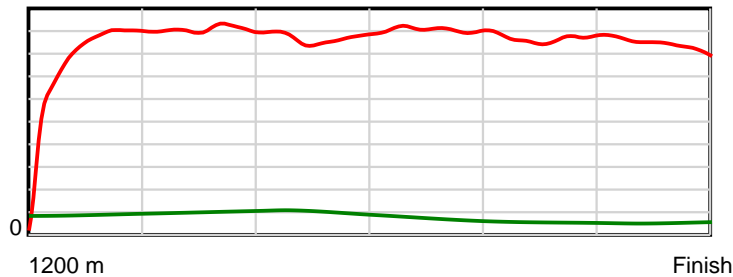
10 m Stride length



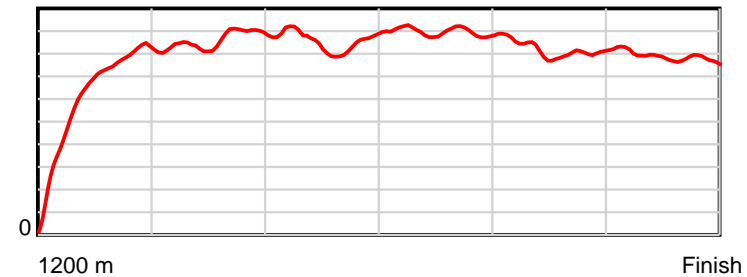
0.6 s Stride duration



20 m/sec Speed



100 % Stride efficiency



Note: Horizontal distance axis grid lines are 200m furlongs.

Disclaimer.

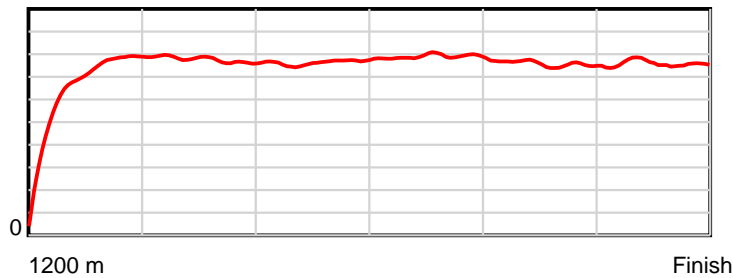
Tasracing Pty Ltd and Thoroughbred Ratings Pty Ltd accepts no responsibility for the completeness or accuracy of any of the information contained herein, and makes no representations about its suitability for any particular purpose. Users should make their own judgements about those matters and/or seek independent advice. You assume all risks associated with use of the data provided on this page.

Race Results

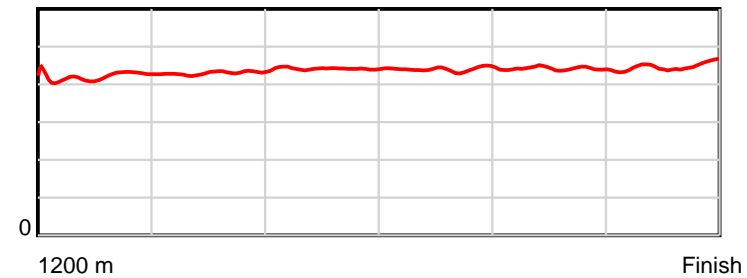
December 17, 2014, Race 3, CL1, Distance 1200m, Mowbray - Offset 2m

| Result | TAB no. | Horse (Barrier) | 1200 to | 1000m to | 800m to | 600m to | 400m to | 200m to | Total or | Margin |
|--------|---------|------------------------------|--------------|-------------|-------------|-------------|-------------|-----------|----------------|--------|
| 13th | 4 | Geegees Firstw... (2) | 1000m | 800m | 600m | 400m | 200m | WP | Average | |
| | | Position in running (margin) | - | 5(2.3) | 8(4.8) | 5(4.3) | 7(3.4) | 8(2.4) | | 5.20 |
| | | Sectional time (s) | 14.55 | 11.17 | 11.53 | 11.15 | 11.76 | 12.03 | | |
| | | Cumulative time (s) | 72.19 | 57.64 | 46.48 | 34.94 | 23.80 | 12.03 | 1:12.18 | |
| | | Speed (m/s) | 13.75 | 17.91 | 17.35 | 17.94 | 17.01 | 16.63 | 16.62 | |
| | | Stride length (m) | 6.12 | 7.72 | 7.66 | 7.86 | 7.49 | 7.46 | 7.33 | |
| | | Stride duration (s) | 0.422 | 0.431 | 0.441 | 0.438 | 0.440 | 0.449 | 0.441 | |
| | | Stride efficiency (%) | 58.58 | 93.11 | 91.60 | 96.53 | 87.66 | 86.87 | 84.01 | |
| | | Stride count | 32.66 | 25.91 | 26.12 | 25.45 | 26.70 | 26.82 | 163.66 | |

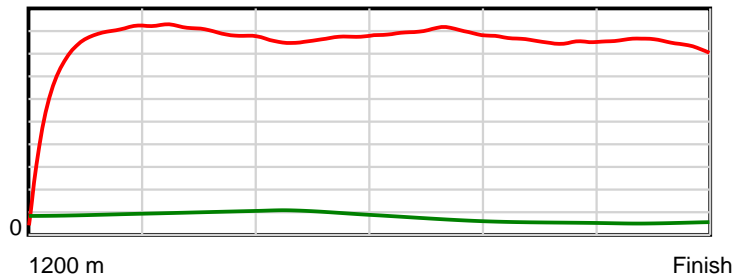
10 m Stride length



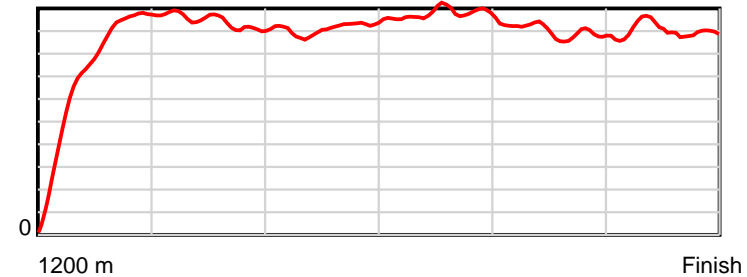
0.6 s Stride duration



20 m/sec Speed



100 % Stride efficiency



Note: Horizontal distance axis grid lines are 200m furlongs.

Disclaimer.

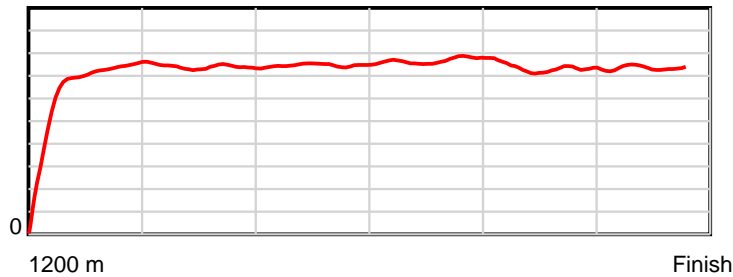
Tasracing Pty Ltd and Thoroughbred Ratings Pty Ltd accepts no responsibility for the completeness or accuracy of any of the information contained herein, and makes no representations about its suitability for any particular purpose. Users should make their own judgements about those matters and/or seek independent advice. You assume all risks associated with use of the data provided on this page.

Race Results

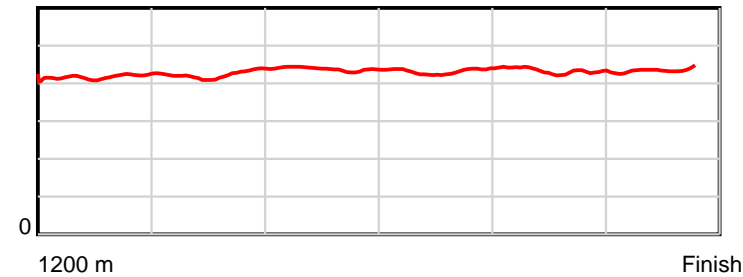
December 17, 2014, Race 3, CL1, Distance 1200m, Mowbray - Offset 2m

| Result | TAB no. | Horse (Barrier) | 1200 to | 1000m to | 800m to | 600m to | 400m to | 200m to | Total or | Margin |
|--------|---------|------------------------------|--------------|-------------|-------------|-------------|-------------|-----------|----------------|--------|
| 14th | 8 | The Stockman (1) | 1000m | 800m | 600m | 400m | 200m | WP | Average | |
| | | Position in running (margin) | - | 12(5.4) | 11(7.2) | 12(7.2) | 11(5.6) | 13(4.7) | | 5.30 |
| | | Sectional time (s) | 14.88 | 11.06 | 11.62 | 11.02 | 11.78 | 11.85 | | |
| | | Cumulative time (s) | 72.21 | 57.33 | 46.27 | 34.65 | 23.63 | 11.85 | 1:12.20 | |
| | | Speed (m/s) | 13.44 | 18.08 | 17.21 | 18.15 | 16.98 | 16.88 | 16.62 | |
| | | Stride length (m) | 5.80 | 7.61 | 7.54 | 7.82 | 7.36 | 7.36 | 7.18 | |
| | | Stride duration (s) | 0.418 | 0.421 | 0.438 | 0.431 | 0.434 | 0.436 | 0.432 | |
| | | Stride efficiency (%) | 52.52 | 90.59 | 88.78 | 95.68 | 84.76 | 84.66 | 80.50 | |
| | | Stride count | 34.50 | 26.27 | 26.53 | 25.56 | 27.16 | 27.17 | 167.19 | |

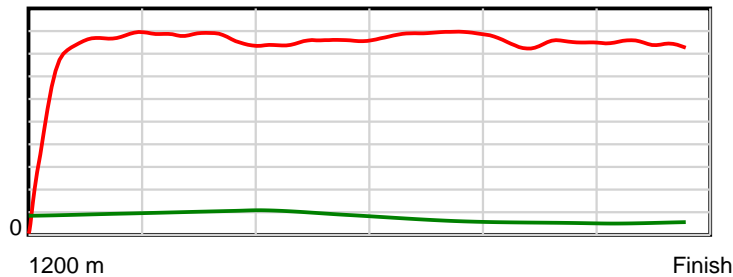
10 m Stride length



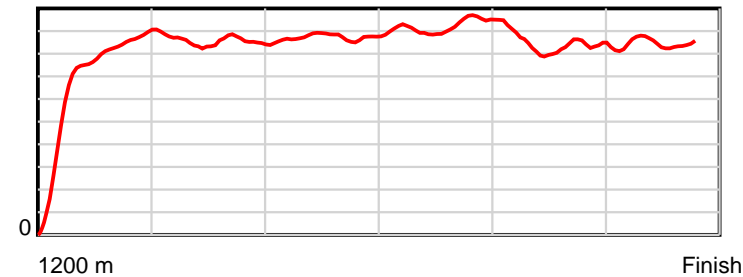
0.6 s Stride duration



20 m/sec Speed



100 % Stride efficiency



Note: Horizontal distance axis grid lines are 200m furlongs.

Disclaimer.

Tasracing Pty Ltd and Thoroughbred Ratings Pty Ltd accepts no responsibility for the completeness or accuracy of any of the information contained herein, and makes no representations about its suitability for any particular purpose. Users should make their own judgements about those matters and/or seek independent advice. You assume all risks associated with use of the data provided on this page.