



Race Results

Tasmanian Turf Club, Launceston, December 17, 2014

Compilation date: December 18, 2014, 1:54:56 PM (EST)

Copyright © 2014 Tasracing Pty Ltd. All rights reserved.

Trademarks.

StrideMASTER is a registered trademark of Thoroughbred Ratings Pty Ltd.

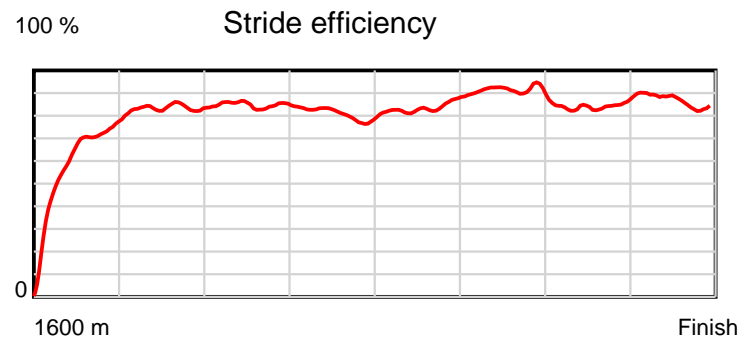
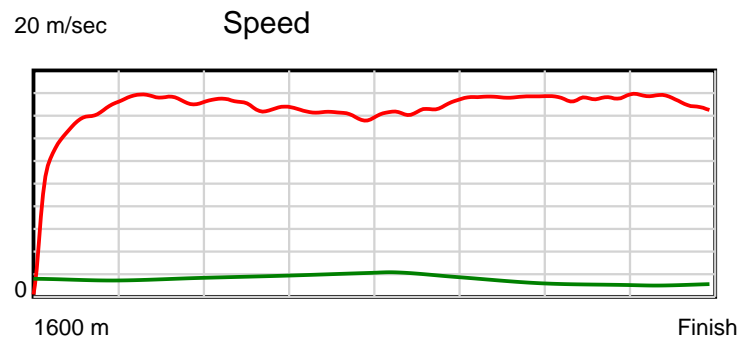
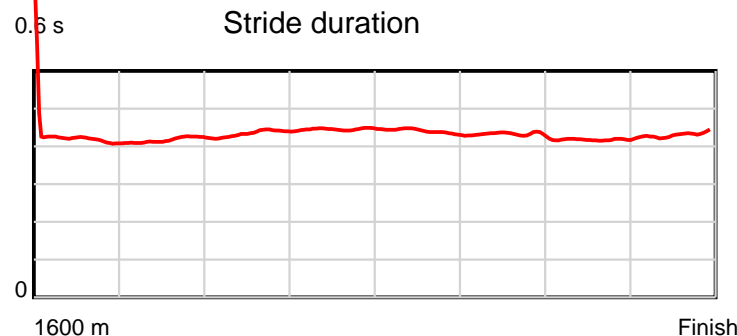
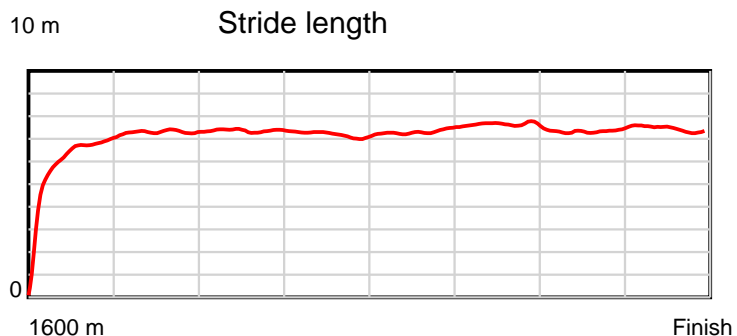
Disclaimer.

Tasracing Pty Ltd and Thoroughbred Ratings Pty Ltd accepts no responsibility for the completeness or accuracy of any of the information contained herein, and makes no representations about its suitability for any particular purpose. Users should make their own judgements about those matters and/or seek independent advice. You assume all risks associated with use of the data provided on this page.

Race Results

December 17, 2014, Race 4, BM62, Distance 1600m, Mowbray - Offset 2m

Result	TAB no.	Horse (Barrier)	1600 to	1400m to	1200m to	1000m to	800m to	600m to	400m to	200m to	Total or	Margin
1st	5	Fillout the Ti... (12)	1400m	1200m	1000m	800m	600m	400m	200m	WP	Average	
		Position in running (margin)	-	10(0.0)	10(0.0)	9(0.0)	10(0.0)	10(0.0)	9(0.0)	5(0.0)		0.00
		Sectional time (s)	15.26	11.09	11.62	12.27	11.93	11.17	11.66	11.68		
		Cumulative time (s)	96.69	81.43	70.34	58.71	46.44	34.51	23.34	11.68	1:36.69	
		Speed (m/s)	13.11	18.03	17.21	16.30	16.76	17.91	17.15	17.12	16.55	
		Stride length (m)	5.75	7.52	7.47	7.26	7.39	7.75	7.15	7.39	7.16	
		Stride duration (s)	0.439	0.417	0.434	0.445	0.441	0.433	0.417	0.432	0.432	
		Stride efficiency (%)	51.67	88.35	87.10	82.34	85.43	93.81	79.95	85.42	80.02	
		Stride count	34.78	26.60	26.79	27.55	27.05	25.81	27.96	27.05	223.59	



Note: Horizontal distance axis grid lines are 200m furlongs.

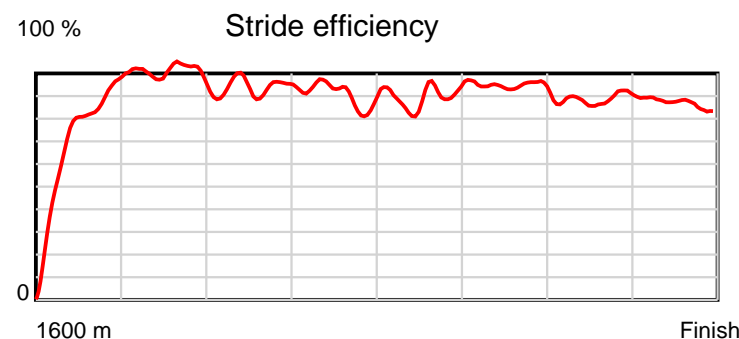
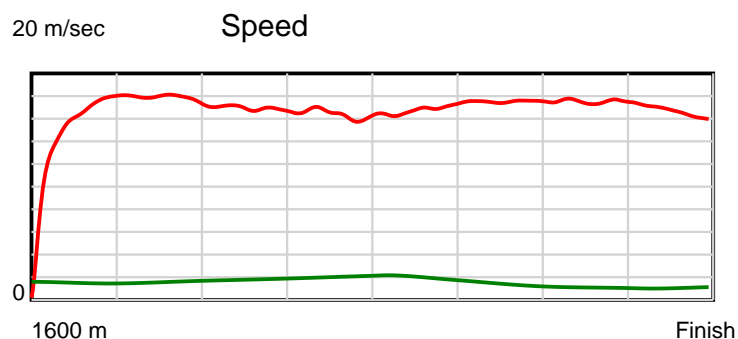
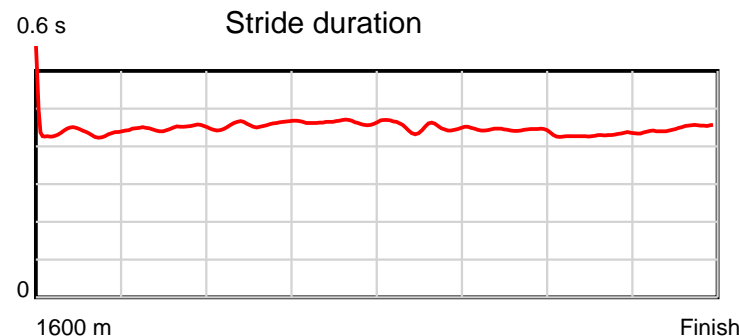
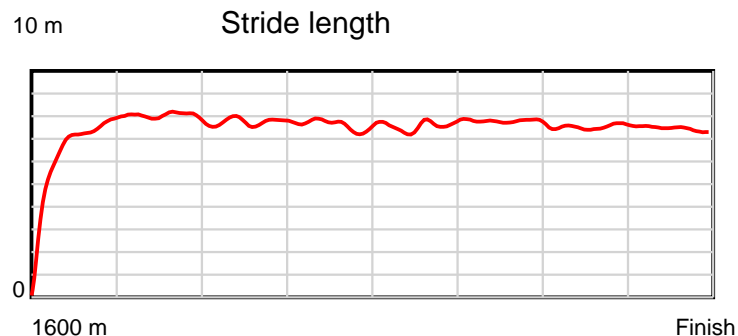
Disclaimer.

Tasracing Pty Ltd and Thoroughbred Ratings Pty Ltd accepts no responsibility for the completeness or accuracy of any of the information contained herein, and makes no representations about its suitability for any particular purpose. Users should make their own judgements about those matters and/or seek independent advice. You assume all risks associated with use of the data provided on this page.

Race Results

December 17, 2014, Race 4, BM62, Distance 1600m, Mowbray - Offset 2m

Result	TAB no.	Horse (Barrier)	1600 to	1400m to	1200m to	1000m to	800m to	600m to	400m to	200m to	Total or	Margin
2nd	10	Geegees Classi... (3)	1400m	1200m	1000m	800m	600m	400m	200m	WP	Average	
		Position in running (margin)	-	9(0.0)	7(0.0)	8(0.0)	8(0.0)	8(0.0)	5(0.0)	2(0.0)		1.80
		Sectional time (s)	15.10	10.90	11.68	12.21	12.06	11.23	11.62	12.22		
		Cumulative time (s)	97.02	81.92	71.01	59.34	47.13	35.07	23.84	12.22	1:37.01	
		Speed (m/s)	13.25	18.35	17.12	16.38	16.58	17.81	17.21	16.37	16.49	
		Stride length (m)	6.05	8.23	7.83	7.59	7.50	7.92	7.38	7.33	7.42	
		Stride duration (s)	0.454	0.449	0.457	0.463	0.452	0.445	0.428	0.448	0.450	
		Stride efficiency (%)	57.22	105.96	95.75	90.04	87.96	98.08	85.05	83.90	86.10	
		Stride count	33.05	24.29	25.55	26.35	26.66	25.25	27.11	27.29	215.55	



Note: Horizontal distance axis grid lines are 200m furlongs.

Disclaimer.

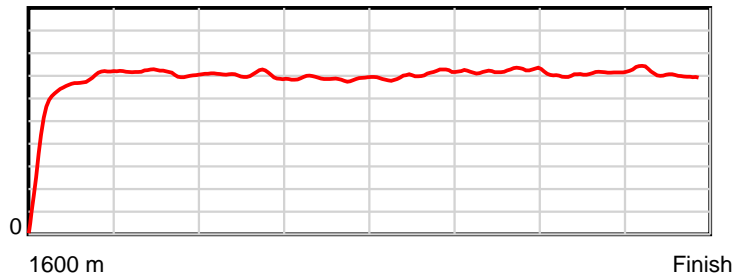
Tasracing Pty Ltd and Thoroughbred Ratings Pty Ltd accepts no responsibility for the completeness or accuracy of any of the information contained herein, and makes no representations about its suitability for any particular purpose. Users should make their own judgements about those matters and/or seek independent advice. You assume all risks associated with use of the data provided on this page.

Race Results

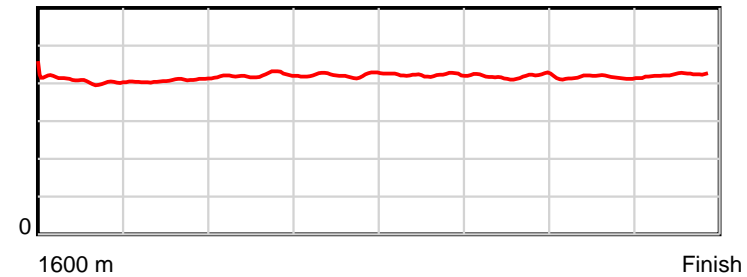
December 17, 2014, Race 4, BM62, Distance 1600m, Mowbray - Offset 2m

Result	TAB no.	Horse (Barrier)	1600 to	1400m to	1200m to	1000m to	800m to	600m to	400m to	200m to	Total or	Margin
3rd	3	Frolicked (4)	1400m	1200m	1000m	800m	600m	400m	200m	WP	Average	
		Position in running (margin)	-	8(0.0)	5(0.0)	5(0.0)	7(0.0)	7(0.0)	7(0.0)	7(0.0)		2.30
		Sectional time (s)	14.92	10.86	11.69	12.22	12.07	11.40	11.91	12.02		
		Cumulative time (s)	97.11	82.19	71.33	59.64	47.41	35.34	23.94	12.02	1:37.11	
		Speed (m/s)	13.41	18.42	17.11	16.37	16.57	17.54	16.79	16.64	16.48	
		Stride length (m)	5.49	7.49	7.20	6.88	7.01	7.32	7.00	7.01	6.87	
		Stride duration (s)	0.415	0.407	0.421	0.421	0.423	0.417	0.417	0.422	0.417	
		Stride efficiency (%)	47.16	87.60	81.12	74.05	76.83	83.76	76.65	76.82	73.78	
		Stride count	36.41	26.71	27.76	29.05	28.52	27.32	28.56	28.52	232.85	

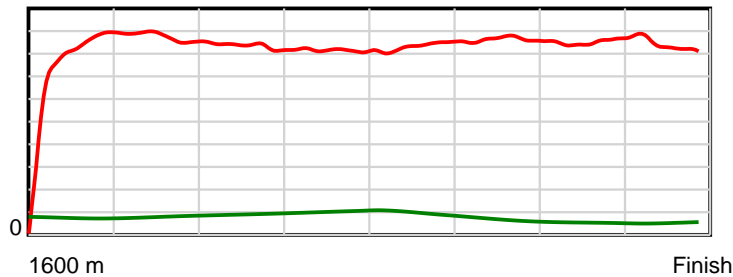
10 m Stride length



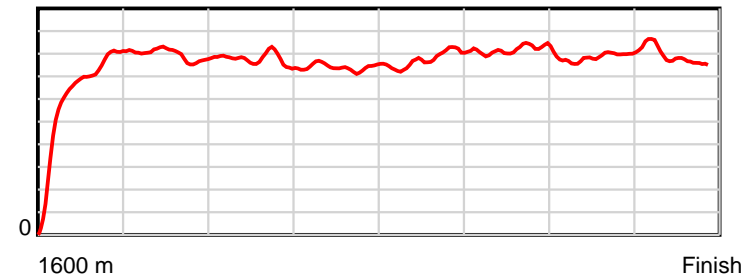
0.6 s Stride duration



20 m/sec Speed



100 % Stride efficiency



Note: Horizontal distance axis grid lines are 200m furlongs.

Disclaimer.

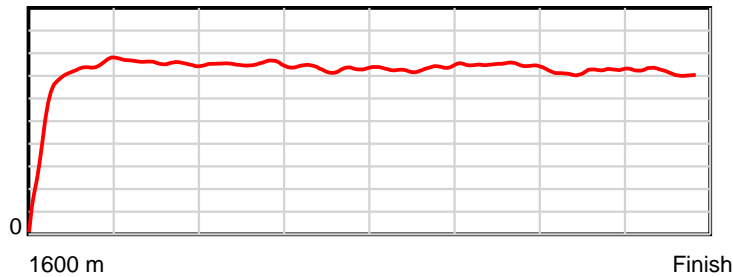
Tasracing Pty Ltd and Thoroughbred Ratings Pty Ltd accepts no responsibility for the completeness or accuracy of any of the information contained herein, and makes no representations about its suitability for any particular purpose. Users should make their own judgements about those matters and/or seek independent advice. You assume all risks associated with use of the data provided on this page.

Race Results

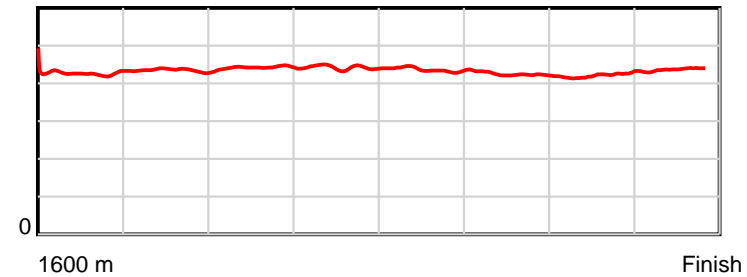
December 17, 2014, Race 4, BM62, Distance 1600m, Mowbray - Offset 2m

Result	TAB no.	Horse (Barrier)	1600 to	1400m to	1200m to	1000m to	800m to	600m to	400m to	200m to	Total or	Margin
4th	7	Master Alfred (5)	1400m	1200m	1000m	800m	600m	400m	200m	WP	Average	
		Position in running (margin)	-	7(0.0)	8(0.0)	6(0.0)	5(0.0)	6(0.0)	3(0.0)	4(0.0)		2.40
		Sectional time (s)	15.01	11.18	11.49	12.08	12.13	11.19	11.97	12.07		
		Cumulative time (s)	97.13	82.12	70.93	59.44	47.36	35.23	24.04	12.07	1:37.12	
		Speed (m/s)	13.33	17.89	17.41	16.56	16.49	17.87	16.71	16.57	16.47	
		Stride length (m)	5.76	7.79	7.66	7.31	7.20	7.63	7.00	7.23	7.14	
		Stride duration (s)	0.428	0.435	0.440	0.442	0.437	0.427	0.419	0.437	0.433	
		Stride efficiency (%)	51.89	94.78	91.78	83.52	81.02	90.97	76.56	81.76	79.68	
		Stride count	34.71	25.68	26.10	27.36	27.78	26.21	28.57	27.65	224.06	

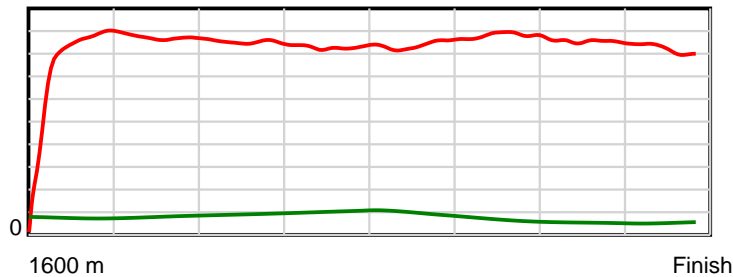
10 m Stride length



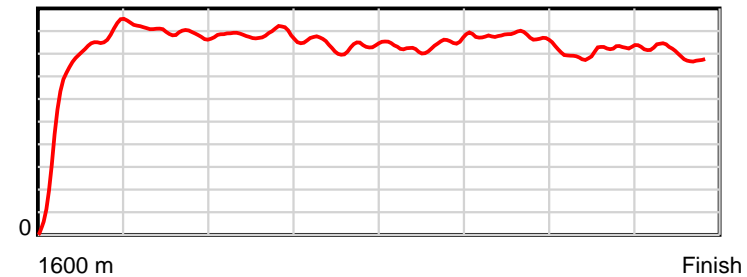
0.6 s Stride duration



20 m/sec Speed



100 % Stride efficiency



Note: Horizontal distance axis grid lines are 200m furlongs.

Disclaimer.

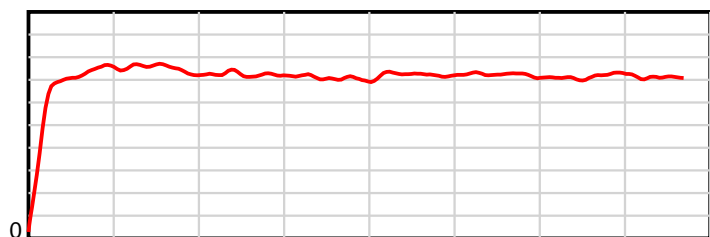
Tasracing Pty Ltd and Thoroughbred Ratings Pty Ltd accepts no responsibility for the completeness or accuracy of any of the information contained herein, and makes no representations about its suitability for any particular purpose. Users should make their own judgements about those matters and/or seek independent advice. You assume all risks associated with use of the data provided on this page.

Race Results

December 17, 2014, Race 4, BM62, Distance 1600m, Mowbray - Offset 2m

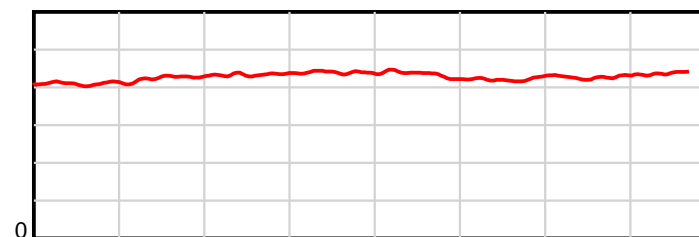
Result	TAB no.	Horse (Barrier)	1600 to	1400m to	1200m to	1000m to	800m to	600m to	400m to	200m to	Total or	Margin
5th	8	Ourmatealvin (6)	1400m	1200m	1000m	800m	600m	400m	200m	WP	Average	
		Position in running (margin)	-	4(0.0)	3(0.0)	2(0.0)	2(0.0)	2(0.0)	2(0.0)	3(0.0)		2.60
		Sectional time (s)	14.81	10.81	11.71	12.19	12.06	11.45	12.06	12.09		
		Cumulative time (s)	97.16	82.35	71.55	59.84	47.65	35.59	24.15	12.09	1:37.15	
		Speed (m/s)	13.50	18.50	17.08	16.41	16.58	17.47	16.58	16.54	16.47	
		Stride length (m)	5.57	7.81	7.38	7.20	7.27	7.34	7.06	7.21	7.04	
		Stride duration (s)	0.407	0.422	0.432	0.439	0.438	0.420	0.426	0.436	0.428	
		Stride efficiency (%)	48.51	95.29	85.12	80.97	82.66	84.10	77.95	81.16	77.48	
		Stride count	35.90	25.61	27.10	27.78	27.50	27.26	28.32	27.75	227.22	

10 m Stride length



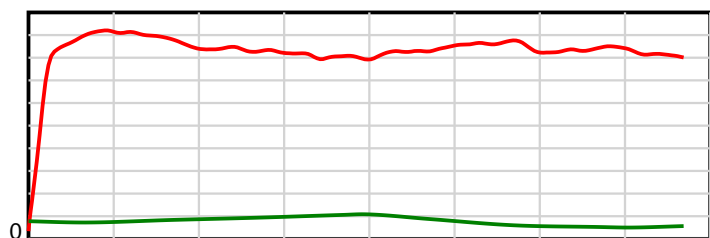
1600 m Finish

0.6 s Stride duration



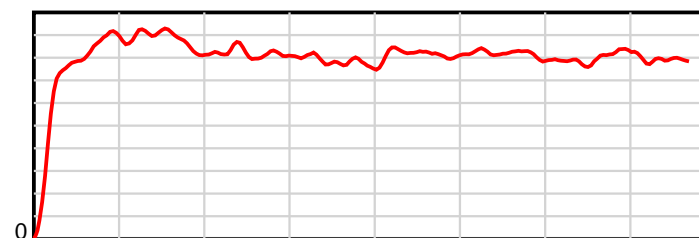
1600 m Finish

20 m/sec Speed



1600 m Finish

100 % Stride efficiency



1600 m Finish

Note: Horizontal distance axis grid lines are 200m furlongs.

Disclaimer.

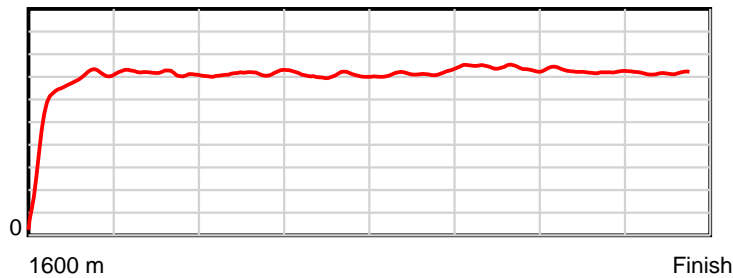
Tasracing Pty Ltd and Thoroughbred Ratings Pty Ltd accepts no responsibility for the completeness or accuracy of any of the information contained herein, and makes no representations about its suitability for any particular purpose. Users should make their own judgements about those matters and/or seek independent advice. You assume all risks associated with use of the data provided on this page.

Race Results

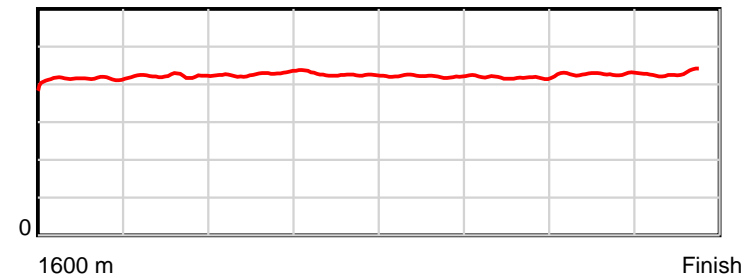
December 17, 2014, Race 4, BM62, Distance 1600m, Mowbray - Offset 2m

Result	TAB no.	Horse (Barrier)	1600 to	1400m to	1200m to	1000m to	800m to	600m to	400m to	200m to	Total or	Margin
6th	2	Aslanyon (8)	1400m	1200m	1000m	800m	600m	400m	200m	WP	Average	
		Position in running (margin)	-	11(0.0)	11(0.0)	11(0.0)	11(0.0)	11(0.0)	11(0.0)	9(0.0)		3.90
		Sectional time (s)	15.56	11.19	11.66	12.01	11.85	11.19	11.95	12.00		
		Cumulative time (s)	97.40	81.84	70.66	59.00	46.99	35.13	23.95	12.00	1:37.40	
		Speed (m/s)	12.85	17.87	17.15	16.65	16.88	17.87	16.74	16.67	16.43	
		Stride length (m)	5.26	7.53	7.28	7.13	7.12	7.50	7.10	7.18	6.93	
		Stride duration (s)	0.408	0.421	0.424	0.428	0.422	0.419	0.424	0.431	0.422	
		Stride efficiency (%)	43.22	88.72	82.76	79.51	79.15	87.80	78.82	80.53	75.04	
		Stride count	38.03	26.54	27.48	28.04	28.10	26.68	28.16	27.86	230.89	

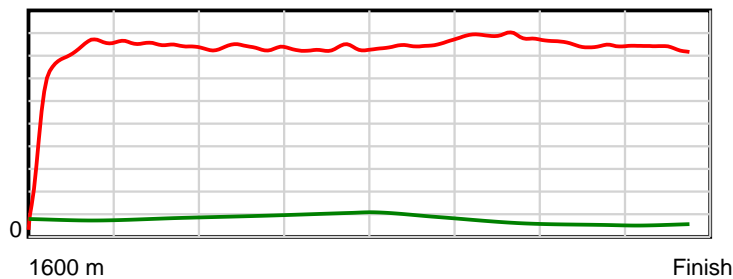
10 m Stride length



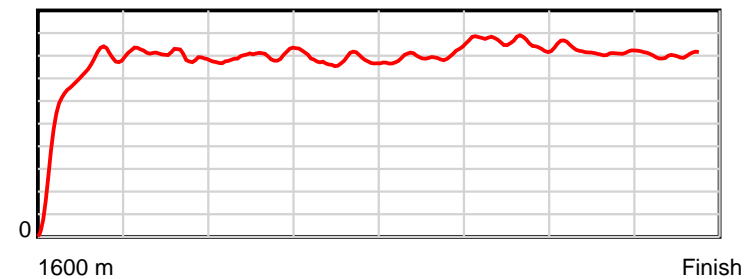
0.6 s Stride duration



20 m/sec Speed



100 % Stride efficiency



Note: Horizontal distance axis grid lines are 200m furlongs.

Disclaimer.

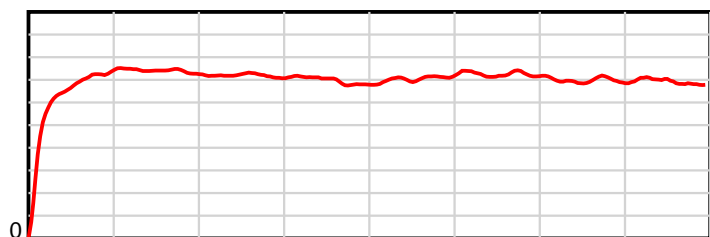
Tasracing Pty Ltd and Thoroughbred Ratings Pty Ltd accepts no responsibility for the completeness or accuracy of any of the information contained herein, and makes no representations about its suitability for any particular purpose. Users should make their own judgements about those matters and/or seek independent advice. You assume all risks associated with use of the data provided on this page.

Race Results

December 17, 2014, Race 4, BM62, Distance 1600m, Mowbray - Offset 2m

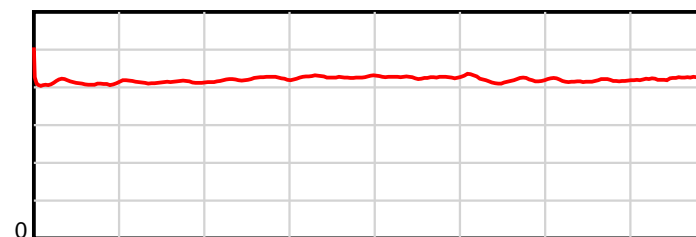
Result	TAB no.	Horse (Barrier)	1600 to	1400m to	1200m to	1000m to	800m to	600m to	400m to	200m to	Total or	Margin
7th	4	Sir Joey (9)	1400m	1200m	1000m	800m	600m	400m	200m	WP	Average	
		Position in running (margin)	-	3(0.0)	4(0.0)	3(0.0)	3(0.0)	4(0.0)	6(0.0)	8(0.0)		4.40
		Sectional time (s)	14.73	10.83	11.70	12.38	12.10	11.51	12.09	12.14		
		Cumulative time (s)	97.49	82.76	71.93	60.23	47.85	35.74	24.23	12.14	1:37.48	
		Speed (m/s)	13.57	18.47	17.09	16.16	16.53	17.38	16.54	16.47	16.41	
		Stride length (m)	5.53	7.64	7.19	6.91	7.03	7.30	6.90	6.98	6.88	
		Stride duration (s)	0.405	0.413	0.421	0.428	0.426	0.420	0.417	0.424	0.419	
		Stride efficiency (%)	47.81	91.12	80.89	74.57	77.24	83.25	74.44	76.18	73.96	
		Stride count	36.16	26.19	27.80	28.95	28.45	27.40	28.98	28.64	232.57	

10 m Stride length



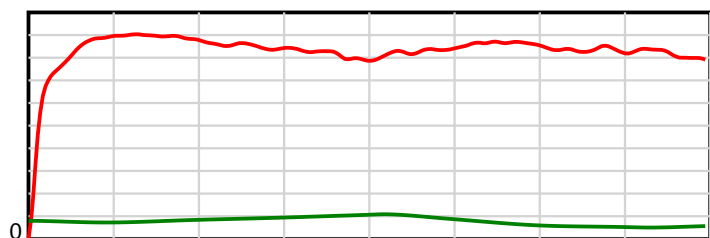
1600 m Finish

0.6 s Stride duration



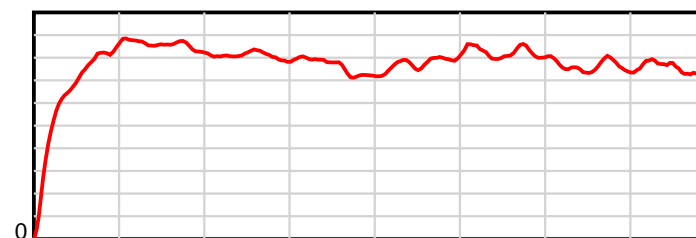
1600 m Finish

20 m/sec Speed



1600 m Finish

100 % Stride efficiency



1600 m Finish

Note: Horizontal distance axis grid lines are 200m furlongs.

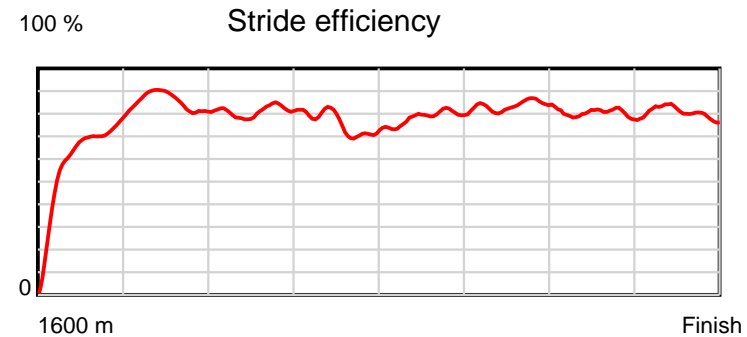
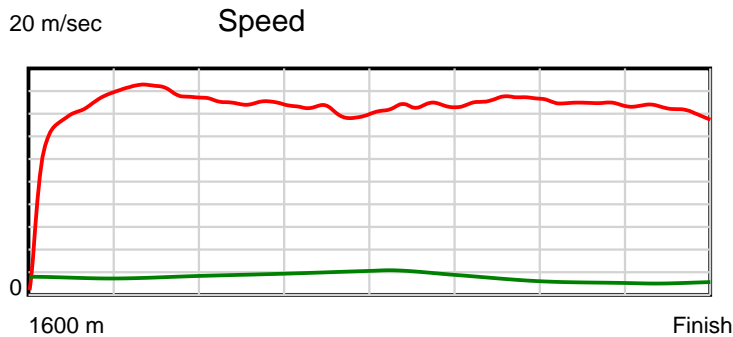
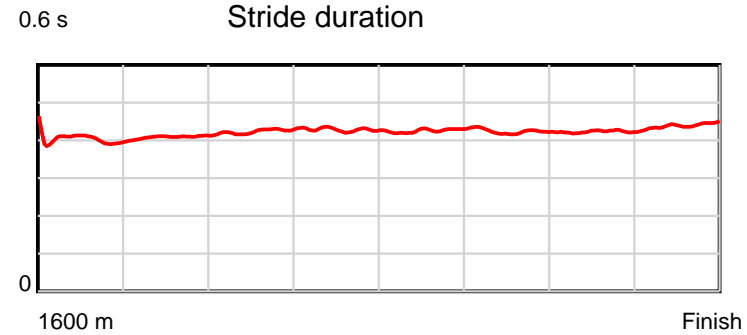
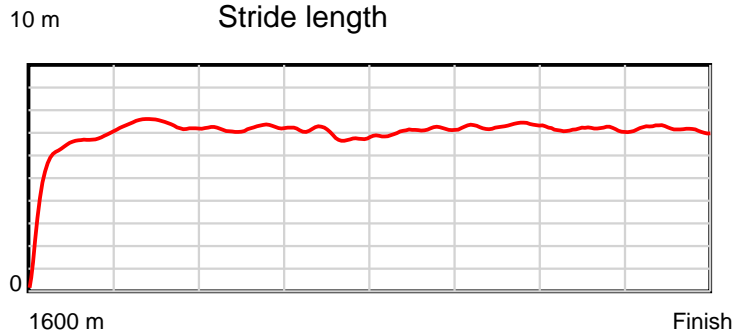
Disclaimer.

Tasracing Pty Ltd and Thoroughbred Ratings Pty Ltd accepts no responsibility for the completeness or accuracy of any of the information contained herein, and makes no representations about its suitability for any particular purpose. Users should make their own judgements about those matters and/or seek independent advice. You assume all risks associated with use of the data provided on this page.

Race Results

December 17, 2014, Race 4, BM62, Distance 1600m, Mowbray - Offset 2m

Result	TAB no.	Horse (Barrier)	1600 to	1400m to	1200m to	1000m to	800m to	600m to	400m to	200m to	Total or	Margin
8th	12	Serpents View (2)	1400m	1200m	1000m	800m	600m	400m	200m	WP	Average	
		Position in running (margin)	-	2(0.0)	2(0.0)	4(0.0)	4(0.0)	3(0.0)	4(0.0)	6(0.0)		5.70
		Sectional time (s)	14.58	11.02	11.80	12.38	12.00	11.50	11.99	12.45		
		Cumulative time (s)	97.73	83.15	72.12	60.32	47.94	35.94	24.44	12.45	1:37.73	
		Speed (m/s)	13.71	18.15	16.95	16.16	16.67	17.39	16.68	16.06	16.37	
		Stride length (m)	5.54	7.42	7.18	6.92	7.08	7.37	7.04	7.07	6.90	
		Stride duration (s)	0.405	0.409	0.424	0.428	0.425	0.424	0.422	0.441	0.422	
		Stride efficiency (%)	47.97	86.02	80.57	74.76	78.31	84.86	77.55	78.22	74.41	
		Stride count	36.10	26.96	27.85	28.91	28.25	27.14	28.39	28.27	231.87	



Note: Horizontal distance axis grid lines are 200m furlongs.

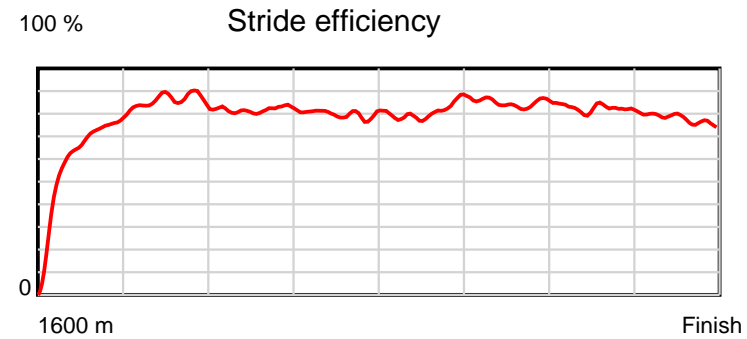
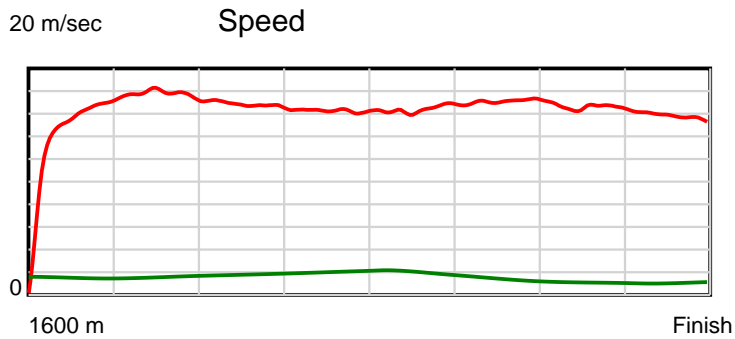
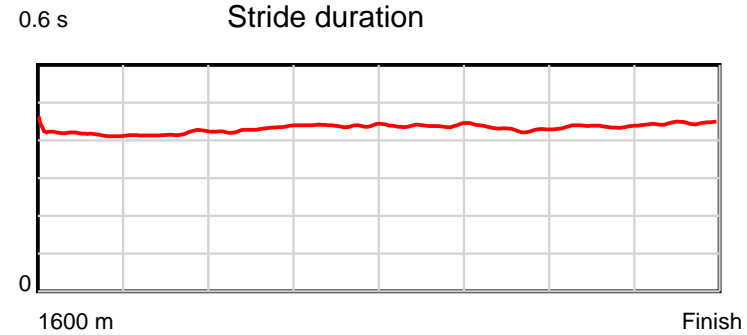
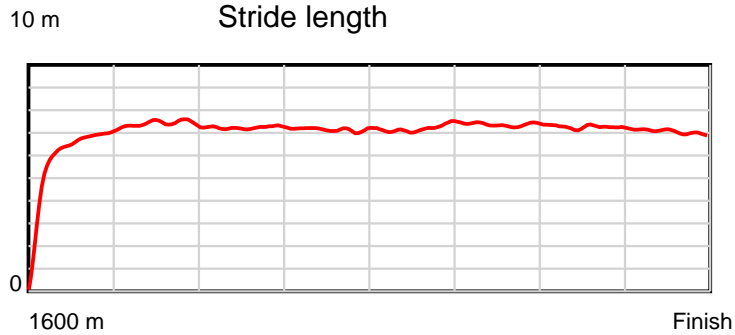
Disclaimer.

Tasracing Pty Ltd and Thoroughbred Ratings Pty Ltd accepts no responsibility for the completeness or accuracy of any of the information contained herein, and makes no representations about its suitability for any particular purpose. Users should make their own judgements about those matters and/or seek independent advice. You assume all risks associated with use of the data provided on this page.

Race Results

December 17, 2014, Race 4, BM62, Distance 1600m, Mowbray - Offset 2m

Result	TAB no.	Horse (Barrier)	1600 to	1400m to	1200m to	1000m to	800m to	600m to	400m to	200m to	Total or	Margin
9th	14	Ile Aux Cygnes (1)	1400m	1200m	1000m	800m	600m	400m	200m	WP	Average	
		Position in running (margin)	-	5(0.0)	6(0.0)	7(0.0)	6(0.0)	5(0.0)	8(0.0)	10(0.0)		6.70
		Sectional time (s)	14.70	11.09	11.68	12.14	11.97	11.60	12.18	12.56		
		Cumulative time (s)	97.92	83.22	72.13	60.45	48.31	36.34	24.74	12.56	1:37.92	
		Speed (m/s)	13.61	18.03	17.12	16.47	16.71	17.24	16.42	15.92	16.34	
		Stride length (m)	5.58	7.53	7.36	7.23	7.33	7.43	7.18	7.10	7.04	
		Stride duration (s)	0.415	0.418	0.430	0.439	0.438	0.431	0.437	0.446	0.431	
		Stride efficiency (%)	48.74	88.71	84.64	81.79	83.86	86.21	80.45	78.76	77.34	
		Stride count	35.81	26.54	27.17	27.64	27.30	26.93	27.87	28.17	227.43	



Note: Horizontal distance axis grid lines are 200m furlongs.

Disclaimer.

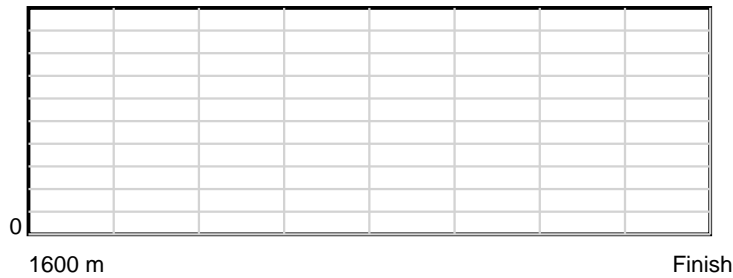
Tasracing Pty Ltd and Thoroughbred Ratings Pty Ltd accepts no responsibility for the completeness or accuracy of any of the information contained herein, and makes no representations about its suitability for any particular purpose. Users should make their own judgements about those matters and/or seek independent advice. You assume all risks associated with use of the data provided on this page.

Race Results


December 17, 2014, Race 4, BM62, Distance 1600m, Mowbray - Offset 2m

Result	TAB no.	Horse (Barrier)	1600 to	1400m to	1200m to	1000m to	800m to	600m to	400m to	200m to	Total or	Margin
10th	9	Gee Gees Snowh... (10)										
		Position in running (margin)										
		Sectional time (s)										
		Cumulative time (s)										
		Speed (m/s)										
		Stride length (m)										
		Stride duration (s)										
		Stride efficiency (%)										
		Stride count										

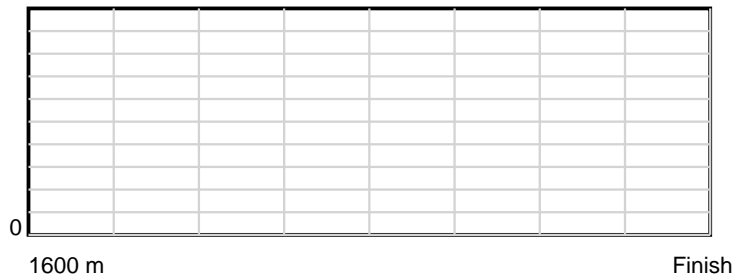
10 m Stride length



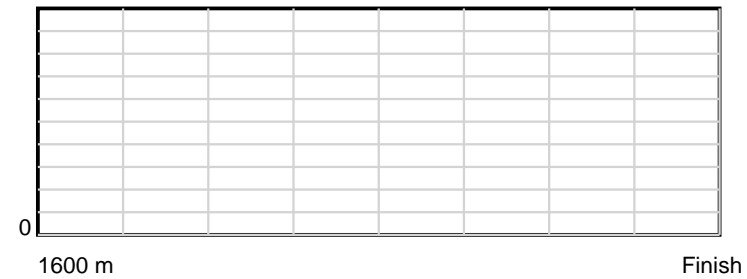
0.6 s Stride duration



20 m/sec Speed



100 % Stride efficiency



Note: Horizontal distance axis grid lines are 200m furlongs.

Disclaimer.

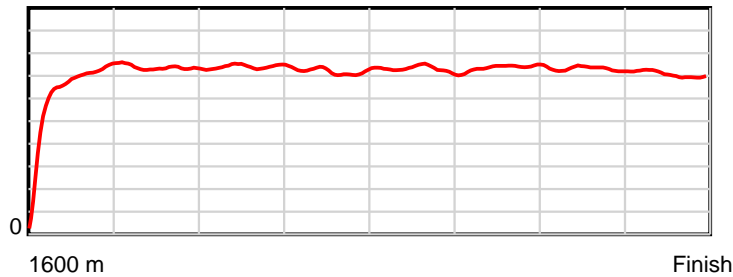
Tasracing Pty Ltd and Thoroughbred Ratings Pty Ltd accepts no responsibility for the completeness or accuracy of any of the information contained herein, and makes no representations about its suitability for any particular purpose. Users should make their own judgements about those matters and/or seek independent advice. You assume all risks associated with use of the data provided on this page.

Race Results

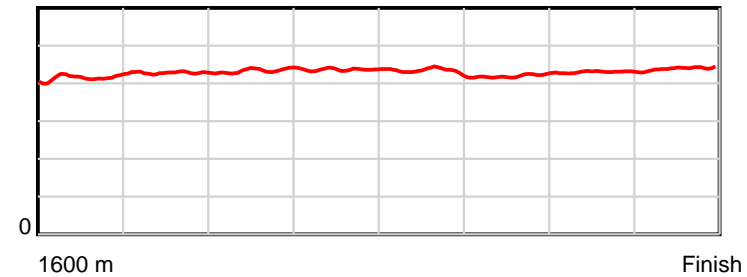
December 17, 2014, Race 4, BM62, Distance 1600m, Mowbray - Offset 2m

Result	TAB no.	Horse (Barrier)	1600 to	1400m to	1200m to	1000m to	800m to	600m to	400m to	200m to	Total or	Margin
11th	6	Great White (7)	1400m	1200m	1000m	800m	600m	400m	200m	WP	Average	
		Position in running (margin)	-	6(0.0)	9(0.0)	10(0.0)	9(0.0)	9(0.0)	10(0.0)	11(0.0)		9.00
		Sectional time (s)	15.03	11.47	11.68	12.16	11.94	11.28	12.13	12.65		
		Cumulative time (s)	98.35	83.32	71.84	60.17	48.00	36.06	24.78	12.65	1:38.34	
		Speed (m/s)	13.31	17.44	17.12	16.45	16.75	17.73	16.49	15.81	16.27	
		Stride length (m)	5.65	7.45	7.41	7.18	7.26	7.43	7.09	6.96	7.00	
		Stride duration (s)	0.412	0.427	0.432	0.437	0.434	0.419	0.430	0.440	0.430	
		Stride efficiency (%)	49.97	86.76	85.70	80.51	82.45	86.28	78.58	75.60	76.63	
		Stride count	35.37	26.84	27.01	27.86	27.53	26.92	28.20	28.75	228.48	

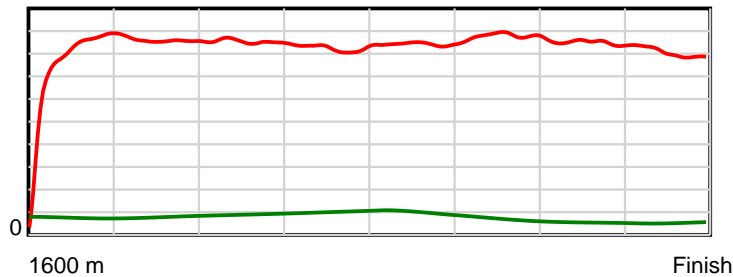
10 m Stride length



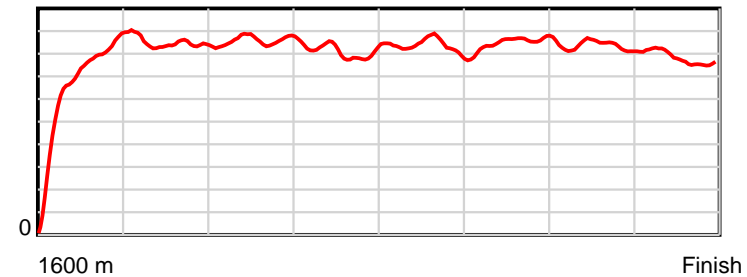
0.6 s Stride duration



20 m/sec Speed



100 % Stride efficiency



Note: Horizontal distance axis grid lines are 200m furlongs.

Disclaimer.

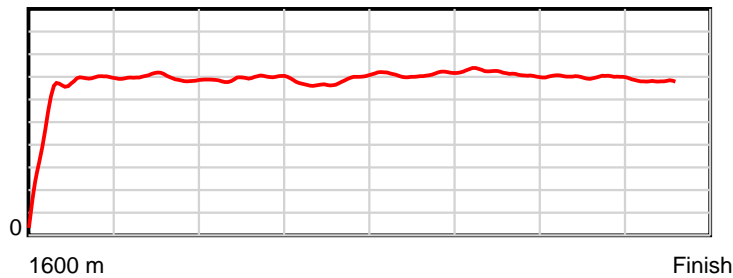
Tasracing Pty Ltd and Thoroughbred Ratings Pty Ltd accepts no responsibility for the completeness or accuracy of any of the information contained herein, and makes no representations about its suitability for any particular purpose. Users should make their own judgements about those matters and/or seek independent advice. You assume all risks associated with use of the data provided on this page.

Race Results

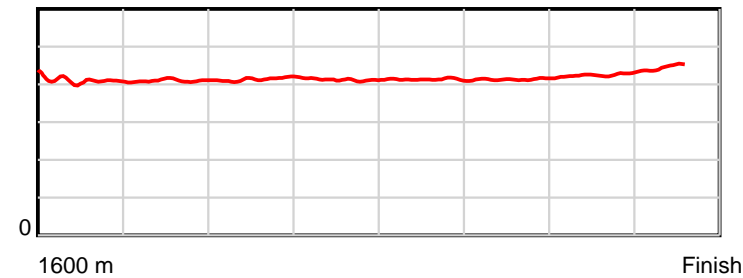
December 17, 2014, Race 4, BM62, Distance 1600m, Mowbray - Offset 2m

Result	TAB no.	Horse (Barrier)	1600 to	1400m to	1200m to	1000m to	800m to	600m to	400m to	200m to	Total or	Margin
12th	13	Incumblonde (11)	1400m	1200m	1000m	800m	600m	400m	200m	WP	Average	
		Position in running (margin)	-	12(0.0)	12(0.0)	12(0.0)	12(0.0)	12(0.0)	12(0.0)	12(0.0)		13.00
		Sectional time (s)	16.00	11.09	11.63	12.22	11.63	11.20	12.36	12.99		
		Cumulative time (s)	99.11	83.11	72.03	60.40	48.18	36.55	25.35	12.99	1:39.11	
		Speed (m/s)	12.50	18.03	17.20	16.37	17.20	17.86	16.18	15.40	16.14	
		Stride length (m)	5.85	7.38	7.06	6.80	7.08	7.37	6.79	6.78	6.85	
		Stride duration (s)	0.462	0.409	0.410	0.416	0.412	0.413	0.419	0.440	0.425	
		Stride efficiency (%)	53.46	85.13	77.80	72.34	78.33	84.80	71.98	71.82	73.43	
		Stride count	34.20	27.10	28.34	29.40	28.25	27.15	29.47	29.50	233.41	

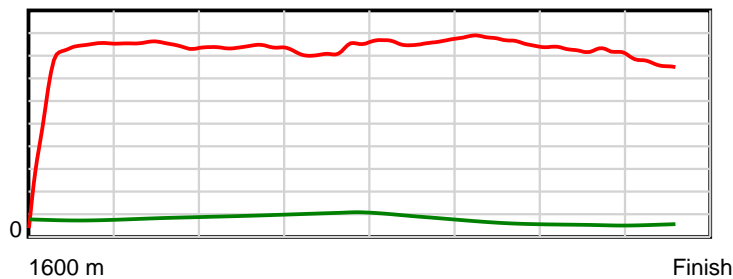
10 m Stride length



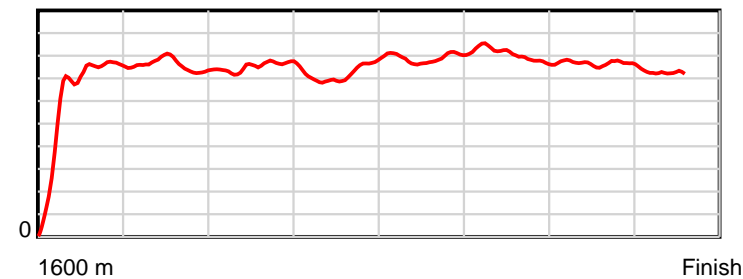
0.6 s Stride duration



20 m/sec Speed



100 % Stride efficiency



Note: Horizontal distance axis grid lines are 200m furlongs.

Disclaimer.

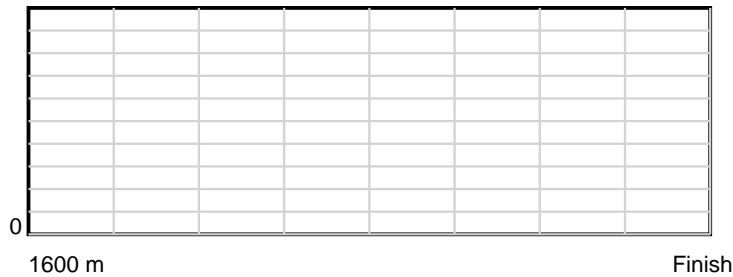
Tasracing Pty Ltd and Thoroughbred Ratings Pty Ltd accepts no responsibility for the completeness or accuracy of any of the information contained herein, and makes no representations about its suitability for any particular purpose. Users should make their own judgements about those matters and/or seek independent advice. You assume all risks associated with use of the data provided on this page.

Race Results


December 17, 2014, Race 4, BM62, Distance 1600m, Mowbray - Offset 2m

Result	TAB no.	Horse (Barrier)	1600 to	1400m to	1200m to	1000m to	800m to	600m to	400m to	200m to	Total or	Margin
13th	11	Weekend Winner (13)	WP	Average								
		Position in running (margin)		37.80								
		Sectional time (s)										
		Cumulative time (s)	1:44.06									
		Speed (m/s)	15.37									
		Stride length (m)	nan									
		Stride duration (s)	nan									
		Stride efficiency (%)	nan									
		Stride count	0.00									

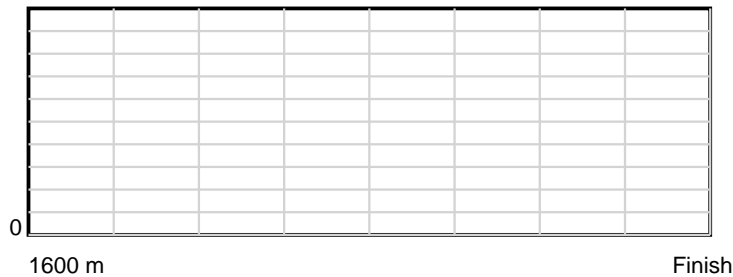
10 m Stride length



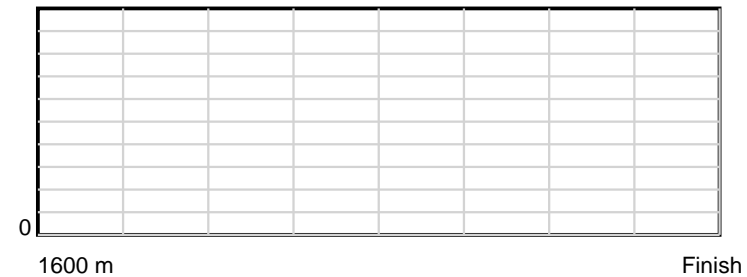
0.6 s Stride duration



20 m/sec Speed



100 % Stride efficiency



Note: Horizontal distance axis grid lines are 200m furlongs.

Disclaimer.

Tasracing Pty Ltd and Thoroughbred Ratings Pty Ltd accepts no responsibility for the completeness or accuracy of any of the information contained herein, and makes no representations about its suitability for any particular purpose. Users should make their own judgements about those matters and/or seek independent advice. You assume all risks associated with use of the data provided on this page.