



Race Results

Tasmanian Racing Club, Hobart, December 19, 2014

Compilation date: December 22, 2014, 3:58:38 PM (EST)

Copyright © 2014 Tasracing Pty Ltd. All rights reserved.

Trademarks.

StrideMASTER is a registered trademark of Thoroughbred Ratings Pty Ltd.

Disclaimer.

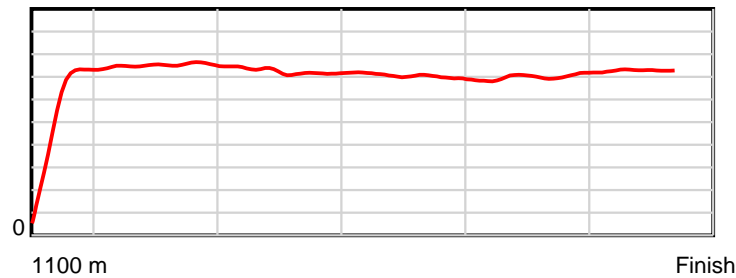
Tasracing Pty Ltd and Thoroughbred Ratings Pty Ltd accepts no responsibility for the completeness or accuracy of any of the information contained herein, and makes no representations about its suitability for any particular purpose. Users should make their own judgements about those matters and/or seek independent advice. You assume all risks associated with use of the data provided on this page.

Race Results

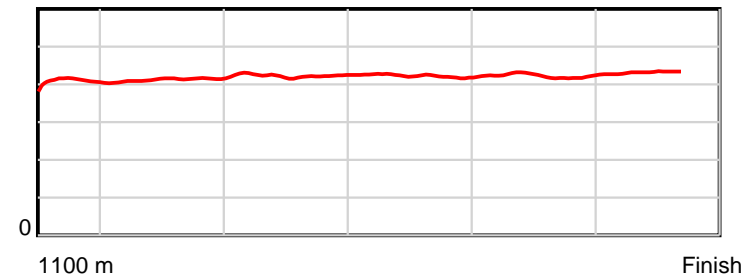
December 19, 2014, Race 1, 3Y MDN-SW, Distance 1100m, Elwick Course Proper - Offset 6m

Result	TAB no.	Horse (Barrier)	1100 to	1000m to	800m to	600m to	400m to	200m to	Total or	Margin
1st	4	Lampo (10)	1000m	800m	600m	400m	200m	WP	Average	
		Position in running (margin)	-	9(5.3)	1(0.0)	1(0.0)	1(0.0)	1(0.0)		0.00
		Sectional time (s)	10.07	9.89	11.27	11.97	12.04	11.74		
		Cumulative time (s)	66.98	56.91	47.02	35.74	23.77	11.74	1:06.98	
		Speed (m/s)	9.93	20.22	17.75	16.71	16.61	17.04	16.42	
		Stride length (m)	4.05	8.30	7.47	7.08	7.01	7.31	6.89	
		Stride duration (s)	0.409	0.411	0.421	0.424	0.422	0.429	0.419	
		Stride efficiency (%)	25.68	107.73	87.15	78.36	76.77	83.42	74.16	
		Stride count	24.67	24.09	26.78	28.24	28.53	27.37	159.68	

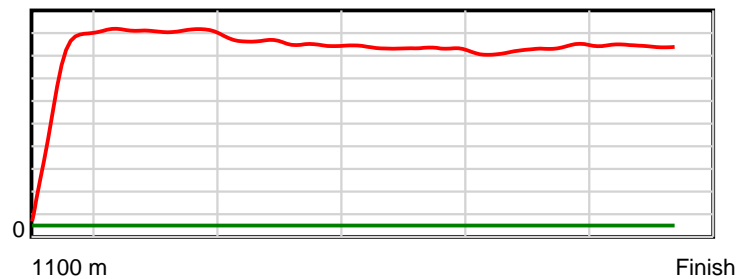
10 m Stride length



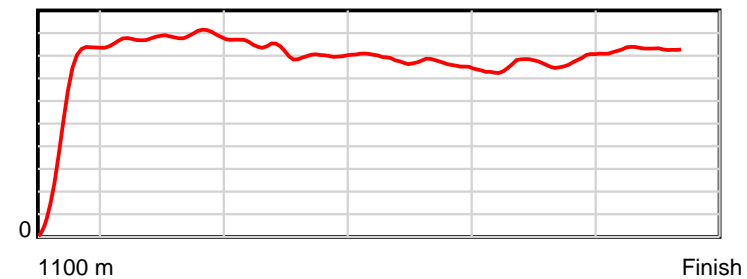
0.6 s Stride duration



20 m/sec Speed



100 % Stride efficiency



Note: Horizontal distance axis grid lines are 200m furlongs.

Disclaimer.

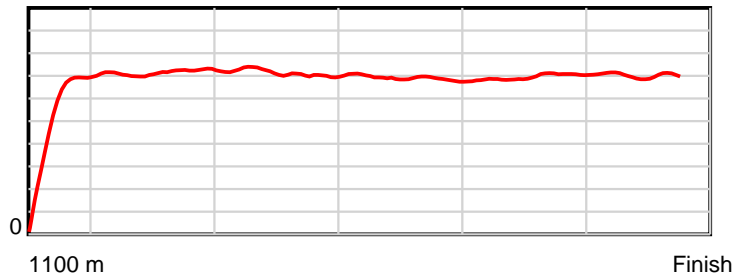
Tasracing Pty Ltd and Thoroughbred Ratings Pty Ltd accepts no responsibility for the completeness or accuracy of any of the information contained herein, and makes no representations about its suitability for any particular purpose. Users should make their own judgements about those matters and/or seek independent advice. You assume all risks associated with use of the data provided on this page.

Race Results

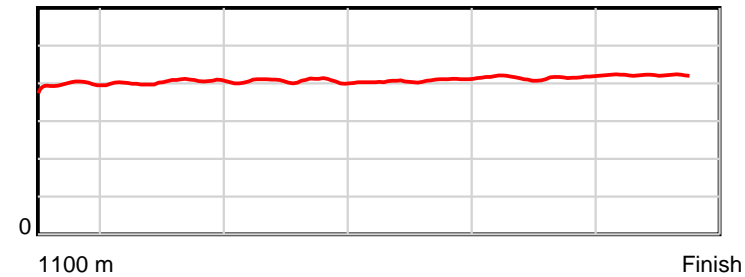
December 19, 2014, Race 1, 3Y MDN-SW, Distance 1100m, Elwick Course Proper - Offset 6m

Result	TAB no.	Horse (Barrier)	1100 to	1000m to	800m to	600m to	400m to	200m to	Total or	Margin
2nd	8	Debauche (2)	1000m	800m	600m	400m	200m	WP	Average	
		Position in running (margin)	-	10(8.9)	6(4.1)	4(2.5)	4(3.0)	3(2.7)		4.30
		Sectional time (s)	10.94	9.99	10.99	12.06	11.98	11.80		
		Cumulative time (s)	67.77	56.83	46.84	35.85	23.79	11.80	1:07.76	
		Speed (m/s)	9.14	20.02	18.20	16.58	16.69	16.95	16.23	
		Stride length (m)	3.82	8.05	7.41	6.71	6.91	7.13	6.68	
		Stride duration (s)	0.400	0.402	0.407	0.405	0.414	0.421	0.411	
		Stride efficiency (%)	22.84	101.36	85.79	70.33	74.62	79.44	69.64	
		Stride count	26.16	24.83	26.99	29.81	28.94	28.05	164.78	

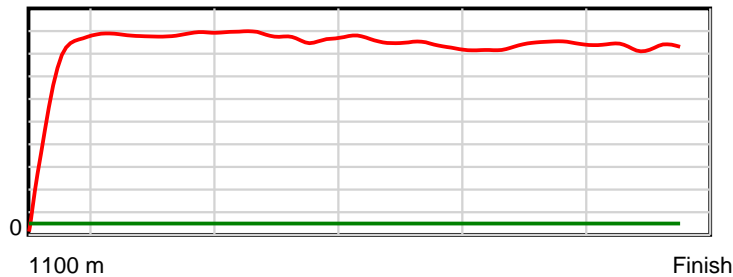
10 m Stride length



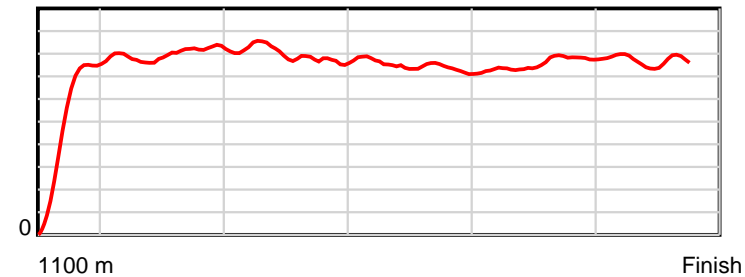
0.6 s Stride duration



20 m/sec Speed



100 % Stride efficiency



Note: Horizontal distance axis grid lines are 200m furlongs.

Disclaimer.

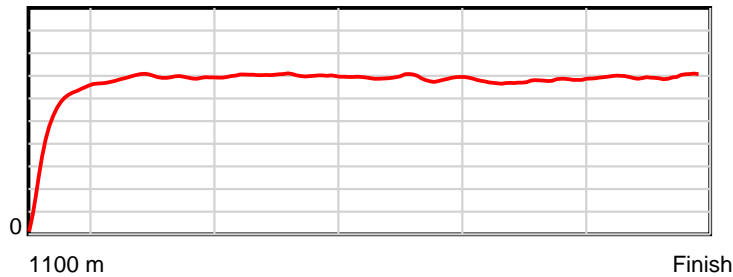
Tasracing Pty Ltd and Thoroughbred Ratings Pty Ltd accepts no responsibility for the completeness or accuracy of any of the information contained herein, and makes no representations about its suitability for any particular purpose. Users should make their own judgements about those matters and/or seek independent advice. You assume all risks associated with use of the data provided on this page.

Race Results

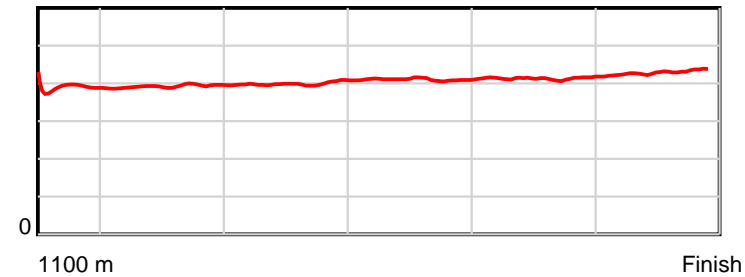
December 19, 2014, Race 1, 3Y MDN-SW, Distance 1100m, Elwick Course Proper - Offset 6m

Result	TAB no.	Horse (Barrier)	1100 to	1000m to	800m to	600m to	400m to	200m to	Total or	Margin
3rd	2	Etown (4)	1000m	800m	600m	400m	200m	WP	Average	
		Position in running (margin)	-	1(0.0)	2(0.7)	2(0.7)	2(1.4)	2(2.4)		5.10
		Sectional time (s)	9.29	10.89	11.28	12.09	12.20	12.18		
		Cumulative time (s)	67.92	58.63	47.75	36.47	24.38	12.18	1:07.92	
		Speed (m/s)	10.76	18.37	17.73	16.54	16.39	16.42	16.19	
		Stride length (m)	4.39	7.20	7.06	6.78	6.77	7.04	6.61	
		Stride duration (s)	0.398	0.392	0.398	0.410	0.413	0.429	0.408	
		Stride efficiency (%)	30.12	81.09	77.97	71.89	71.53	77.42	68.36	
		Stride count	22.78	27.76	28.31	29.49	29.56	28.41	166.31	

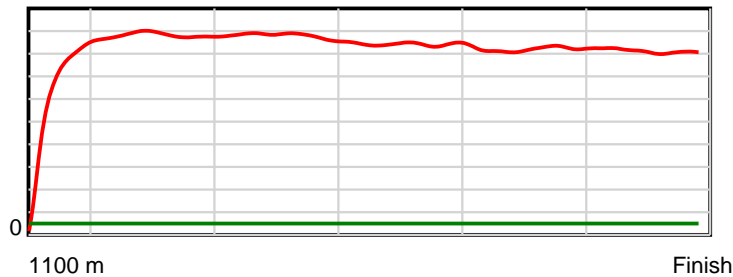
10 m Stride length



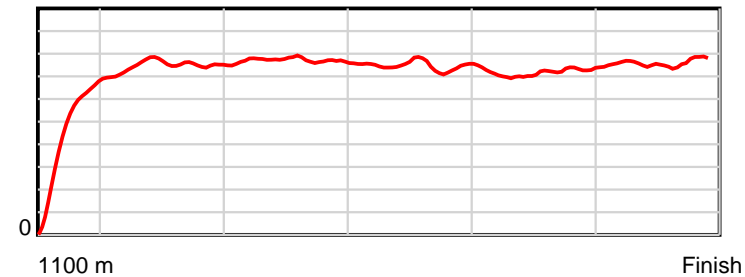
0.6 s Stride duration



20 m/sec Speed



100 % Stride efficiency



Note: Horizontal distance axis grid lines are 200m furlongs.

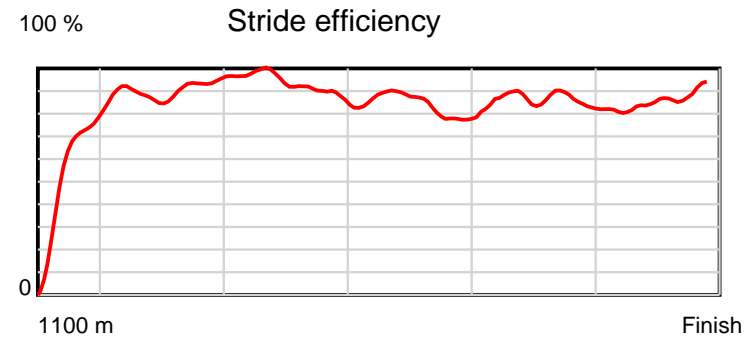
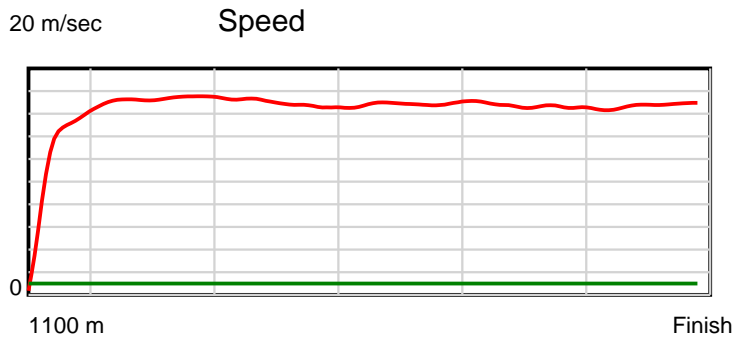
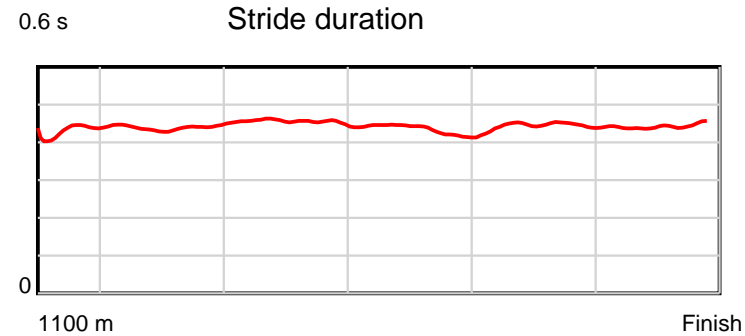
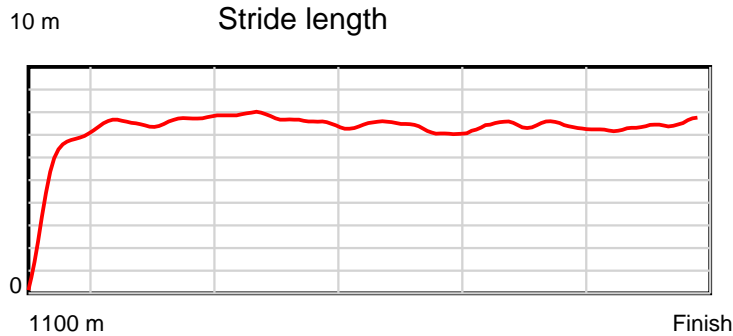
Disclaimer.

Tasracing Pty Ltd and Thoroughbred Ratings Pty Ltd accepts no responsibility for the completeness or accuracy of any of the information contained herein, and makes no representations about its suitability for any particular purpose. Users should make their own judgements about those matters and/or seek independent advice. You assume all risks associated with use of the data provided on this page.

Race Results

December 19, 2014, Race 1, 3Y MDN-SW, Distance 1100m, Elwick Course Proper - Offset 6m

Result	TAB no.	Horse (Barrier)	1100 to	1000m to	800m to	600m to	400m to	200m to	Total or	Margin
4th	5	You Didn't (9)	1000m	800m	600m	400m	200m	WP	Average	
		Position in running (margin)	-	4(2.6)	7(4.2)	9(8.1)	9(8.3)	8(6.7)		8.60
		Sectional time (s)	10.02	11.05	11.92	12.00	11.78	11.83		
		Cumulative time (s)	68.59	58.57	47.53	35.61	23.61	11.83	1:08.59	
		Speed (m/s)	9.98	18.10	16.78	16.67	16.98	16.91	16.04	
		Stride length (m)	4.46	7.95	7.63	7.22	7.54	7.50	7.11	
		Stride duration (s)	0.424	0.439	0.455	0.433	0.444	0.443	0.443	
		Stride efficiency (%)	31.03	98.87	90.89	81.55	88.73	87.79	79.00	
		Stride count	22.44	25.14	26.22	27.69	26.54	26.68	154.71	



Note: Horizontal distance axis grid lines are 200m furlongs.

Disclaimer.

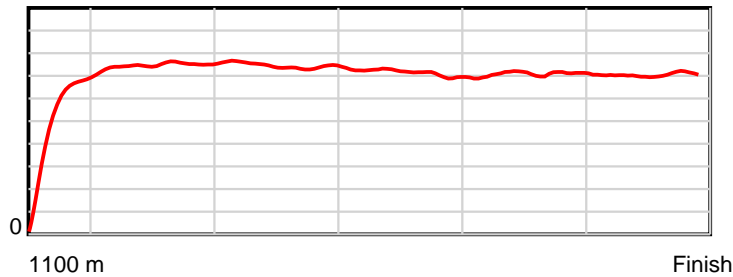
Tasracing Pty Ltd and Thoroughbred Ratings Pty Ltd accepts no responsibility for the completeness or accuracy of any of the information contained herein, and makes no representations about its suitability for any particular purpose. Users should make their own judgements about those matters and/or seek independent advice. You assume all risks associated with use of the data provided on this page.

Race Results

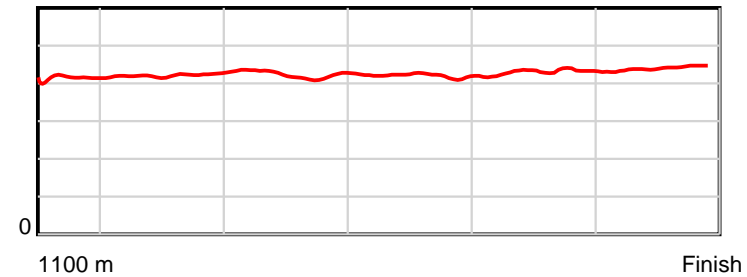
December 19, 2014, Race 1, 3Y MDN-SW, Distance 1100m, Elwick Course Proper - Offset 6m

Result	TAB no.	Horse (Barrier)	1100 to	1000m to	800m to	600m to	400m to	200m to	Total or	Margin
5th	1	Dream Gazer (11)	1000m	800m	600m	400m	200m	WP	Average	
		Position in running (margin)	-	5(2.9)	4(3.8)	7(4.8)	7(5.4)	5(5.3)		10.90
		Sectional time (s)	10.22	10.92	11.44	12.08	12.01	12.37		
		Cumulative time (s)	69.03	58.81	47.90	36.46	24.38	12.37	1:09.03	
		Speed (m/s)	9.78	18.32	17.48	16.56	16.65	16.17	15.93	
		Stride length (m)	4.31	7.71	7.42	6.96	7.13	7.10	6.83	
		Stride duration (s)	0.412	0.421	0.424	0.420	0.428	0.439	0.429	
		Stride efficiency (%)	29.08	92.78	86.00	75.60	79.35	78.73	72.85	
		Stride count	23.18	25.96	26.96	28.75	28.07	28.18	161.10	

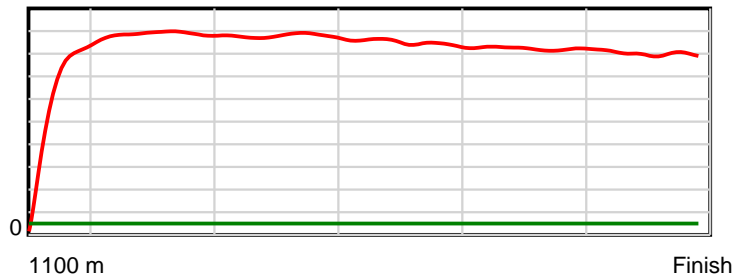
10 m Stride length



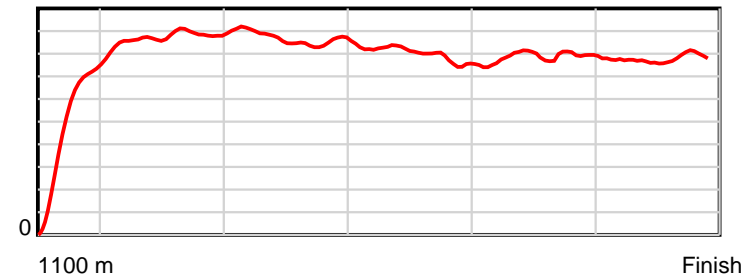
0.6 s Stride duration



20 m/sec Speed



100 % Stride efficiency



Note: Horizontal distance axis grid lines are 200m furlongs.

Disclaimer.

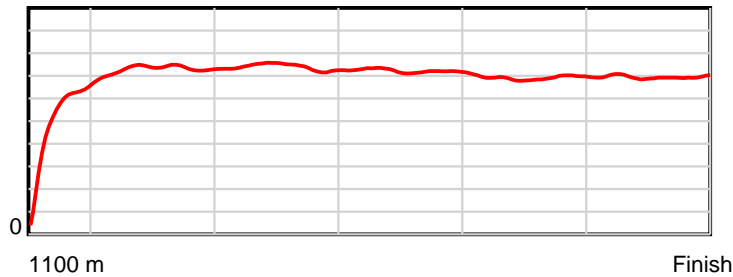
Tasracing Pty Ltd and Thoroughbred Ratings Pty Ltd accepts no responsibility for the completeness or accuracy of any of the information contained herein, and makes no representations about its suitability for any particular purpose. Users should make their own judgements about those matters and/or seek independent advice. You assume all risks associated with use of the data provided on this page.

Race Results

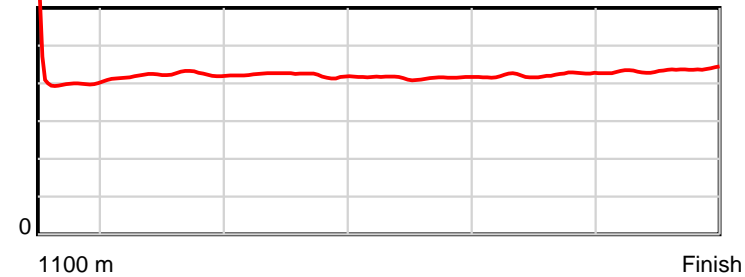
December 19, 2014, Race 1, 3Y MDN-SW, Distance 1100m, Elwick Course Proper - Offset 6m

Result	TAB no.	Horse (Barrier)	1100 to	1000m to	800m to	600m to	400m to	200m to	Total or	Margin
6th	3	Gee Gees Supre... (7)	1000m	800m	600m	400m	200m	WP	Average	
		Position in running (margin)	-	2(1.6)	8(4.2)	8(5.5)	8(5.5)	7(6.7)		12.20
		Sectional time (s)	9.95	11.21	11.49	11.96	12.24	12.43		
		Cumulative time (s)	69.29	59.34	48.13	36.64	24.68	12.43	1:09.29	
		Speed (m/s)	10.05	17.84	17.41	16.72	16.34	16.09	15.88	
		Stride length (m)	4.59	7.55	7.34	6.94	6.90	7.01	6.80	
		Stride duration (s)	0.432	0.423	0.422	0.415	0.422	0.436	0.428	
		Stride efficiency (%)	32.96	88.96	84.18	75.29	74.37	76.84	72.18	
		Stride count	21.77	26.51	27.25	28.81	28.99	28.52	161.85	

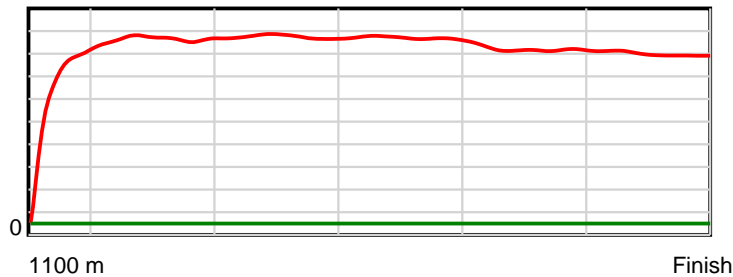
10 m Stride length



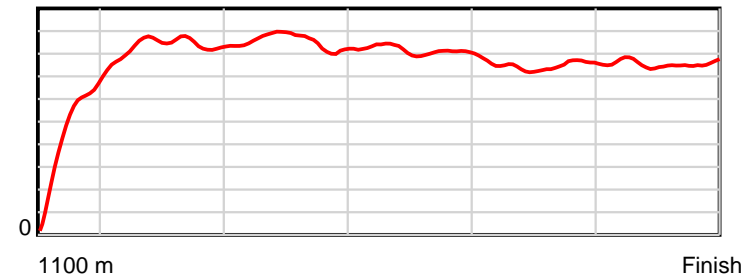
0.6 s Stride duration



20 m/sec Speed



100 % Stride efficiency



Note: Horizontal distance axis grid lines are 200m furlongs.

Disclaimer.

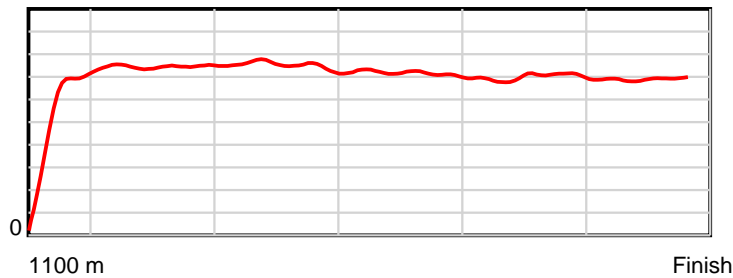
Tasracing Pty Ltd and Thoroughbred Ratings Pty Ltd accepts no responsibility for the completeness or accuracy of any of the information contained herein, and makes no representations about its suitability for any particular purpose. Users should make their own judgements about those matters and/or seek independent advice. You assume all risks associated with use of the data provided on this page.

Race Results

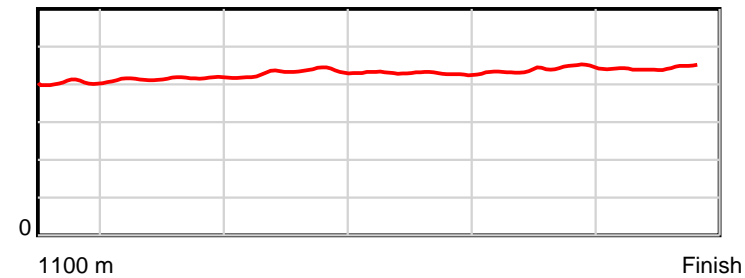
December 19, 2014, Race 1, 3Y MDN-SW, Distance 1100m, Elwick Course Proper - Offset 6m

Result	TAB no.	Horse (Barrier)	1100 to	1000m to	800m to	600m to	400m to	200m to	Total or	Margin
7th	7	Count My Bless... (1)	1000m	800m	600m	400m	200m	WP	Average	
		Position in running (margin)	-	7(3.7)	3(0.9)	3(1.0)	3(1.8)	4(4.4)		12.60
		Sectional time (s)	10.42	10.31	11.28	12.11	12.46	12.78		
		Cumulative time (s)	69.36	58.94	48.63	37.35	25.24	12.78	1:09.36	
		Speed (m/s)	9.59	19.40	17.73	16.52	16.05	15.65	15.86	
		Stride length (m)	4.14	8.04	7.64	7.10	7.02	6.95	6.85	
		Stride duration (s)	0.405	0.414	0.431	0.430	0.437	0.444	0.432	
		Stride efficiency (%)	26.79	101.00	91.10	78.81	76.90	75.54	73.25	
		Stride count	24.15	24.88	26.19	28.16	28.51	28.77	160.66	

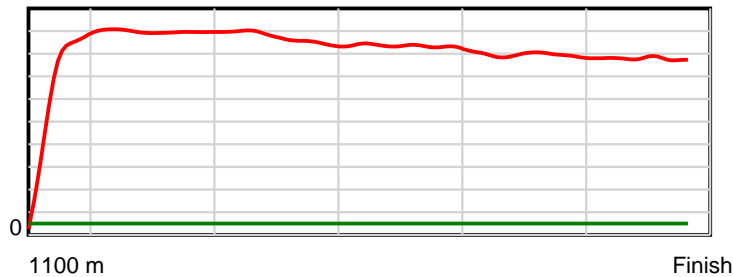
10 m Stride length



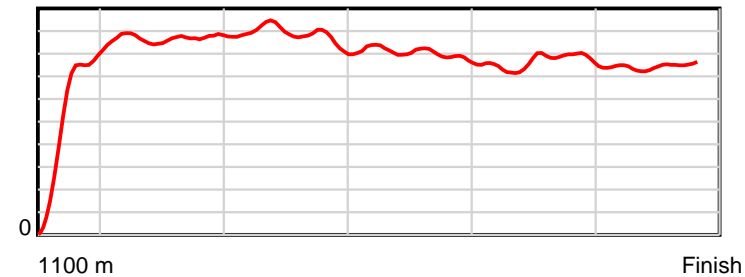
0.6 s Stride duration



20 m/sec Speed



100 % Stride efficiency



Note: Horizontal distance axis grid lines are 200m furlongs.

Disclaimer.

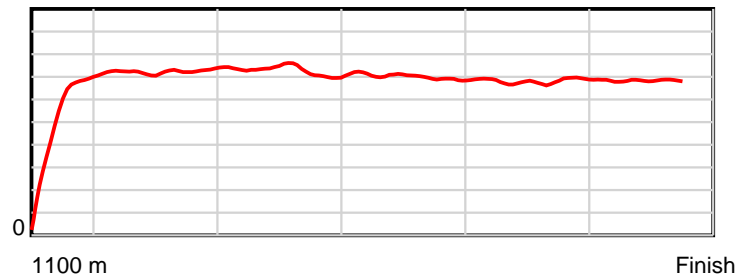
Tasracing Pty Ltd and Thoroughbred Ratings Pty Ltd accepts no responsibility for the completeness or accuracy of any of the information contained herein, and makes no representations about its suitability for any particular purpose. Users should make their own judgements about those matters and/or seek independent advice. You assume all risks associated with use of the data provided on this page.

Race Results

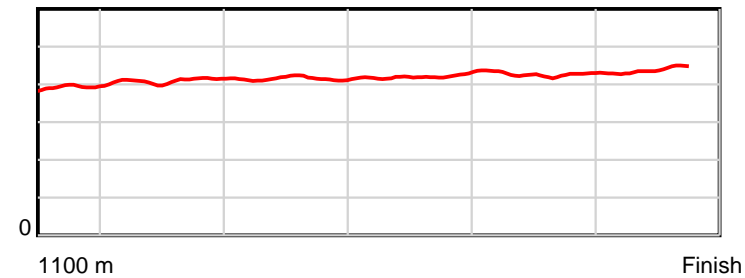
December 19, 2014, Race 1, 3Y MDN-SW, Distance 1100m, Elwick Course Proper - Offset 6m

Result	TAB no.	Horse (Barrier)	1100 to	1000m to	800m to	600m to	400m to	200m to	Total or	Margin
8th	9	Majestic Milly (6)	1000m	800m	600m	400m	200m	WP	Average	
		Position in running (margin)	-	11(10.8)	9(5.0)	5(3.1)	5(3.1)	6(6.0)		13.90
		Sectional time (s)	11.65	9.81	10.96	11.96	12.53	12.70		
		Cumulative time (s)	69.62	57.97	48.16	37.20	25.24	12.70	1:09.62	
		Speed (m/s)	8.58	20.39	18.25	16.72	15.96	15.75	15.80	
		Stride length (m)	3.82	8.31	7.57	6.96	6.80	6.87	6.71	
		Stride duration (s)	0.413	0.408	0.415	0.416	0.426	0.437	0.425	
		Stride efficiency (%)	22.84	108.00	89.54	75.77	72.28	73.78	70.40	
		Stride count	26.16	24.06	26.42	28.72	29.41	29.11	163.88	

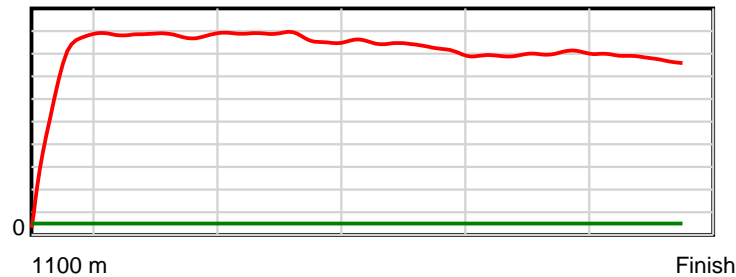
10 m Stride length



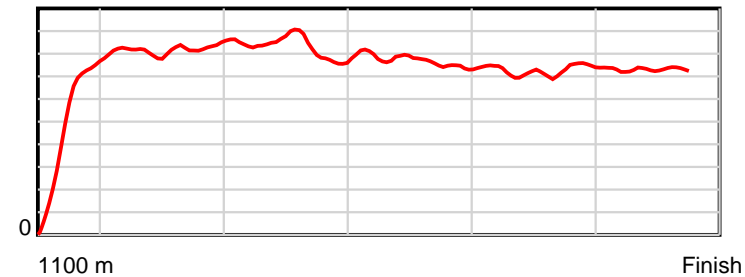
0.6 s Stride duration



20 m/sec Speed



100 % Stride efficiency



Note: Horizontal distance axis grid lines are 200m furlongs.

Disclaimer.

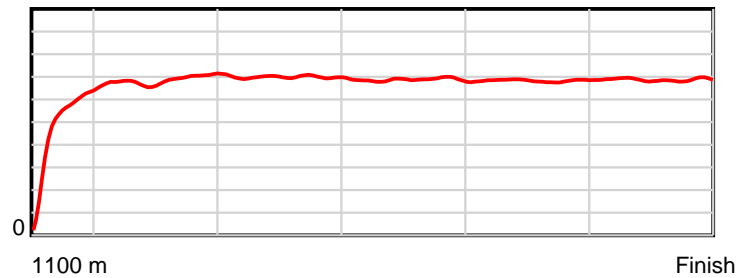
Tasracing Pty Ltd and Thoroughbred Ratings Pty Ltd accepts no responsibility for the completeness or accuracy of any of the information contained herein, and makes no representations about its suitability for any particular purpose. Users should make their own judgements about those matters and/or seek independent advice. You assume all risks associated with use of the data provided on this page.

Race Results

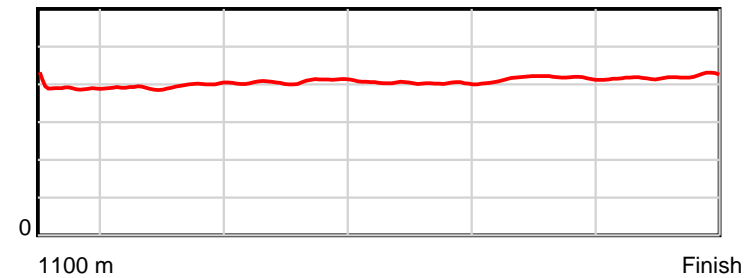
December 19, 2014, Race 1, 3Y MDN-SW, Distance 1100m, Elwick Course Proper - Offset 6m

Result	TAB no.	Horse (Barrier)	1100 to	1000m to	800m to	600m to	400m to	200m to	Total or	Margin
9th	10	Mel Loves Vodk... (8)	1000m	800m	600m	400m	200m	WP	Average	
		Position in running (margin)	-	3(1.7)	10(5.5)	10(8.5)	10(9.8)	10(10.6)		15.40
		Sectional time (s)	10.21	11.42	11.78	12.19	12.17	12.16		
		Cumulative time (s)	69.92	59.71	48.29	36.51	24.33	12.16	1:09.92	
		Speed (m/s)	9.80	17.51	16.98	16.41	16.43	16.45	15.73	
		Stride length (m)	4.36	6.93	6.91	6.62	6.84	6.91	6.51	
		Stride duration (s)	0.400	0.396	0.407	0.403	0.416	0.420	0.414	
		Stride efficiency (%)	29.74	75.09	74.63	68.45	73.18	74.72	66.15	
		Stride count	22.92	28.85	28.94	30.22	29.22	28.92	169.07	

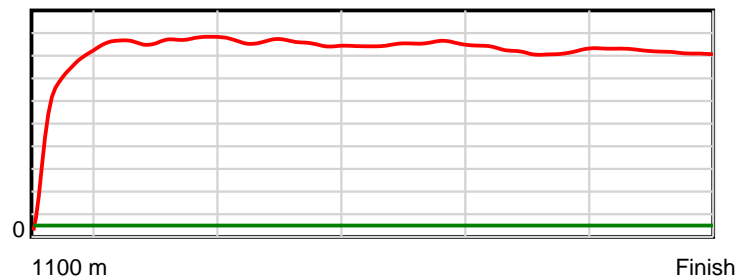
10 m Stride length



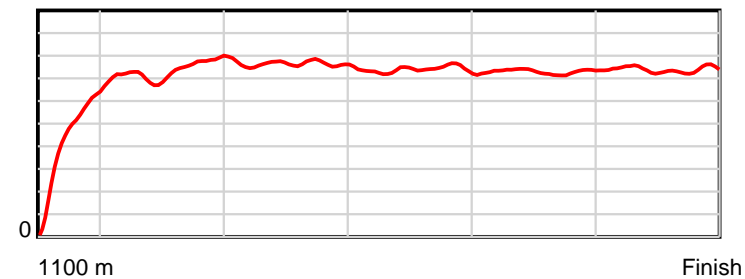
0.6 s Stride duration



20 m/sec Speed



100 % Stride efficiency



Note: Horizontal distance axis grid lines are 200m furlongs.

Disclaimer.

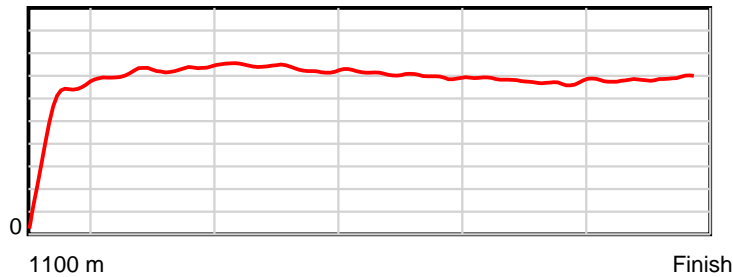
Tasracing Pty Ltd and Thoroughbred Ratings Pty Ltd accepts no responsibility for the completeness or accuracy of any of the information contained herein, and makes no representations about its suitability for any particular purpose. Users should make their own judgements about those matters and/or seek independent advice. You assume all risks associated with use of the data provided on this page.

Race Results

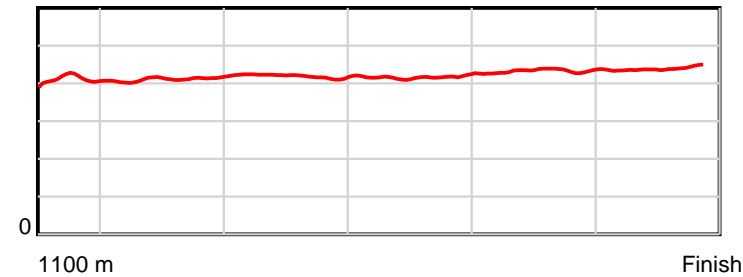
December 19, 2014, Race 1, 3Y MDN-SW, Distance 1100m, Elwick Course Proper - Offset 6m

Result	TAB no.	Horse (Barrier)	1100 to	1000m to	800m to	600m to	400m to	200m to	Total or	Margin
10th	12	What a Night (3)	1000m	800m	600m	400m	200m	WP	Average	
		Position in running (margin)	-	6(3.4)	5(3.8)	6(4.3)	6(4.6)	9(8.3)		16.70
		Sectional time (s)	10.59	10.84	11.36	12.02	12.66	12.71		
		Cumulative time (s)	70.18	59.59	48.75	37.39	25.37	12.71	1:10.18	
		Speed (m/s)	9.45	18.45	17.61	16.64	15.80	15.74	15.67	
		Stride length (m)	4.18	7.55	7.36	6.92	6.82	6.91	6.68	
		Stride duration (s)	0.407	0.409	0.418	0.416	0.432	0.439	0.426	
		Stride efficiency (%)	27.29	89.00	84.61	74.89	72.78	74.54	69.65	
		Stride count	23.93	26.50	27.18	28.89	29.31	28.96	164.77	

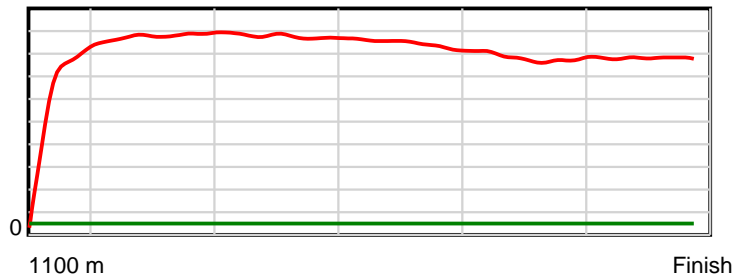
10 m Stride length



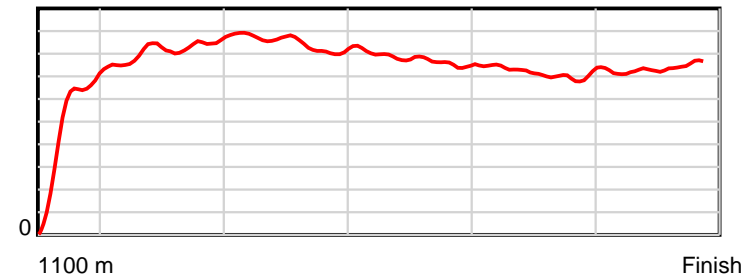
0.6 s Stride duration



20 m/sec Speed



100 % Stride efficiency



Note: Horizontal distance axis grid lines are 200m furlongs.

Disclaimer.

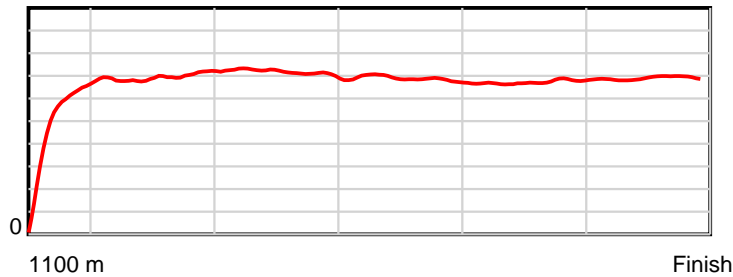
Tasracing Pty Ltd and Thoroughbred Ratings Pty Ltd accepts no responsibility for the completeness or accuracy of any of the information contained herein, and makes no representations about its suitability for any particular purpose. Users should make their own judgements about those matters and/or seek independent advice. You assume all risks associated with use of the data provided on this page.

Race Results

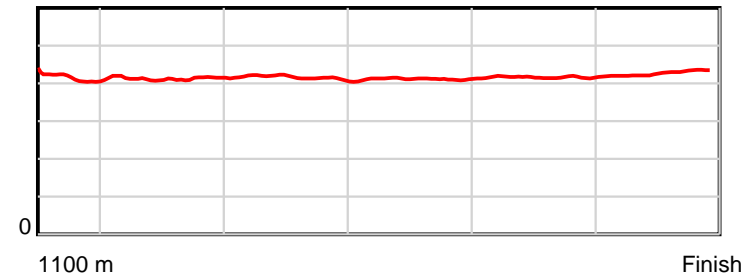
December 19, 2014, Race 1, 3Y MDN-SW, Distance 1100m, Elwick Course Proper - Offset 6m

Result	TAB no.	Horse (Barrier)	1100 to	1000m to	800m to	600m to	400m to	200m to	Total or	Margin
11th	6	Bachelor Fever (5)	1000m	800m	600m	400m	200m	WP	Average	
		Position in running (margin)	-	8(3.9)	11(7.9)	11(9.7)	11(12.0)	11(12.8)		18.20
		Sectional time (s)	10.67	11.44	11.58	12.34	12.18	12.27		
		Cumulative time (s)	70.48	59.81	48.37	36.79	24.45	12.27	1:10.48	
		Speed (m/s)	9.37	17.48	17.27	16.21	16.42	16.30	15.61	
		Stride length (m)	4.15	7.21	7.17	6.66	6.83	6.96	6.56	
		Stride duration (s)	0.407	0.412	0.415	0.411	0.416	0.427	0.420	
		Stride efficiency (%)	26.96	81.13	80.34	69.29	72.86	75.70	67.15	
		Stride count	24.08	27.76	27.89	30.04	29.29	28.74	167.80	

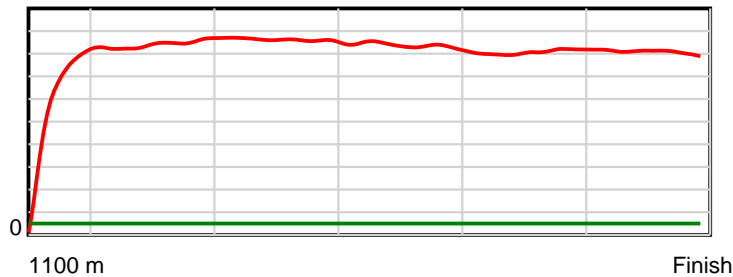
10 m Stride length



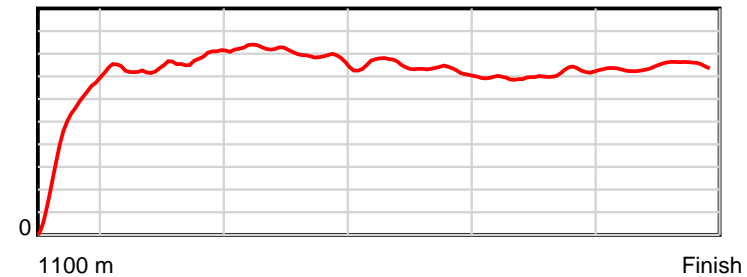
0.6 s Stride duration



20 m/sec Speed



100 % Stride efficiency



Note: Horizontal distance axis grid lines are 200m furlongs.

Disclaimer.

Tasracing Pty Ltd and Thoroughbred Ratings Pty Ltd accepts no responsibility for the completeness or accuracy of any of the information contained herein, and makes no representations about its suitability for any particular purpose. Users should make their own judgements about those matters and/or seek independent advice. You assume all risks associated with use of the data provided on this page.