



Race Results

Tasmanian Racing Club, Hobart, December 19, 2014

Compilation date: December 22, 2014, 4:00:19 PM (EST)

Copyright © 2014 Tasracing Pty Ltd. All rights reserved.

Trademarks.

StrideMASTER is a registered trademark of Thoroughbred Ratings Pty Ltd.

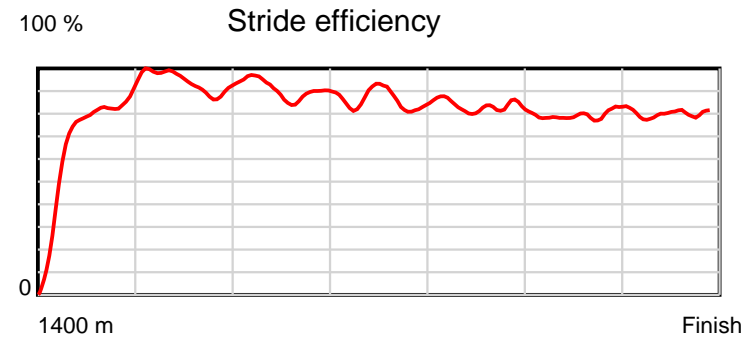
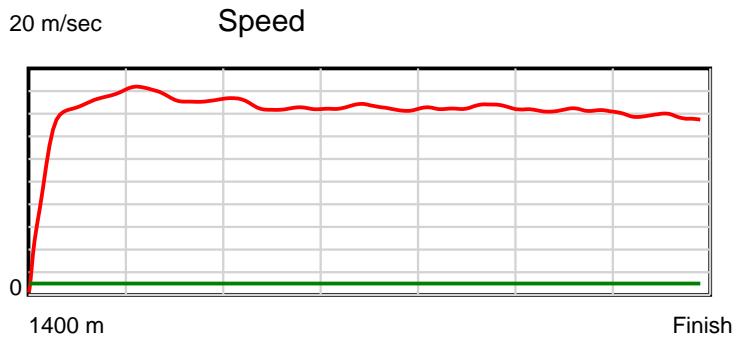
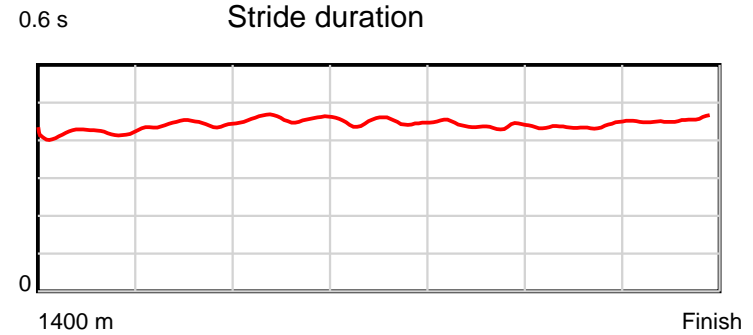
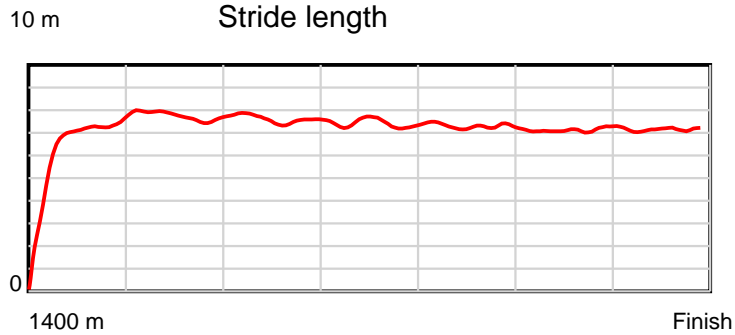
Disclaimer.

Tasracing Pty Ltd and Thoroughbred Ratings Pty Ltd accepts no responsibility for the completeness or accuracy of any of the information contained herein, and makes no representations about its suitability for any particular purpose. Users should make their own judgements about those matters and/or seek independent advice. You assume all risks associated with use of the data provided on this page.

Race Results

December 19, 2014, Race 3, MDN-SW, Distance 1400m, Elwick Course Proper - Offset 6m

Result	TAB no.	Horse (Barrier)	1400 to	1200m to	1000m to	800m to	600m to	400m to	200m to	Total or	Margin
1st	5	Follow My Dust (3)	1200m	1000m	800m	600m	400m	200m	WP	Average	
		Position in running (margin)	-	3(3.4)	3(2.3)	4(3.1)	4(3.1)	6(4.7)	1(0.0)		0.00
		Sectional time (s)	15.68	11.13	12.03	12.15	12.23	12.12	12.60		
		Cumulative time (s)	87.94	72.26	61.13	49.11	36.96	24.73	12.60	1:27.94	
		Speed (m/s)	12.76	17.97	16.63	16.46	16.35	16.50	15.87	15.92	
		Stride length (m)	5.33	7.96	7.61	7.38	7.20	7.20	7.21	7.02	
		Stride duration (s)	0.418	0.443	0.458	0.448	0.441	0.437	0.454	0.441	
		Stride efficiency (%)	44.45	98.94	90.50	85.15	81.08	81.05	81.17	77.11	
		Stride count	37.50	25.14	26.28	27.09	27.77	27.77	27.75	199.30	



Note: Horizontal distance axis grid lines are 200m furlongs.

Disclaimer.

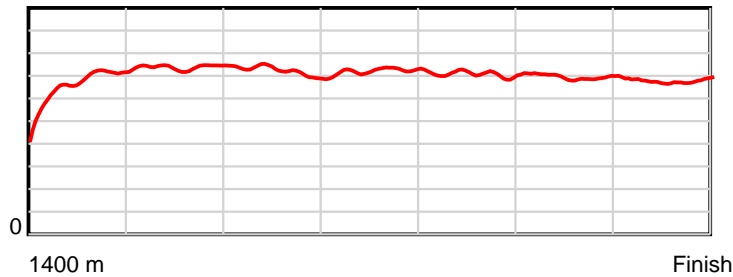
Tasracing Pty Ltd and Thoroughbred Ratings Pty Ltd accepts no responsibility for the completeness or accuracy of any of the information contained herein, and makes no representations about its suitability for any particular purpose. Users should make their own judgements about those matters and/or seek independent advice. You assume all risks associated with use of the data provided on this page.

Race Results

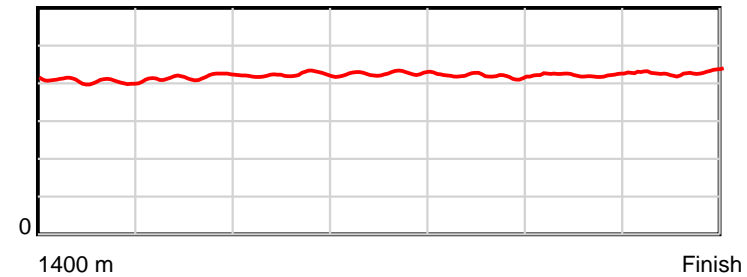
December 19, 2014, Race 3, MDN-SW, Distance 1400m, Elwick Course Proper - Offset 6m

Result	TAB no.	Horse (Barrier)	1400 to	1200m to	1000m to	800m to	600m to	400m to	200m to	Total or	Margin
2nd	7	Eternal Dream (7)	1200m	1000m	800m	600m	400m	200m	WP	Average	
		Position in running (margin)	-	7(4.8)	7(6.0)	8(5.9)	7(4.9)	7(4.8)	3(1.5)		1.50
		Sectional time (s)	15.78	11.52	11.88	11.99	11.96	12.35	12.76		
		Cumulative time (s)	88.22	72.44	60.93	49.05	37.06	25.10	12.76	1:28.22	
		Speed (m/s)	12.67	17.36	16.84	16.68	16.72	16.19	15.67	15.87	
		Stride length (m)	5.26	7.24	7.11	7.12	6.99	6.84	6.71	6.68	
		Stride duration (s)	0.414	0.417	0.423	0.427	0.418	0.423	0.428	0.421	
		Stride efficiency (%)	43.15	81.90	79.08	79.16	76.37	73.19	70.27	69.75	
		Stride count	38.06	27.63	28.11	28.10	28.61	29.22	29.82	209.55	

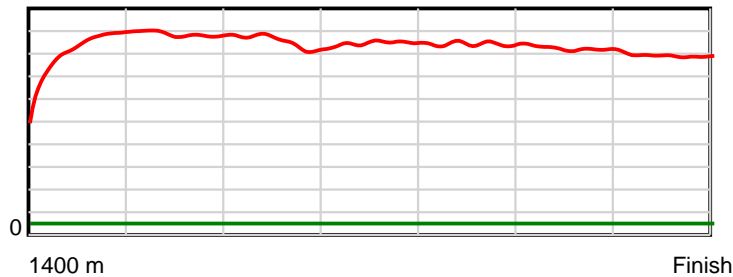
10 m Stride length



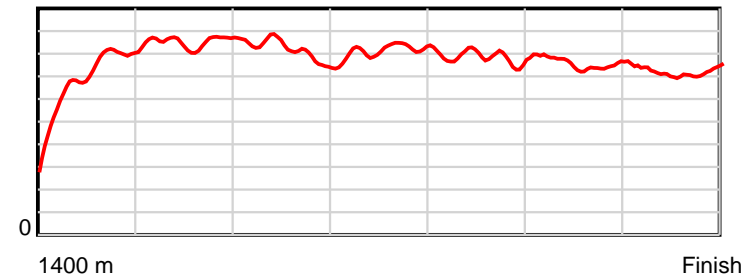
0.6 s Stride duration



20 m/sec Speed



100 % Stride efficiency



Note: Horizontal distance axis grid lines are 200m furlongs.

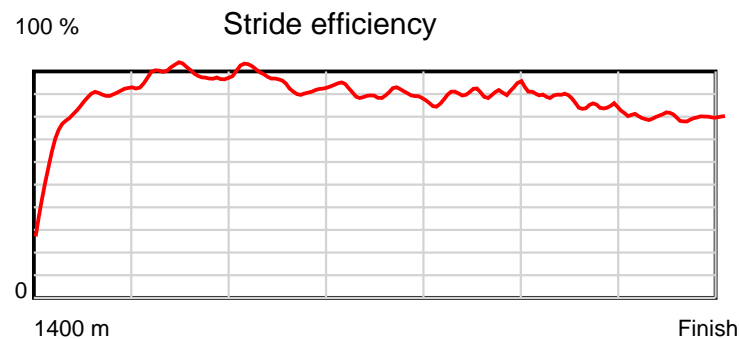
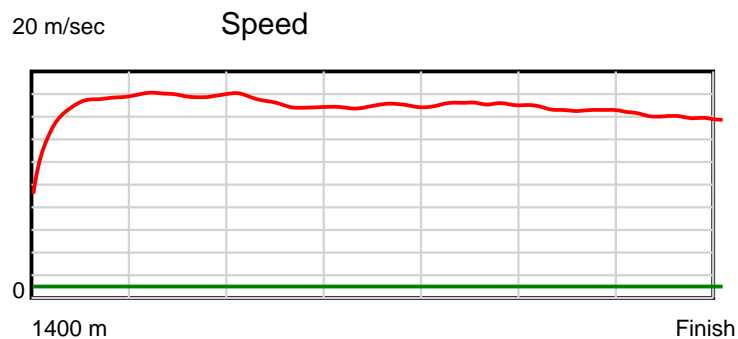
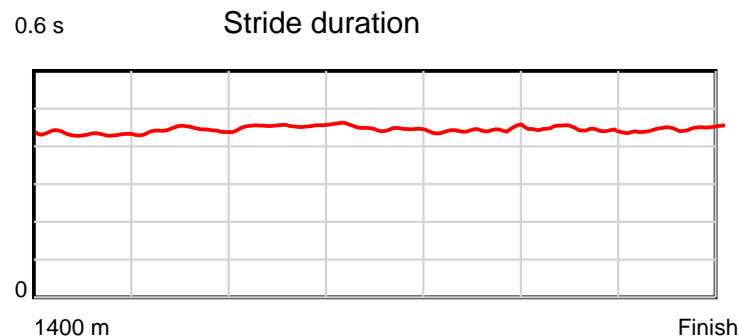
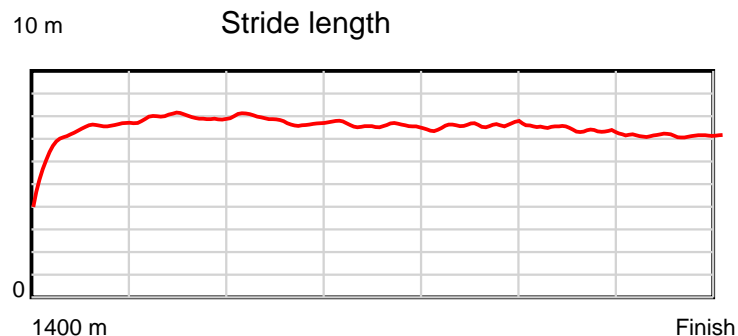
Disclaimer.

Tasracing Pty Ltd and Thoroughbred Ratings Pty Ltd accepts no responsibility for the completeness or accuracy of any of the information contained herein, and makes no representations about its suitability for any particular purpose. Users should make their own judgements about those matters and/or seek independent advice. You assume all risks associated with use of the data provided on this page.

Race Results

December 19, 2014, Race 3, MDN-SW, Distance 1400m, Elwick Course Proper - Offset 6m

Result	TAB no.	Horse (Barrier)	1400 to	1200m to	1000m to	800m to	600m to	400m to	200m to	Total or	Margin
3rd	3	Well I Wonder (1)	1200m	1000m	800m	600m	400m	200m	WP	Average	
		Position in running (margin)	-	6(4.7)	5(4.2)	5(4.2)	5(3.8)	2(3.5)	2(1.1)		2.30
		Sectional time (s)	15.92	11.23	11.89	12.09	11.93	12.50	12.81		
		Cumulative time (s)	88.38	72.46	61.23	49.33	37.24	25.32	12.81	1:28.37	
		Speed (m/s)	12.57	17.81	16.82	16.54	16.76	16.00	15.61	15.84	
		Stride length (m)	5.32	7.91	7.65	7.38	7.42	7.07	6.97	7.00	
		Stride duration (s)	0.428	0.444	0.455	0.446	0.443	0.442	0.447	0.442	
		Stride efficiency (%)	44.24	97.71	91.35	85.09	86.08	78.06	75.95	76.51	
		Stride count	37.59	25.29	26.16	27.10	26.95	28.30	28.69	200.08	



Note: Horizontal distance axis grid lines are 200m furlongs.

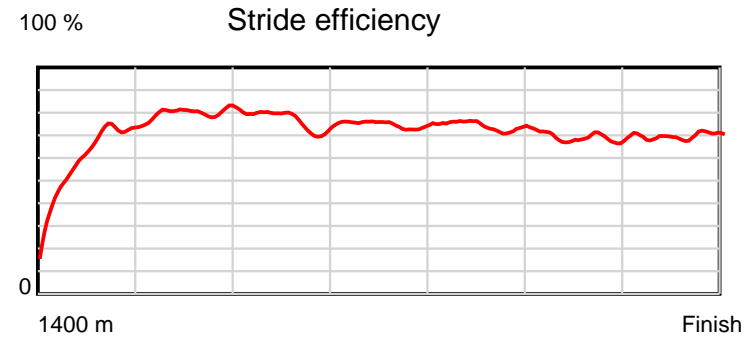
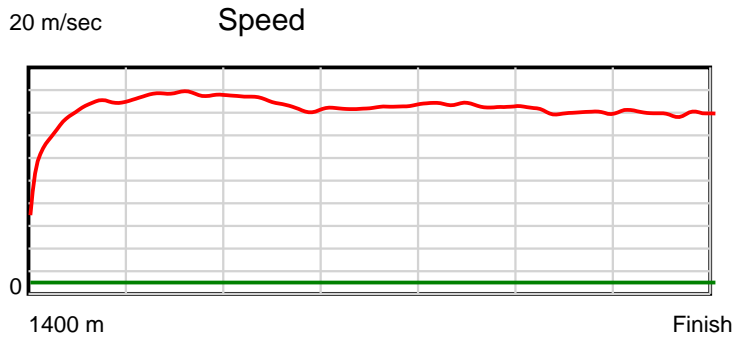
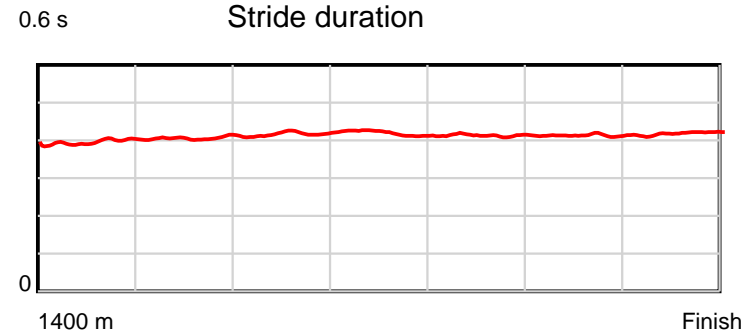
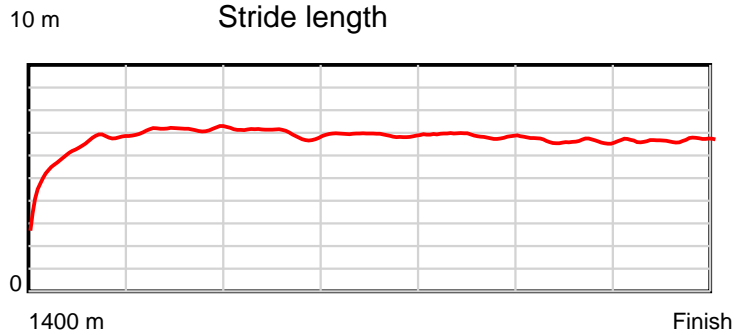
Disclaimer.

Tasracing Pty Ltd and Thoroughbred Ratings Pty Ltd accepts no responsibility for the completeness or accuracy of any of the information contained herein, and makes no representations about its suitability for any particular purpose. Users should make their own judgements about those matters and/or seek independent advice. You assume all risks associated with use of the data provided on this page.

Race Results

December 19, 2014, Race 3, MDN-SW, Distance 1400m, Elwick Course Proper - Offset 6m

Result	TAB no.	Horse (Barrier)	1400 to	1200m to	1000m to	800m to	600m to	400m to	200m to	Total or	Margin
4th	9	Crib Point (4)	1200m	1000m	800m	600m	400m	200m	WP	Average	
		Position in running (margin)	-	5(4.7)	6(4.2)	6(4.7)	8(5.7)	8(7.9)	8(4.8)		3.30
		Sectional time (s)	15.83	11.23	11.98	12.33	12.33	12.40	12.48		
		Cumulative time (s)	88.57	72.74	61.51	49.53	37.20	24.87	12.48	1:28.56	
		Speed (m/s)	12.64	17.81	16.69	16.22	16.22	16.13	16.03	15.81	
		Stride length (m)	5.07	7.24	6.96	6.78	6.70	6.66	6.70	6.51	
		Stride duration (s)	0.403	0.406	0.417	0.418	0.413	0.413	0.418	0.412	
		Stride efficiency (%)	40.22	81.80	75.76	71.79	70.16	69.25	70.20	66.25	
		Stride count	39.42	27.64	28.72	29.51	29.85	30.04	29.84	215.02	



Note: Horizontal distance axis grid lines are 200m furlongs.

Disclaimer.

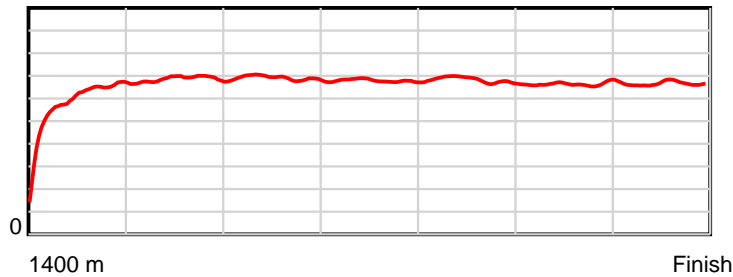
Tasracing Pty Ltd and Thoroughbred Ratings Pty Ltd accepts no responsibility for the completeness or accuracy of any of the information contained herein, and makes no representations about its suitability for any particular purpose. Users should make their own judgements about those matters and/or seek independent advice. You assume all risks associated with use of the data provided on this page.

Race Results

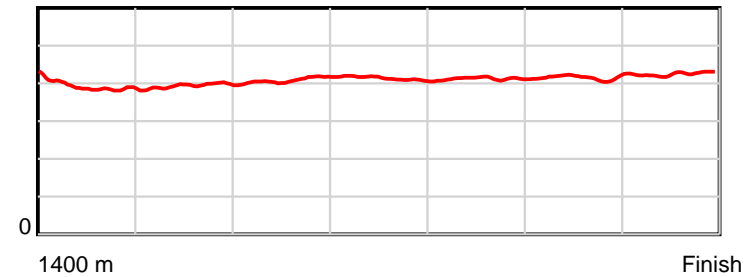
December 19, 2014, Race 3, MDN-SW, Distance 1400m, Elwick Course Proper - Offset 6m

Result	TAB no.	Horse (Barrier)	1400 to	1200m to	1000m to	800m to	600m to	400m to	200m to	Total or	Margin
5th	6	Dark Wind (9)	1200m	1000m	800m	600m	400m	200m	WP	Average	
		Position in running (margin)	-	8(8.0)	9(7.7)	9(7.7)	9(7.4)	9(9.1)	9(5.3)		4.10
		Sectional time (s)	16.33	11.26	11.89	12.11	12.26	12.28	12.60		
		Cumulative time (s)	88.72	72.39	61.13	49.24	37.13	24.88	12.60	1:28.72	
		Speed (m/s)	12.25	17.76	16.82	16.52	16.31	16.29	15.87	15.78	
		Stride length (m)	4.80	7.00	6.87	6.81	6.73	6.77	6.74	6.43	
		Stride duration (s)	0.396	0.394	0.408	0.412	0.412	0.416	0.425	0.408	
		Stride efficiency (%)	36.05	76.63	73.75	72.52	70.78	71.71	71.06	64.70	
		Stride count	41.64	28.56	29.11	29.36	29.72	29.52	29.66	217.57	

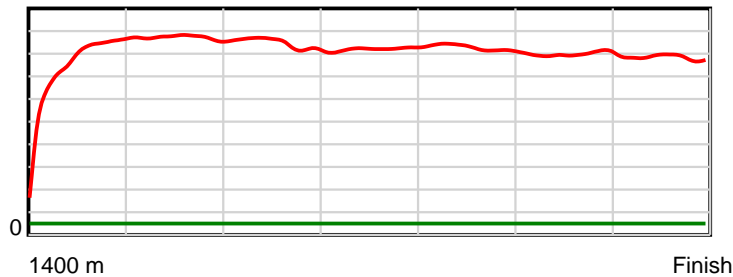
10 m Stride length



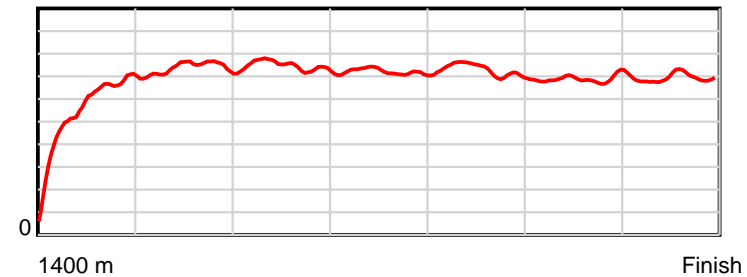
0.6 s Stride duration



20 m/sec Speed



100 % Stride efficiency



Note: Horizontal distance axis grid lines are 200m furlongs.

Disclaimer.

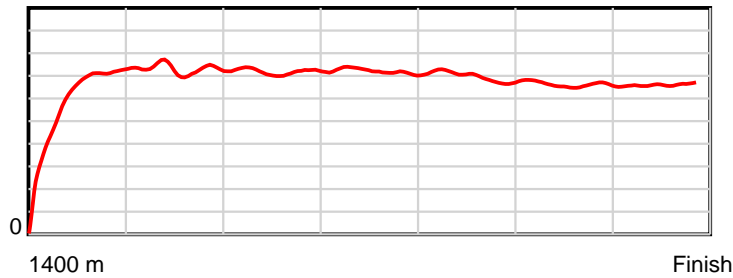
Tasracing Pty Ltd and Thoroughbred Ratings Pty Ltd accepts no responsibility for the completeness or accuracy of any of the information contained herein, and makes no representations about its suitability for any particular purpose. Users should make their own judgements about those matters and/or seek independent advice. You assume all risks associated with use of the data provided on this page.

Race Results

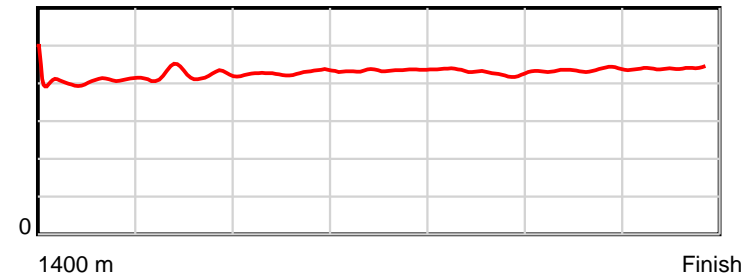
December 19, 2014, Race 3, MDN-SW, Distance 1400m, Elwick Course Proper - Offset 6m

Result	TAB no.	Horse (Barrier)	1400 to	1200m to	1000m to	800m to	600m to	400m to	200m to	Total or	Margin
6th	10	Livia's Lite (2)	1200m	1000m	800m	600m	400m	200m	WP	Average	
		Position in running (margin)	-	4(3.5)	4(3.7)	3(2.3)	3(2.1)	5(4.4)	7(4.0)		5.10
		Sectional time (s)	15.55	11.34	11.66	12.11	12.36	12.84	13.04		
		Cumulative time (s)	88.91	73.36	62.02	50.35	38.24	25.88	13.04	1:28.90	
		Speed (m/s)	12.86	17.64	17.15	16.52	16.18	15.58	15.34	15.75	
		Stride length (m)	5.23	7.45	7.32	7.16	6.94	6.78	6.75	6.72	
		Stride duration (s)	0.411	0.423	0.427	0.433	0.429	0.435	0.440	0.427	
		Stride efficiency (%)	42.75	86.74	83.64	80.03	75.35	71.87	71.23	70.60	
		Stride count	38.24	26.84	27.34	27.95	28.80	29.49	29.62	208.28	

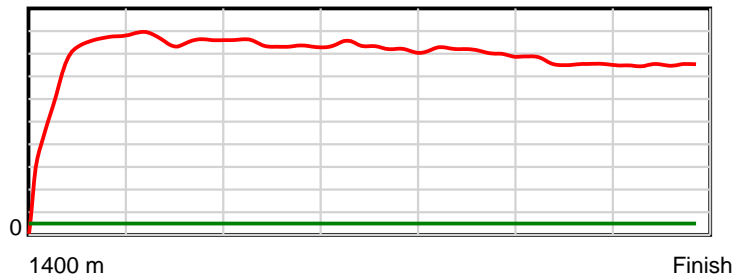
10 m Stride length



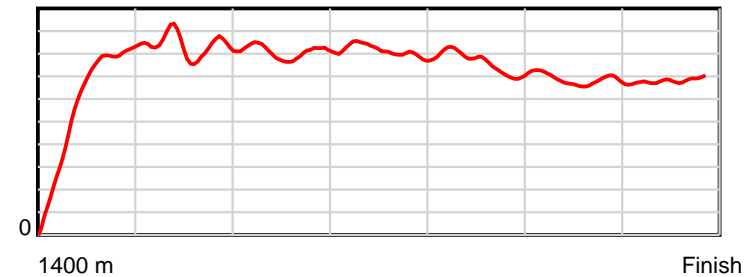
0.6 s Stride duration



20 m/sec Speed



100 % Stride efficiency



Note: Horizontal distance axis grid lines are 200m furlongs.

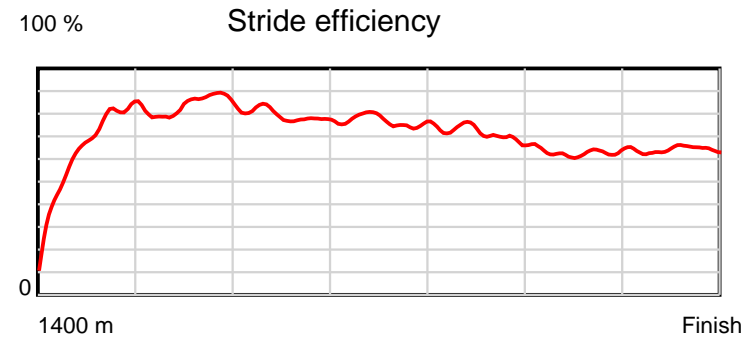
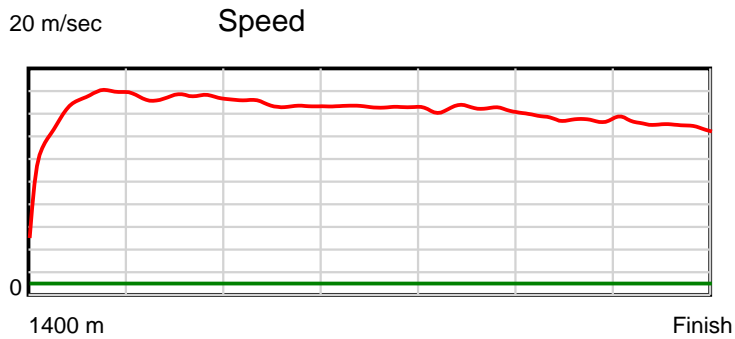
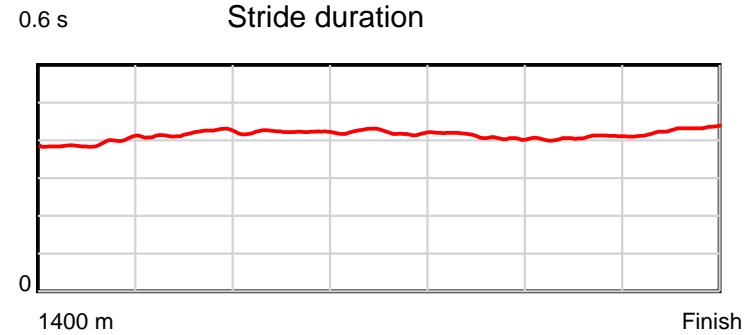
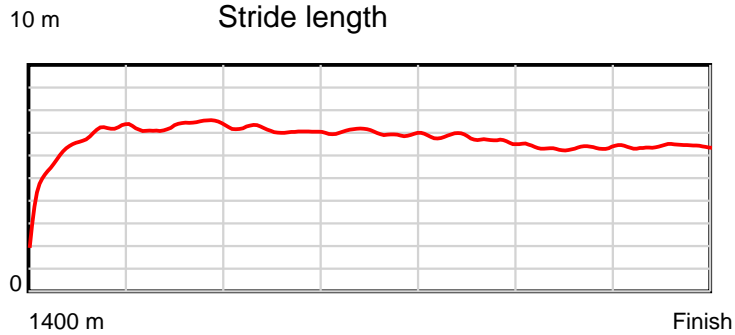
Disclaimer.

Tasracing Pty Ltd and Thoroughbred Ratings Pty Ltd accepts no responsibility for the completeness or accuracy of any of the information contained herein, and makes no representations about its suitability for any particular purpose. Users should make their own judgements about those matters and/or seek independent advice. You assume all risks associated with use of the data provided on this page.

Race Results

December 19, 2014, Race 3, MDN-SW, Distance 1400m, Elwick Course Proper - Offset 6m

Result	TAB no.	Horse (Barrier)	1400 to	1200m to	1000m to	800m to	600m to	400m to	200m to	Total or	Margin
7th	8	Aim for the Mo... (5)	1200m	1000m	800m	600m	400m	200m	WP	Average	
		Position in running (margin)	-	2(1.3)	2(1.5)	2(1.1)	2(1.4)	4(3.9)	6(3.1)		6.60
		Sectional time (s)	15.34	11.35	11.82	12.19	12.39	12.78	13.32		
		Cumulative time (s)	89.20	73.86	62.51	50.68	38.49	26.10	13.32	1:29.20	
		Speed (m/s)	13.04	17.62	16.92	16.41	16.14	15.65	15.02	15.69	
		Stride length (m)	5.09	7.38	7.15	6.91	6.62	6.37	6.44	6.48	
		Stride duration (s)	0.392	0.419	0.422	0.422	0.410	0.407	0.429	0.413	
		Stride efficiency (%)	40.48	85.15	79.79	74.69	68.56	63.46	64.72	65.68	
		Stride count	39.29	27.09	27.99	28.93	30.19	31.38	31.08	215.95	



Note: Horizontal distance axis grid lines are 200m furlongs.

Disclaimer.

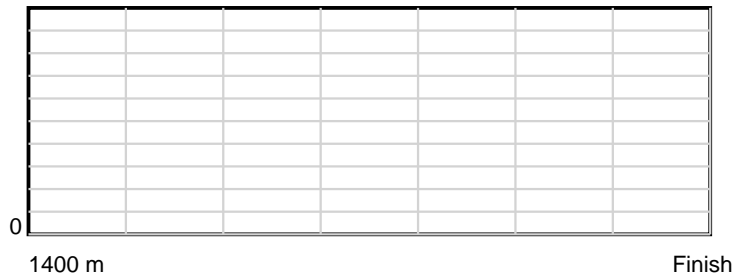
Tasracing Pty Ltd and Thoroughbred Ratings Pty Ltd accepts no responsibility for the completeness or accuracy of any of the information contained herein, and makes no representations about its suitability for any particular purpose. Users should make their own judgements about those matters and/or seek independent advice. You assume all risks associated with use of the data provided on this page.

Race Results


December 19, 2014, Race 3, MDN-SW, Distance 1400m, Elwick Course Proper - Offset 6m

Result	TAB no.	Horse (Barrier)	1400 to	1200m to	1000m to	800m to	600m to	400m to	200m to	Total or	Margin
8th	2	Stallari (6)									
		Position in running (margin)									
		Sectional time (s)									
		Cumulative time (s)									
		Speed (m/s)									
		Stride length (m)									
		Stride duration (s)									
		Stride efficiency (%)									
		Stride count									

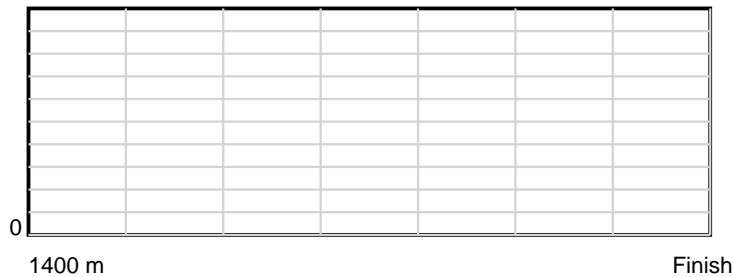
10 m Stride length



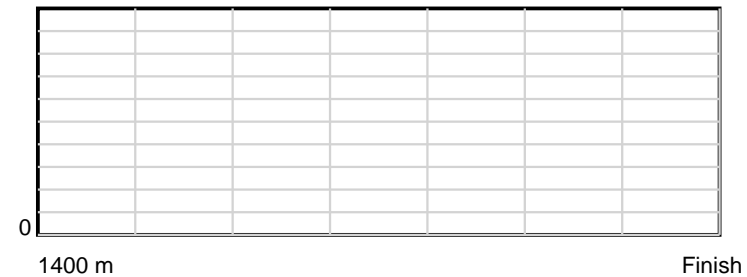
0.6 s Stride duration



20 m/sec Speed



100 % Stride efficiency



Note: Horizontal distance axis grid lines are 200m furlongs.

Disclaimer.

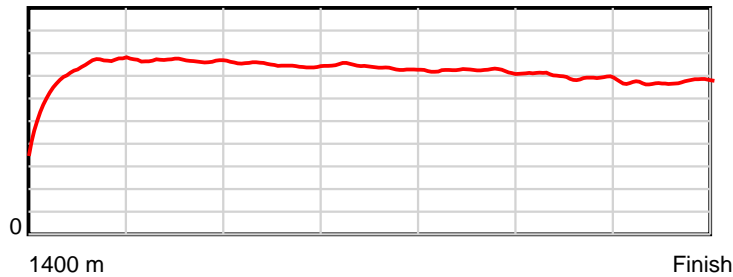
Tasracing Pty Ltd and Thoroughbred Ratings Pty Ltd accepts no responsibility for the completeness or accuracy of any of the information contained herein, and makes no representations about its suitability for any particular purpose. Users should make their own judgements about those matters and/or seek independent advice. You assume all risks associated with use of the data provided on this page.

Race Results

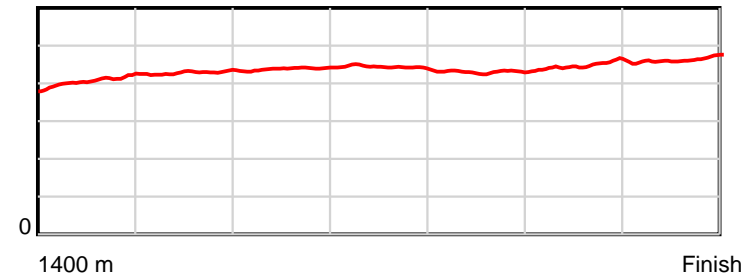
December 19, 2014, Race 3, MDN-SW, Distance 1400m, Elwick Course Proper - Offset 6m

Result	TAB no.	Horse (Barrier)	1400 to	1200m to	1000m to	800m to	600m to	400m to	200m to	Total or	Margin
9th	1	Bloodshot (10)	1200m	1000m	800m	600m	400m	200m	WP	Average	
		Position in running (margin)	-	1(0.0)	1(0.0)	1(0.0)	1(0.0)	1(0.0)	4(2.0)		10.50
		Sectional time (s)	15.32	11.31	11.89	12.15	11.98	13.23	14.07		
		Cumulative time (s)	89.96	74.64	63.33	51.43	39.28	27.31	14.07	1:29.95	
		Speed (m/s)	13.05	17.68	16.82	16.46	16.69	15.12	14.21	15.56	
		Stride length (m)	5.29	7.58	7.37	7.27	7.19	6.77	6.60	6.78	
		Stride duration (s)	0.407	0.429	0.438	0.442	0.431	0.448	0.464	0.436	
		Stride efficiency (%)	43.79	89.78	84.95	82.67	80.88	71.63	68.05	71.87	
		Stride count	37.78	26.39	27.12	27.50	27.80	29.54	30.31	206.44	

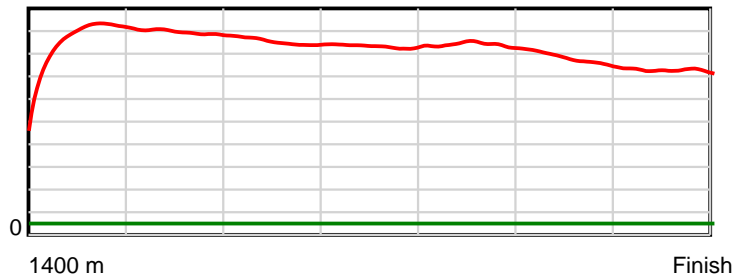
10 m Stride length



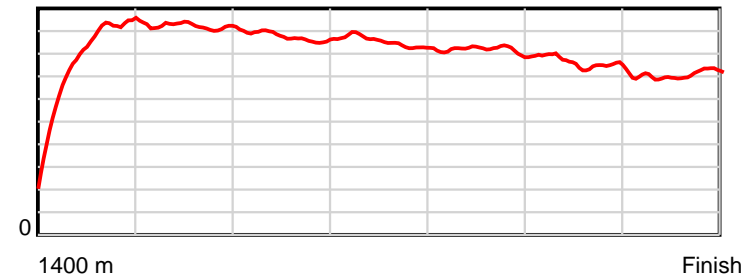
0.6 s Stride duration



20 m/sec Speed



100 % Stride efficiency



Note: Horizontal distance axis grid lines are 200m furlongs.

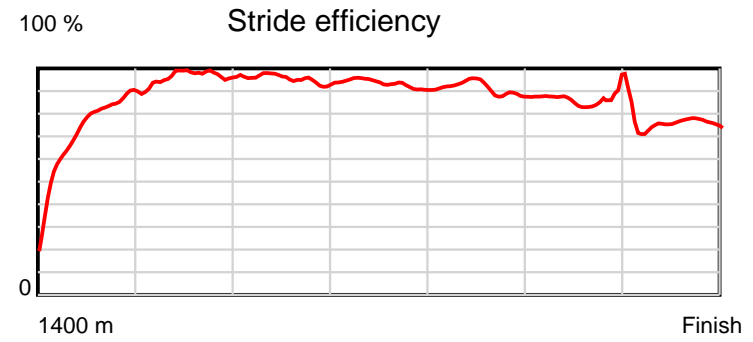
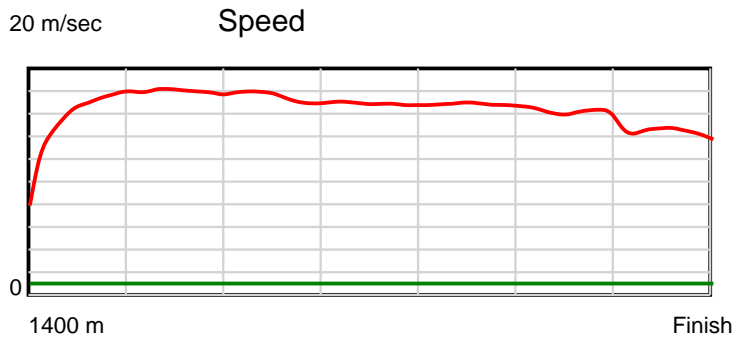
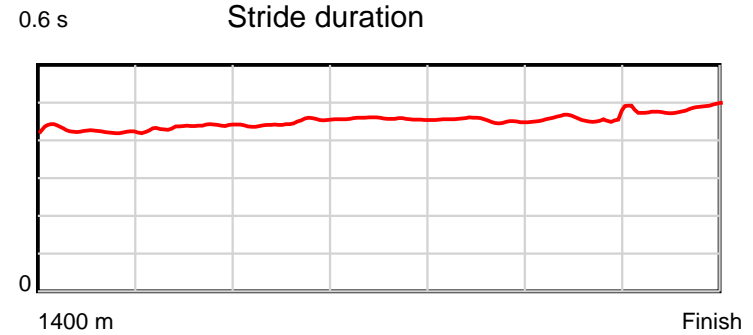
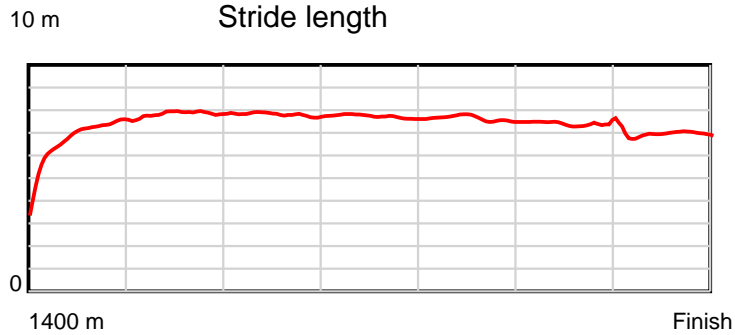
Disclaimer.

Tasracing Pty Ltd and Thoroughbred Ratings Pty Ltd accepts no responsibility for the completeness or accuracy of any of the information contained herein, and makes no representations about its suitability for any particular purpose. Users should make their own judgements about those matters and/or seek independent advice. You assume all risks associated with use of the data provided on this page.

Race Results

December 19, 2014, Race 3, MDN-SW, Distance 1400m, Elwick Course Proper - Offset 6m

Result	TAB no.	Horse (Barrier)	1400 to	1200m to	1000m to	800m to	600m to	400m to	200m to	Total or	Margin
10th	4	Breeze Attack (8)	1200m	1000m	800m	600m	400m	200m	WP	Average	
		Position in running (margin)	-	9(8.4)	8(7.5)	7(5.5)	6(4.5)	3(3.8)	5(2.4)		12.80
		Sectional time (s)	16.94	11.16	11.56	11.98	11.86	12.68	14.24		
		Cumulative time (s)	90.42	73.48	62.32	50.76	38.78	26.92	14.24	1:30.42	
		Speed (m/s)	11.81	17.92	17.30	16.69	16.86	15.77	14.04	15.48	
		Stride length (m)	5.09	7.83	7.73	7.63	7.64	7.11	6.77	6.97	
		Stride duration (s)	0.428	0.437	0.447	0.457	0.453	0.451	0.482	0.450	
		Stride efficiency (%)	40.44	95.78	93.36	91.06	91.15	78.98	71.72	75.98	
		Stride count	39.31	25.55	25.87	26.20	26.19	28.13	29.52	200.77	



Note: Horizontal distance axis grid lines are 200m furlongs.

Disclaimer.

Tasracing Pty Ltd and Thoroughbred Ratings Pty Ltd accepts no responsibility for the completeness or accuracy of any of the information contained herein, and makes no representations about its suitability for any particular purpose. Users should make their own judgements about those matters and/or seek independent advice. You assume all risks associated with use of the data provided on this page.