



Race Results

Devonport Racing Club, Devonport Synthetic, December 26, 2014

Compilation date: December 29, 2014, 11:00:34 AM (EST)

Copyright © 2014 Tasracing Pty Ltd. All rights reserved.

Trademarks.

StrideMASTER is a registered trademark of Thoroughbred Ratings Pty Ltd.

Disclaimer.

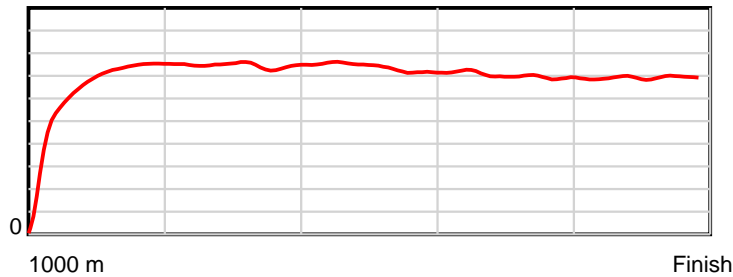
Tasracing Pty Ltd and Thoroughbred Ratings Pty Ltd accepts no responsibility for the completeness or accuracy of any of the information contained herein, and makes no representations about its suitability for any particular purpose. Users should make their own judgements about those matters and/or seek independent advice. You assume all risks associated with use of the data provided on this page.

Race Results

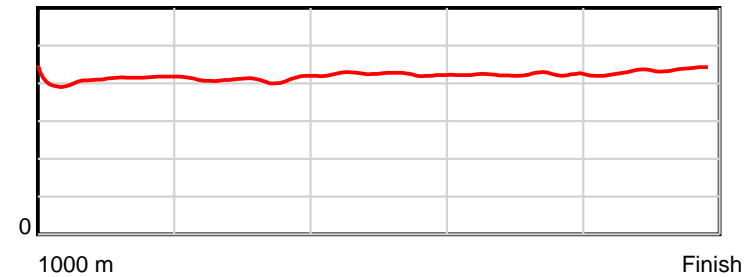
December 26, 2014, Race 1, MDN-SW, Distance 1000m, Spreyton - Offset 0m

Result	TAB no.	Horse (Barrier)	1000 to	800m to	600m to	400m to	200m to	Total or	Margin
1st	9	Miss Mars (7)	800m	600m	400m	200m	WP	Average	
		Position in running (margin)	-	4(2.8)	4(3.2)	4(2.4)	2(1.9)		0.00
		Sectional time (s)	13.77	10.84	11.48	12.07	12.12		
		Cumulative time (s)	60.28	46.51	35.67	24.19	12.12	1:00.28	
		Speed (m/s)	14.52	18.45	17.42	16.57	16.50	16.59	
		Stride length (m)	5.95	7.58	7.38	7.00	7.15	6.96	
		Stride duration (s)	0.410	0.410	0.424	0.423	0.433	0.420	
		Stride efficiency (%)	55.37	89.72	85.19	76.64	79.96	75.77	
		Stride count	33.60	26.40	27.09	28.56	27.96	143.61	

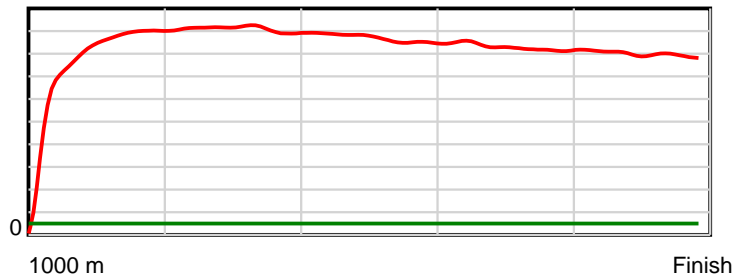
10 m Stride length



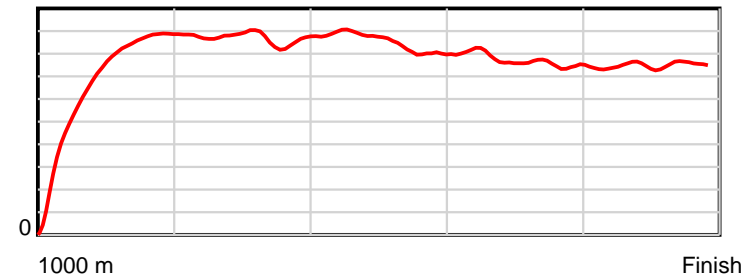
0.6 s Stride duration



20 m/sec Speed



100 % Stride efficiency



Note: Horizontal distance axis grid lines are 200m furlongs.

Disclaimer.

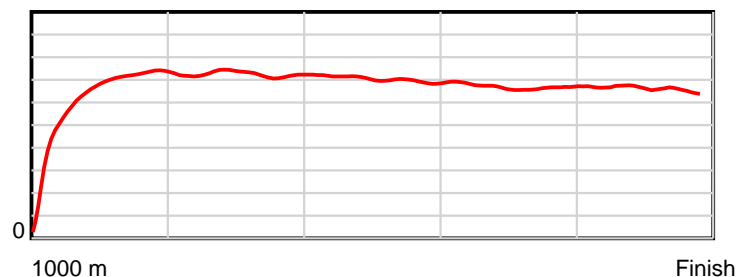
Tasracing Pty Ltd and Thoroughbred Ratings Pty Ltd accepts no responsibility for the completeness or accuracy of any of the information contained herein, and makes no representations about its suitability for any particular purpose. Users should make their own judgements about those matters and/or seek independent advice. You assume all risks associated with use of the data provided on this page.

Race Results

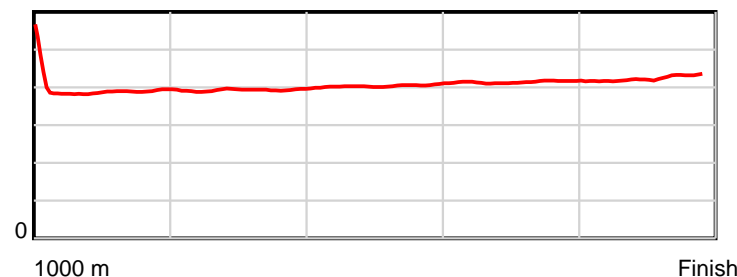
December 26, 2014, Race 1, MDN-SW, Distance 1000m, Spreyton - Offset 0m

Result	TAB no.	Horse (Barrier)	1000 to	800m to	600m to	400m to	200m to	Total or	Margin
2nd	3	Etown (1)	800m	600m	400m	200m	WP	Average	
		Position in running (margin)	-	1(0.0)	1(0.0)	1(0.0)	1(0.0)		2.30
		Sectional time (s)	13.43	10.76	11.61	12.16	12.74		
		Cumulative time (s)	60.70	47.27	36.51	24.90	12.74	1:00.70	
		Speed (m/s)	14.89	18.59	17.23	16.45	15.70	16.47	
		Stride length (m)	6.03	7.29	6.96	6.82	6.65	6.72	
		Stride duration (s)	0.401	0.392	0.404	0.414	0.423	0.408	
		Stride efficiency (%)	56.75	83.14	75.67	72.59	69.04	70.60	
		Stride count	33.19	27.42	28.74	29.34	30.09	148.78	

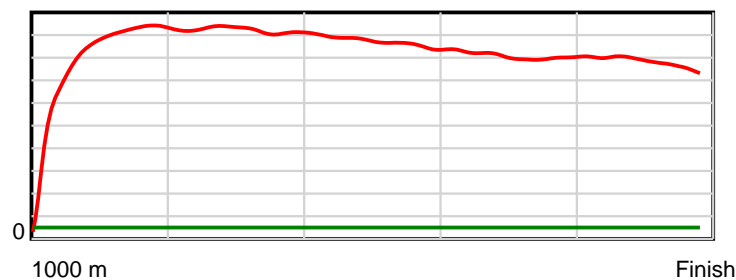
10 m Stride length



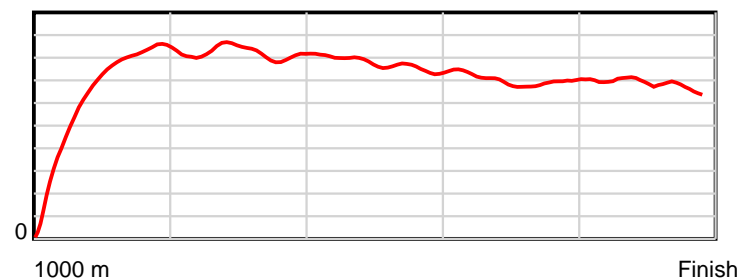
0.6 s Stride duration



20 m/sec Speed



100 % Stride efficiency



Note: Horizontal distance axis grid lines are 200m furlongs.

Disclaimer.

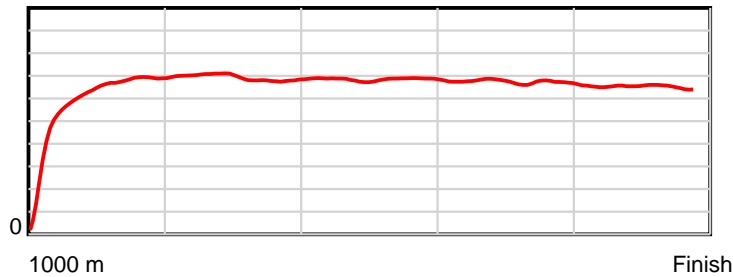
Tasracing Pty Ltd and Thoroughbred Ratings Pty Ltd accepts no responsibility for the completeness or accuracy of any of the information contained herein, and makes no representations about its suitability for any particular purpose. Users should make their own judgements about those matters and/or seek independent advice. You assume all risks associated with use of the data provided on this page.

Race Results

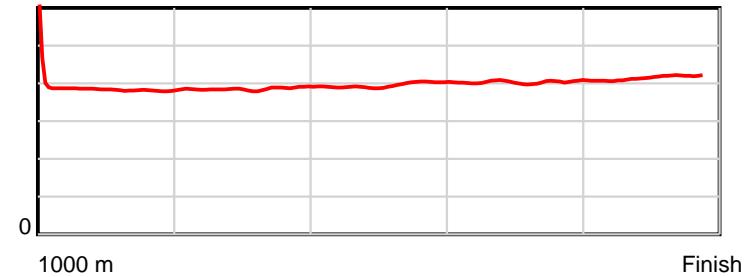
December 26, 2014, Race 1, MDN-SW, Distance 1000m, Spreyton - Offset 0m

Result	TAB no.	Horse (Barrier)	1000 to	800m to	600m to	400m to	200m to	Total or	Margin
3rd	2	Cynical Man (5)	800m	600m	400m	200m	WP	Average	
		Position in running (margin)	-	7(6.0)	7(7.1)	6(4.7)	5(3.5)		4.80
		Sectional time (s)	14.42	10.94	11.21	11.97	12.62		
		Cumulative time (s)	61.16	46.74	35.80	24.59	12.62	1:01.15	
		Speed (m/s)	13.87	18.28	17.84	16.71	15.85	16.35	
		Stride length (m)	5.72	7.04	7.04	6.74	6.57	6.59	
		Stride duration (s)	0.405	0.385	0.395	0.403	0.414	0.403	
		Stride efficiency (%)	51.19	77.52	77.55	71.00	67.40	67.77	
		Stride count	34.94	28.40	28.39	29.67	30.45	151.85	

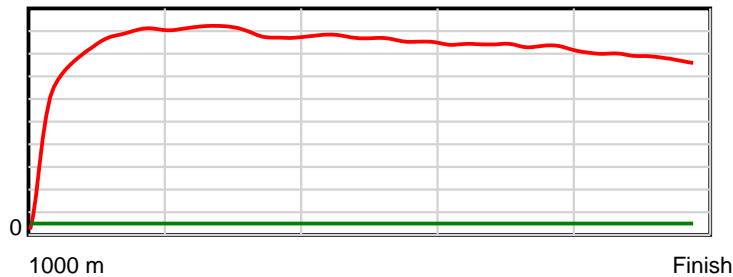
10 m Stride length



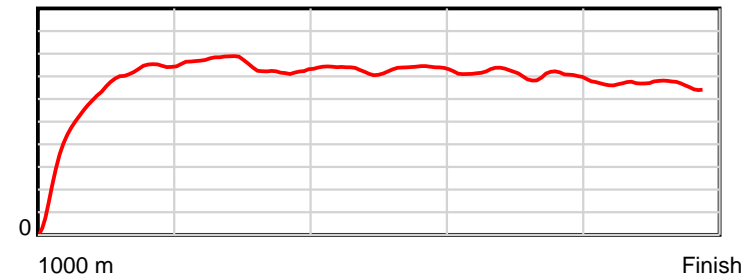
0.6 s Stride duration



20 m/sec Speed



100 % Stride efficiency



Note: Horizontal distance axis grid lines are 200m furlongs.

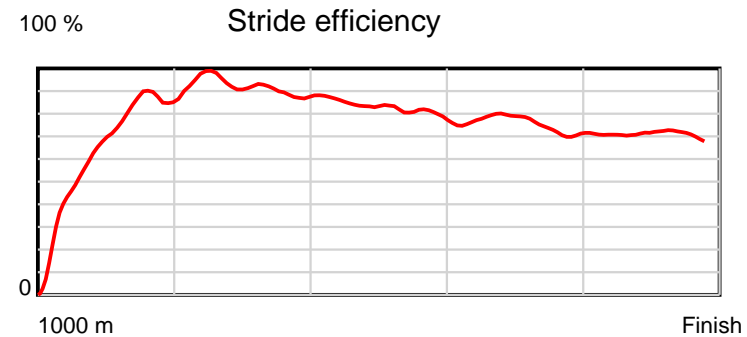
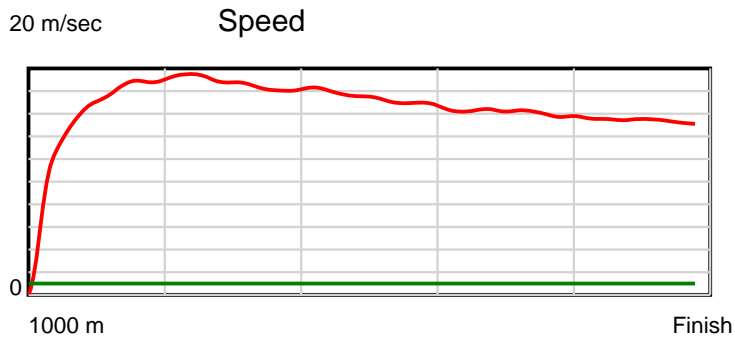
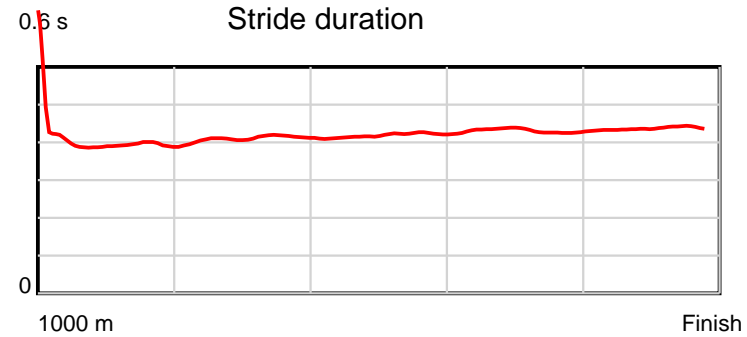
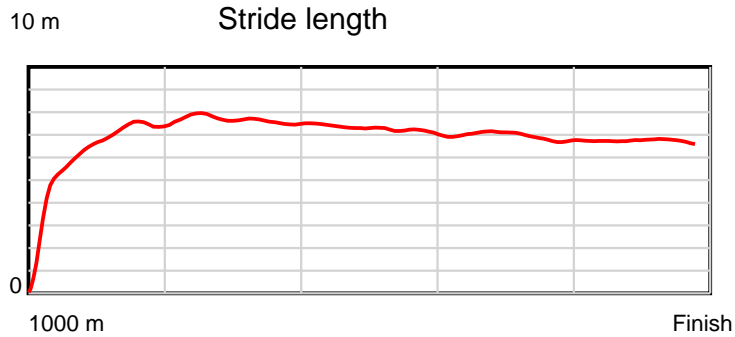
Disclaimer.

Tasracing Pty Ltd and Thoroughbred Ratings Pty Ltd accepts no responsibility for the completeness or accuracy of any of the information contained herein, and makes no representations about its suitability for any particular purpose. Users should make their own judgements about those matters and/or seek independent advice. You assume all risks associated with use of the data provided on this page.

Race Results

December 26, 2014, Race 1, MDN-SW, Distance 1000m, Spreyton - Offset 0m

Result	TAB no.	Horse (Barrier)	1000 to	800m to	600m to	400m to	200m to	Total or	Margin
4th	8	Ain't the Whis... (3)	800m	600m	400m	200m	WP	Average	
		Position in running (margin)	-	6(3.5)	3(2.0)	3(1.2)	3(2.1)		5.10
		Sectional time (s)	14.11	10.51	11.48	12.32	12.80		
		Cumulative time (s)	61.22	47.11	36.60	25.12	12.80	1:01.21	
		Speed (m/s)	14.18	19.03	17.42	16.23	15.62	16.34	
		Stride length (m)	6.06	7.83	7.28	6.98	6.82	6.94	
		Stride duration (s)	0.420	0.411	0.418	0.430	0.437	0.425	
		Stride efficiency (%)	57.37	95.69	82.89	76.22	72.71	75.37	
		Stride count	33.01	25.56	27.46	28.64	29.32	143.99	



Note: Horizontal distance axis grid lines are 200m furlongs.

Disclaimer.

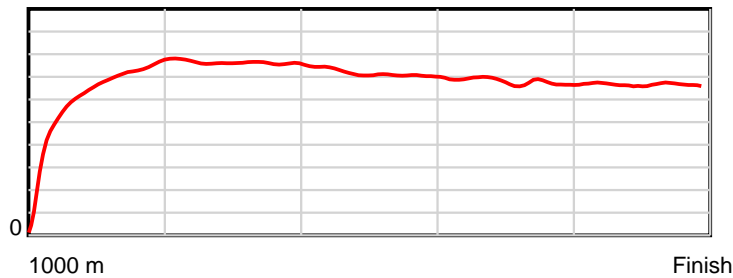
Tasracing Pty Ltd and Thoroughbred Ratings Pty Ltd accepts no responsibility for the completeness or accuracy of any of the information contained herein, and makes no representations about its suitability for any particular purpose. Users should make their own judgements about those matters and/or seek independent advice. You assume all risks associated with use of the data provided on this page.

Race Results

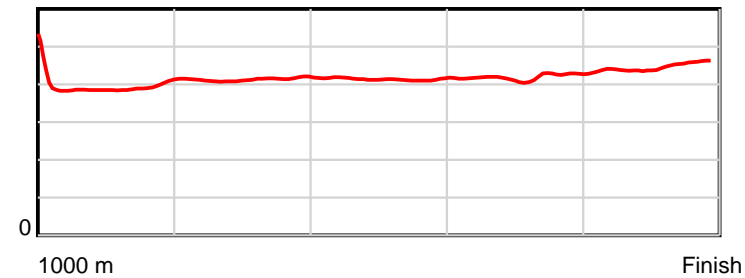
December 26, 2014, Race 1, MDN-SW, Distance 1000m, Spreyton - Offset 0m

Result	TAB no.	Horse (Barrier)	1000 to	800m to	600m to	400m to	200m to	Total or	Margin
5th	4	Gee Gees Supre... (2)	800m	600m	400m	200m	WP	Average	
		Position in running (margin)	-	2(1.9)	2(1.4)	2(0.8)	4(2.6)		9.20
		Sectional time (s)	13.86	10.68	11.51	12.47	13.48		
		Cumulative time (s)	61.99	48.13	37.46	25.95	13.48	1:01.99	
		Speed (m/s)	14.43	18.73	17.38	16.04	14.84	16.13	
		Stride length (m)	5.89	7.73	7.20	6.72	6.61	6.78	
		Stride duration (s)	0.402	0.413	0.414	0.419	0.446	0.420	
		Stride efficiency (%)	54.30	93.45	81.04	70.48	68.35	71.75	
		Stride count	33.93	25.86	27.77	29.78	30.24	147.58	

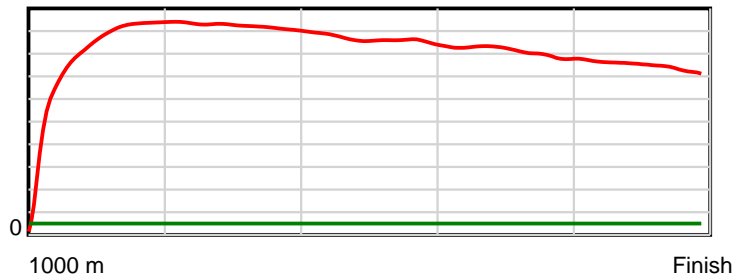
10 m Stride length



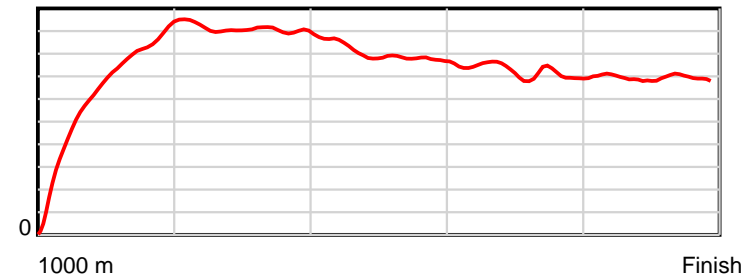
0.6 s Stride duration



20 m/sec Speed



100 % Stride efficiency



Note: Horizontal distance axis grid lines are 200m furlongs.

Disclaimer.

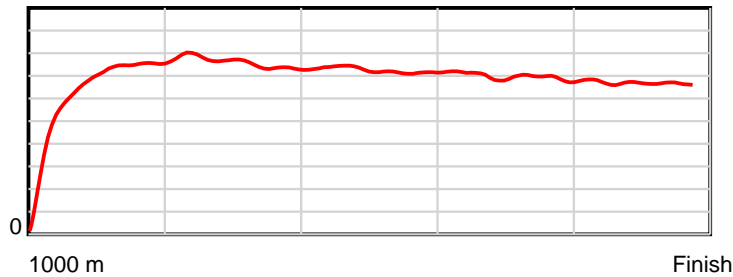
Tasracing Pty Ltd and Thoroughbred Ratings Pty Ltd accepts no responsibility for the completeness or accuracy of any of the information contained herein, and makes no representations about its suitability for any particular purpose. Users should make their own judgements about those matters and/or seek independent advice. You assume all risks associated with use of the data provided on this page.

Race Results

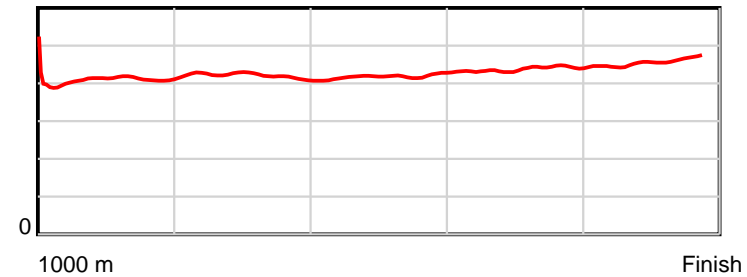
December 26, 2014, Race 1, MDN-SW, Distance 1000m, Spreyton - Offset 0m

Result	TAB no.	Horse (Barrier)	1000 to	800m to	600m to	400m to	200m to	Total or	Margin
6th	5	Fiore (4)	800m	600m	400m	200m	WP	Average	
		Position in running (margin)	-	5(3.4)	6(4.3)	5(3.1)	6(5.5)		11.90
		Sectional time (s)	14.14	10.90	11.42	12.56	13.48		
		Cumulative time (s)	62.51	48.37	37.47	26.05	13.48	1:02.50	
		Speed (m/s)	14.14	18.35	17.51	15.92	14.84	16.00	
		Stride length (m)	5.84	7.72	7.29	6.95	6.79	6.86	
		Stride duration (s)	0.411	0.421	0.416	0.437	0.458	0.429	
		Stride efficiency (%)	53.27	93.16	83.10	75.53	72.10	73.51	
		Stride count	34.26	25.90	27.43	28.77	29.44	145.80	

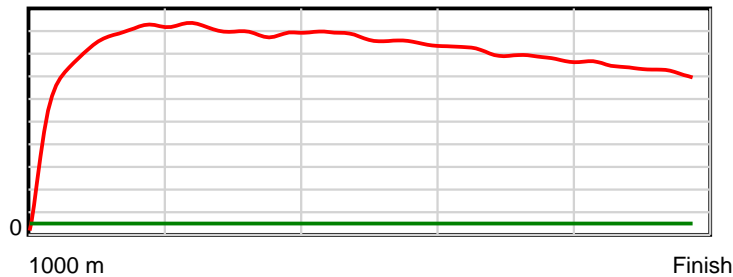
10 m Stride length



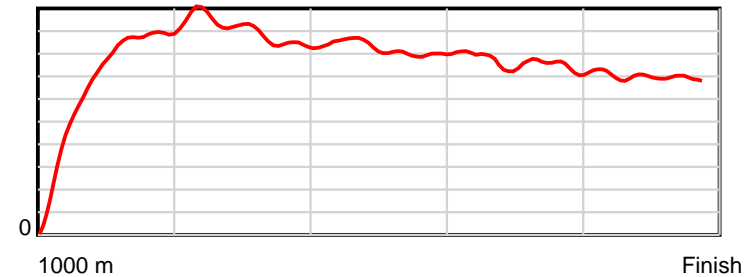
0.6 s Stride duration



20 m/sec Speed



100 % Stride efficiency



Note: Horizontal distance axis grid lines are 200m furlongs.

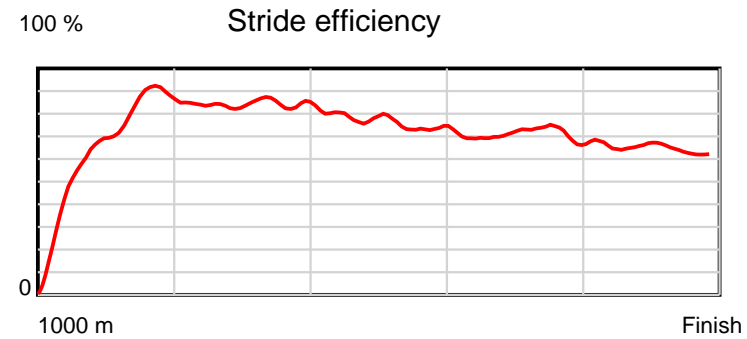
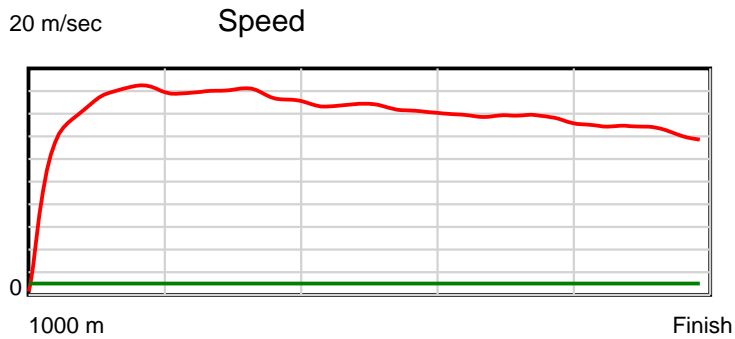
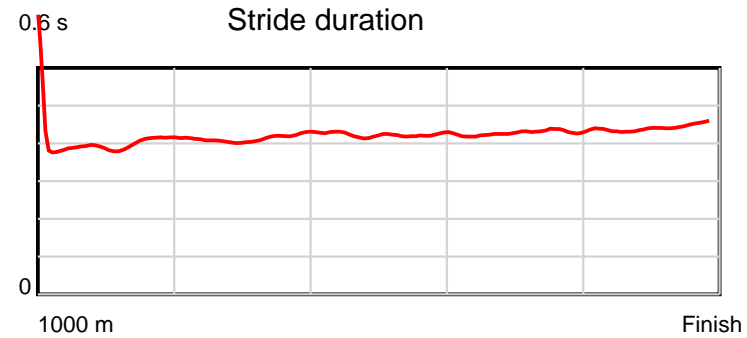
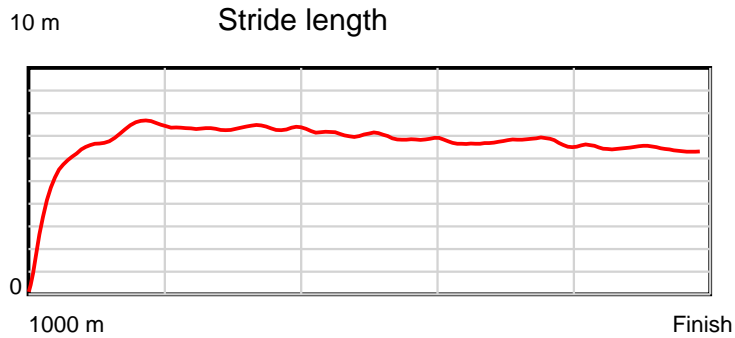
Disclaimer.

Tasracing Pty Ltd and Thoroughbred Ratings Pty Ltd accepts no responsibility for the completeness or accuracy of any of the information contained herein, and makes no representations about its suitability for any particular purpose. Users should make their own judgements about those matters and/or seek independent advice. You assume all risks associated with use of the data provided on this page.

Race Results

December 26, 2014, Race 1, MDN-SW, Distance 1000m, Spreyton - Offset 0m

Result	TAB no.	Horse (Barrier)	1000 to	800m to	600m to	400m to	200m to	Total or	Margin
7th	1	Double Gun (6)	800m	600m	400m	200m	WP	Average	
		Position in running (margin)	-	3(2.2)	5(3.9)	7(7.3)	7(10.5)		19.20
		Sectional time (s)	14.42	11.04	12.18	12.70	13.63		
		Cumulative time (s)	63.96	49.54	38.50	26.33	13.63	1:03.96	
		Speed (m/s)	13.87	18.12	16.42	15.75	14.67	15.63	
		Stride length (m)	6.06	7.50	6.93	6.72	6.51	6.71	
		Stride duration (s)	0.414	0.414	0.422	0.426	0.444	0.429	
		Stride efficiency (%)	57.45	87.91	75.14	70.48	66.31	70.42	
		Stride count	32.98	26.67	28.84	29.78	30.70	148.97	



Note: Horizontal distance axis grid lines are 200m furlongs.

Disclaimer.

Tasracing Pty Ltd and Thoroughbred Ratings Pty Ltd accepts no responsibility for the completeness or accuracy of any of the information contained herein, and makes no representations about its suitability for any particular purpose. Users should make their own judgements about those matters and/or seek independent advice. You assume all risks associated with use of the data provided on this page.