



Race Results

Devonport Racing Club, Devonport Synthetic, December 26, 2014

Compilation date: December 29, 2014, 11:08:08 AM (EST)

Copyright © 2014 Tasracing Pty Ltd. All rights reserved.

Trademarks.

StrideMASTER is a registered trademark of Thoroughbred Ratings Pty Ltd.

Disclaimer.

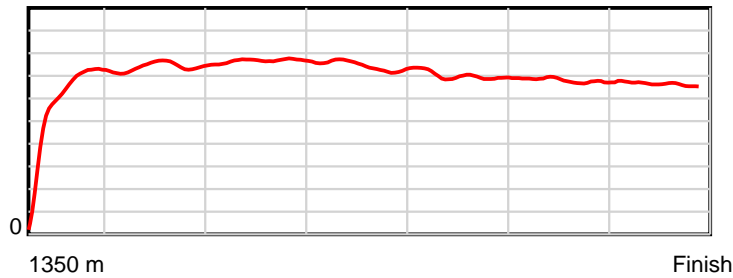
Tasracing Pty Ltd and Thoroughbred Ratings Pty Ltd accepts no responsibility for the completeness or accuracy of any of the information contained herein, and makes no representations about its suitability for any particular purpose. Users should make their own judgements about those matters and/or seek independent advice. You assume all risks associated with use of the data provided on this page.

Race Results

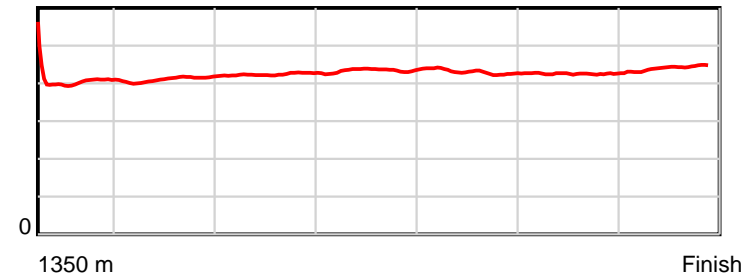
December 26, 2014, Race 6, BM72, Distance 1350m, Spreyton - Offset 0m

Result	TAB no.	Horse (Barrier)	1350 to	1200m to	1000m to	800m to	600m to	400m to	200m to	Total or	Margin
1st	6	At the Weekend (4)	1200m	1000m	800m	600m	400m	200m	WP	Average	
		Position in running (margin)	-	2(2.2)	4(4.3)	2(3.7)	3(3.6)	5(5.1)	2(1.8)		0.00
		Sectional time (s)	11.17	11.20	10.91	11.47	12.63	12.31	13.13		
		Cumulative time (s)	82.82	71.65	60.45	49.53	38.07	25.44	13.13	1:22.81	
		Speed (m/s)	13.43	17.86	18.33	17.44	15.84	16.25	15.23	16.30	
		Stride length (m)	5.63	7.32	7.77	7.56	6.81	6.91	6.71	6.95	
		Stride duration (s)	0.420	0.410	0.424	0.433	0.430	0.425	0.441	0.426	
		Stride efficiency (%)	49.60	83.82	94.29	89.27	72.52	74.64	70.41	75.48	
		Stride count	26.63	27.31	25.75	26.46	29.36	28.94	29.80	194.25	

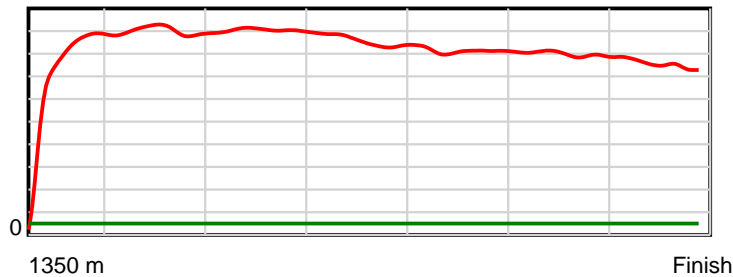
10 m Stride length



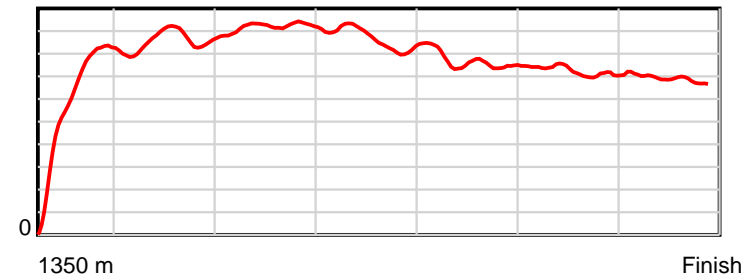
0.6 s Stride duration



20 m/sec Speed



100 % Stride efficiency



Note: Horizontal distance axis grid lines are 200m furlongs.

Disclaimer.

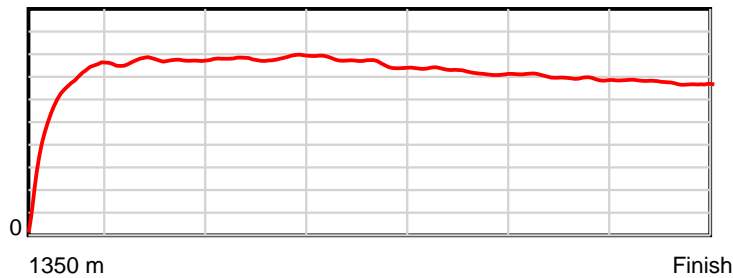
Tasracing Pty Ltd and Thoroughbred Ratings Pty Ltd accepts no responsibility for the completeness or accuracy of any of the information contained herein, and makes no representations about its suitability for any particular purpose. Users should make their own judgements about those matters and/or seek independent advice. You assume all risks associated with use of the data provided on this page.

Race Results

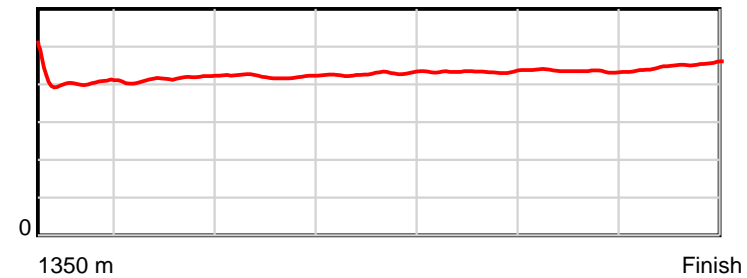
December 26, 2014, Race 6, BM72, Distance 1350m, Spreyton - Offset 0m

Result	TAB no.	Horse (Barrier)	1350 to	1200m to	1000m to	800m to	600m to	400m to	200m to	Total or	Margin
2nd	1	Crystal Reef (10)	1200m	1000m	800m	600m	400m	200m	WP	Average	
		Position in running (margin)	-	1(0.0)	1(0.0)	1(0.0)	1(0.0)	1(0.0)	1(0.0)		1.30
		Sectional time (s)	10.73	10.86	11.01	11.47	12.39	12.85	13.75		
		Cumulative time (s)	83.06	72.33	61.47	50.46	38.99	26.60	13.75	1:23.06	
		Speed (m/s)	13.98	18.42	18.17	17.44	16.14	15.56	14.55	16.25	
		Stride length (m)	5.67	7.63	7.65	7.47	6.99	6.77	6.56	6.95	
		Stride duration (s)	0.410	0.414	0.421	0.429	0.433	0.435	0.451	0.428	
		Stride efficiency (%)	50.32	91.01	91.38	87.29	76.46	71.72	67.16	75.54	
		Stride count	26.43	26.21	26.15	26.76	28.59	29.52	30.51	194.17	

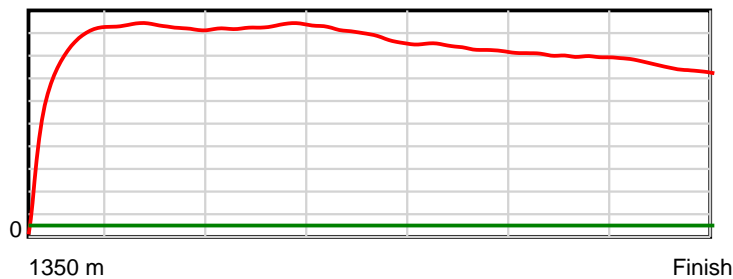
10 m Stride length



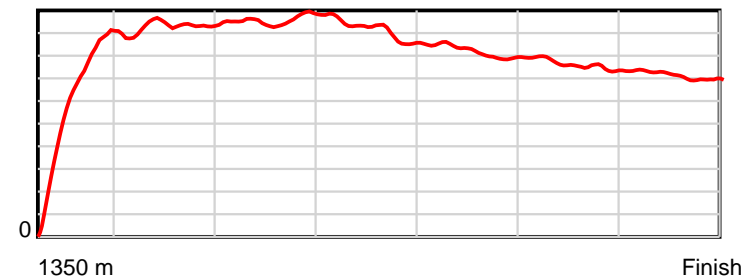
0.6 s Stride duration



20 m/sec Speed



100 % Stride efficiency



Note: Horizontal distance axis grid lines are 200m furlongs.

Disclaimer.

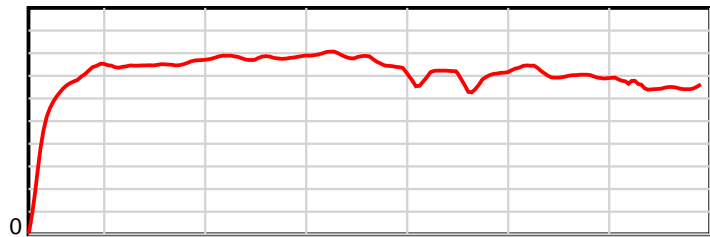
Tasracing Pty Ltd and Thoroughbred Ratings Pty Ltd accepts no responsibility for the completeness or accuracy of any of the information contained herein, and makes no representations about its suitability for any particular purpose. Users should make their own judgements about those matters and/or seek independent advice. You assume all risks associated with use of the data provided on this page.

Race Results

December 26, 2014, Race 6, BM72, Distance 1350m, Spreyton - Offset 0m

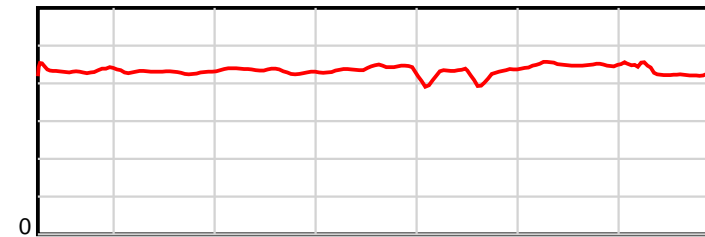
Result	TAB no.	Horse (Barrier)	1350 to	1200m to	1000m to	800m to	600m to	400m to	200m to	Total or	Margin
3rd	8	Huss Style (1)	1200m	1000m	800m	600m	400m	200m	WP	Average	
		Position in running (margin)	-	8(5.5)	7(6.4)	8(6.7)	7(6.1)	7(6.1)	7(5.3)		2.80
		Sectional time (s)	11.73	11.02	11.05	11.38	12.38	12.72	13.07		
		Cumulative time (s)	83.34	71.61	60.60	49.55	38.17	25.79	13.07	1:23.34	
		Speed (m/s)	12.79	18.15	18.10	17.57	16.16	15.72	15.30	16.20	
		Stride length (m)	5.57	7.79	7.86	7.71	6.68	7.06	6.45	6.99	
		Stride duration (s)	0.434	0.429	0.434	0.438	0.413	0.449	0.422	0.431	
		Stride efficiency (%)	48.54	94.86	96.59	92.77	69.68	77.87	65.04	76.25	
		Stride count	26.91	25.67	25.44	25.96	29.95	28.33	31.00	193.26	

10 m Stride length



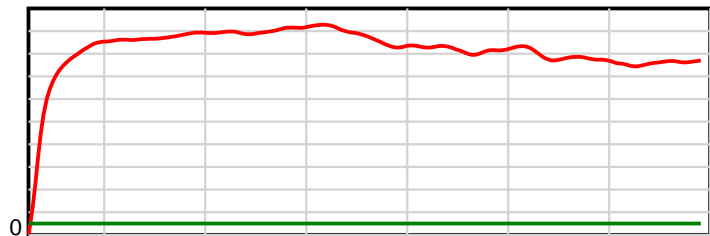
1350 m Finish

0.6 s Stride duration



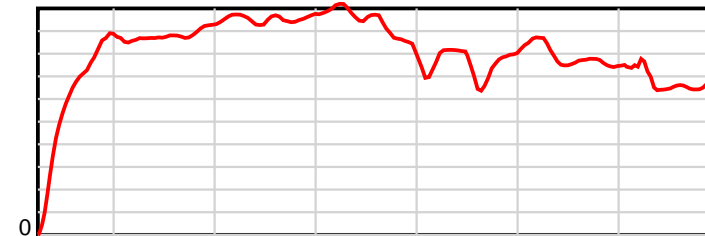
1350 m Finish

20 m/sec Speed



1350 m Finish

100 % Stride efficiency



1350 m Finish

Note: Horizontal distance axis grid lines are 200m furlongs.

Disclaimer.

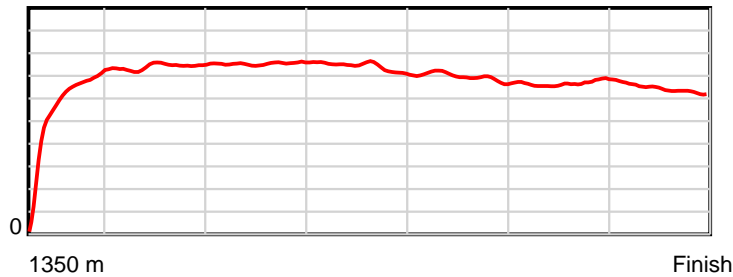
Tasracing Pty Ltd and Thoroughbred Ratings Pty Ltd accepts no responsibility for the completeness or accuracy of any of the information contained herein, and makes no representations about its suitability for any particular purpose. Users should make their own judgements about those matters and/or seek independent advice. You assume all risks associated with use of the data provided on this page.

Race Results

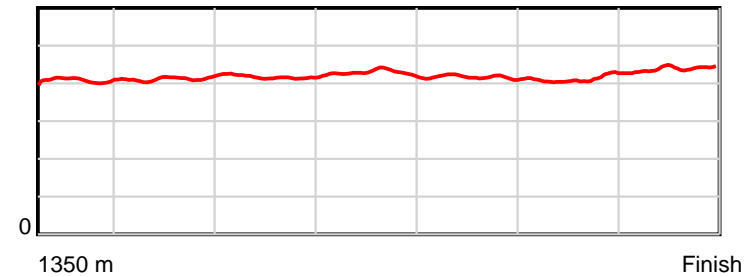
December 26, 2014, Race 6, BM72, Distance 1350m, Spreyton - Offset 0m

Result	TAB no.	Horse (Barrier)	1350 to	1200m to	1000m to	800m to	600m to	400m to	200m to	Total or	Margin
4th	2	Lazy Democracy (3)	1200m	1000m	800m	600m	400m	200m	WP	Average	
		Position in running (margin)	-	5(3.5)	6(5.3)	6(4.9)	6(5.7)	6(5.5)	3(2.2)		2.90
		Sectional time (s)	11.41	11.16	10.94	11.60	12.36	12.30	13.59		
		Cumulative time (s)	83.36	71.95	60.79	49.85	38.25	25.88	13.59	1:23.36	
		Speed (m/s)	13.15	17.92	18.28	17.24	16.18	16.26	14.72	16.20	
		Stride length (m)	5.40	7.38	7.60	7.39	6.74	6.69	6.45	6.79	
		Stride duration (s)	0.406	0.412	0.416	0.428	0.416	0.412	0.438	0.419	
		Stride efficiency (%)	45.53	85.16	90.26	85.24	70.90	70.03	65.10	72.03	
		Stride count	27.79	27.09	26.32	27.08	29.69	29.88	30.99	198.84	

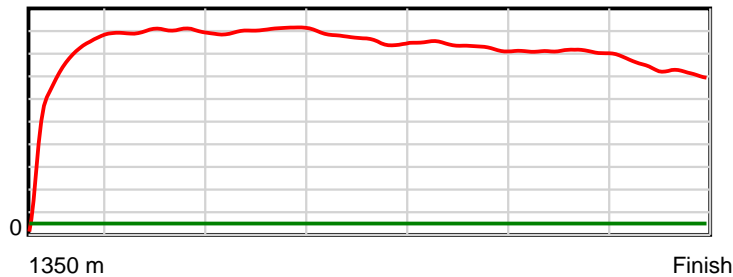
10 m Stride length



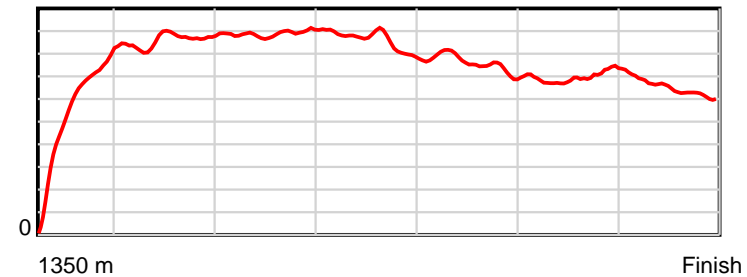
0.6 s Stride duration



20 m/sec Speed



100 % Stride efficiency



Note: Horizontal distance axis grid lines are 200m furlongs.

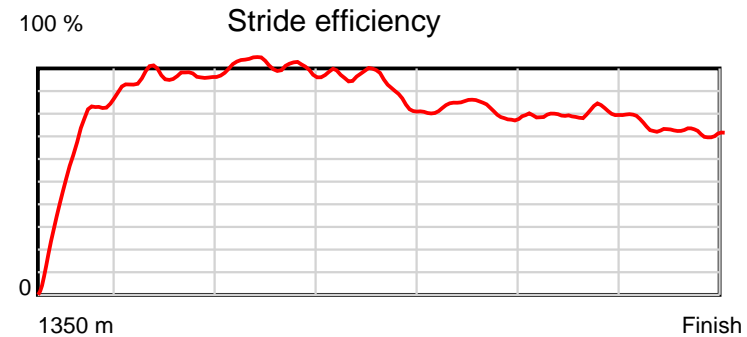
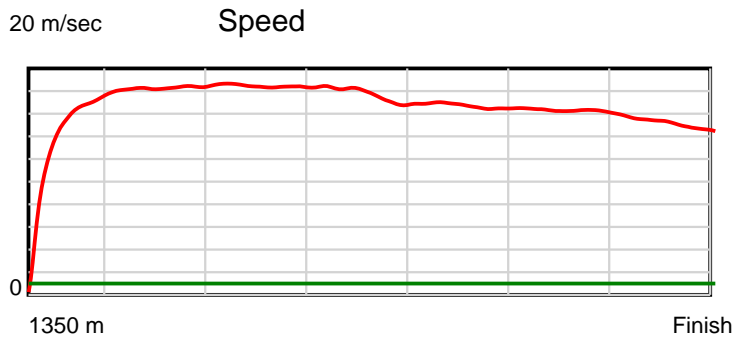
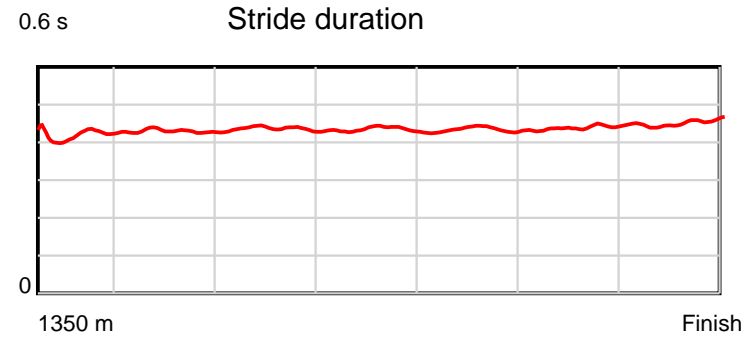
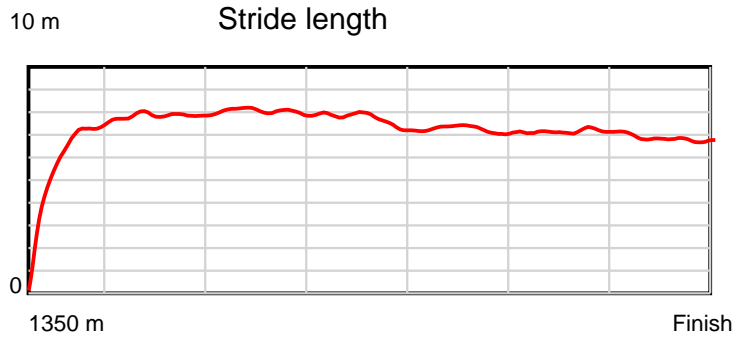
Disclaimer.

Tasracing Pty Ltd and Thoroughbred Ratings Pty Ltd accepts no responsibility for the completeness or accuracy of any of the information contained herein, and makes no representations about its suitability for any particular purpose. Users should make their own judgements about those matters and/or seek independent advice. You assume all risks associated with use of the data provided on this page.

Race Results

December 26, 2014, Race 6, BM72, Distance 1350m, Spreyton - Offset 0m

Result	TAB no.	Horse (Barrier)	1350 to	1200m to	1000m to	800m to	600m to	400m to	200m to	Total or	Margin
5th	3	Sandeep (6)	1200m	1000m	800m	600m	400m	200m	WP	Average	
		Position in running (margin)	-	3(2.9)	2(3.8)	5(4.4)	5(4.5)	2(3.4)	4(3.0)		3.60
		Sectional time (s)	11.25	11.01	11.10	11.49	12.20	12.78	13.65		
		Cumulative time (s)	83.49	72.24	61.23	50.13	38.64	26.43	13.65	1:23.48	
		Speed (m/s)	13.34	18.17	18.02	17.41	16.39	15.65	14.65	16.17	
		Stride length (m)	5.51	7.79	7.85	7.55	7.11	6.86	6.63	7.02	
		Stride duration (s)	0.417	0.429	0.436	0.434	0.434	0.438	0.453	0.434	
		Stride efficiency (%)	47.46	94.76	96.39	89.16	78.95	73.49	68.68	77.00	
		Stride count	27.22	25.68	25.47	26.48	28.14	29.16	30.17	192.32	



Note: Horizontal distance axis grid lines are 200m furlongs.

Disclaimer.

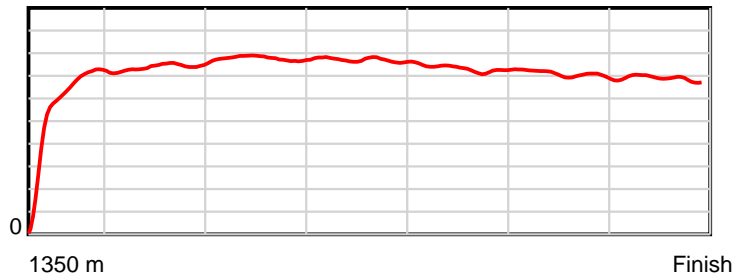
Tasracing Pty Ltd and Thoroughbred Ratings Pty Ltd accepts no responsibility for the completeness or accuracy of any of the information contained herein, and makes no representations about its suitability for any particular purpose. Users should make their own judgements about those matters and/or seek independent advice. You assume all risks associated with use of the data provided on this page.

Race Results

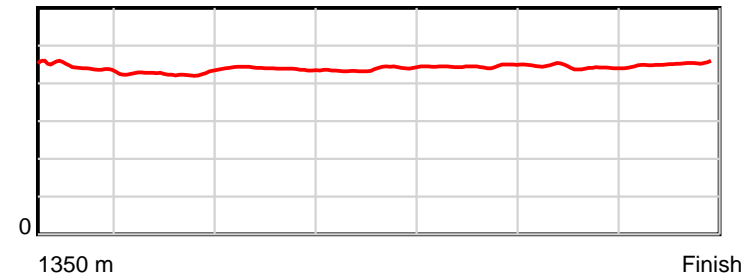
December 26, 2014, Race 6, BM72, Distance 1350m, Spreyton - Offset 0m

Result	TAB no.	Horse (Barrier)	1350 to	1200m to	1000m to	800m to	600m to	400m to	200m to	Total or	Margin
6th	10	Saturn Shimmy (8)	1200m	1000m	800m	600m	400m	200m	WP	Average	
		Position in running (margin)	-	9(6.7)	9(9.7)	9(10.4)	9(9.5)	9(9.2)	9(7.2)		3.90
		Sectional time (s)	11.90	11.35	11.13	11.33	12.33	12.51	12.99		
		Cumulative time (s)	83.54	71.64	60.29	49.16	37.83	25.50	12.99	1:23.54	
		Speed (m/s)	12.60	17.62	17.97	17.65	16.22	15.99	15.40	16.16	
		Stride length (m)	5.57	7.49	7.89	7.72	7.22	7.09	6.96	7.12	
		Stride duration (s)	0.441	0.425	0.439	0.437	0.445	0.444	0.452	0.441	
		Stride efficiency (%)	48.50	87.67	97.18	93.11	81.35	78.59	75.68	79.27	
		Stride count	26.92	26.70	25.36	25.91	27.72	28.20	28.74	189.55	

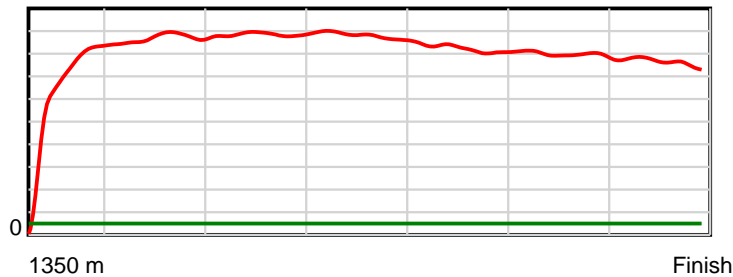
10 m Stride length



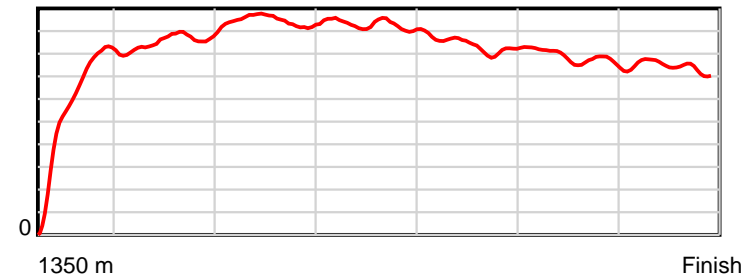
0.6 s Stride duration



20 m/sec Speed



100 % Stride efficiency



Note: Horizontal distance axis grid lines are 200m furlongs.

Disclaimer.

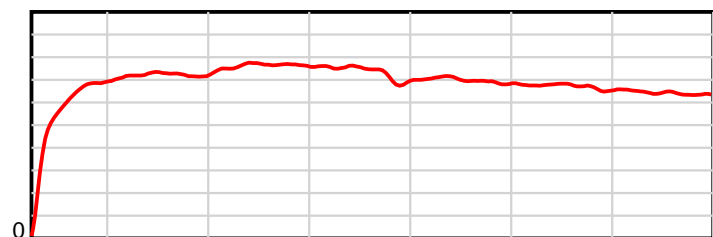
Tasracing Pty Ltd and Thoroughbred Ratings Pty Ltd accepts no responsibility for the completeness or accuracy of any of the information contained herein, and makes no representations about its suitability for any particular purpose. Users should make their own judgements about those matters and/or seek independent advice. You assume all risks associated with use of the data provided on this page.

Race Results

December 26, 2014, Race 6, BM72, Distance 1350m, Spreyton - Offset 0m

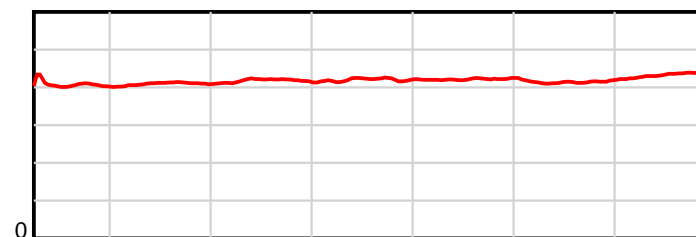
Result	TAB no.	Horse (Barrier)	1350 to	1200m to	1000m to	800m to	600m to	400m to	200m to	Total or	Margin
7th	9	Smoke 'n' Whis... (9)	1200m	1000m	800m	600m	400m	200m	WP	Average	
		Position in running (margin)	-	4(3.2)	8(6.7)	7(5.9)	8(6.8)	8(6.9)	6(4.3)		4.40
		Sectional time (s)	11.40	11.45	10.89	11.61	12.41	12.41	13.48		
		Cumulative time (s)	83.64	72.24	60.79	49.91	38.30	25.89	13.48	1:23.64	
		Speed (m/s)	13.16	17.47	18.37	17.23	16.12	16.12	14.84	16.14	
		Stride length (m)	5.46	7.15	7.66	7.24	6.79	6.68	6.46	6.77	
		Stride duration (s)	0.410	0.409	0.417	0.420	0.421	0.415	0.435	0.419	
		Stride efficiency (%)	46.61	79.96	91.70	81.96	72.02	69.79	65.13	71.54	
		Stride count	27.46	27.96	26.11	27.62	29.46	29.93	30.98	199.52	

10 m Stride length



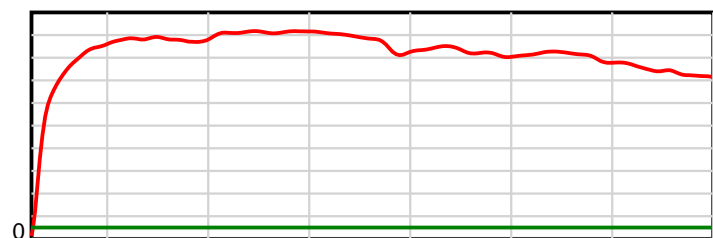
1350 m Finish

0.6 s Stride duration



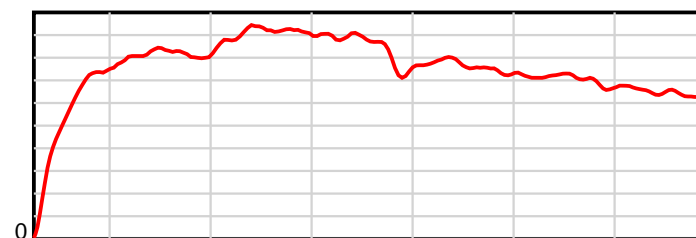
1350 m Finish

20 m/sec Speed



1350 m Finish

100 % Stride efficiency



1350 m Finish

Note: Horizontal distance axis grid lines are 200m furlongs.

Disclaimer.

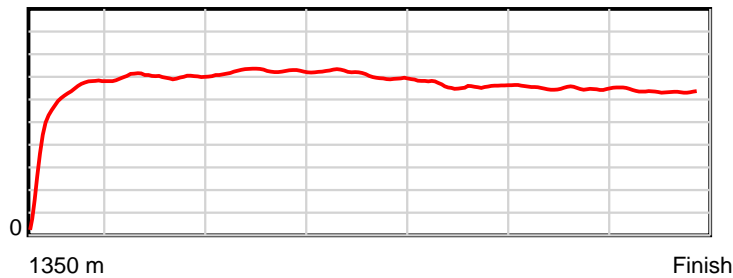
Tasracing Pty Ltd and Thoroughbred Ratings Pty Ltd accepts no responsibility for the completeness or accuracy of any of the information contained herein, and makes no representations about its suitability for any particular purpose. Users should make their own judgements about those matters and/or seek independent advice. You assume all risks associated with use of the data provided on this page.

Race Results

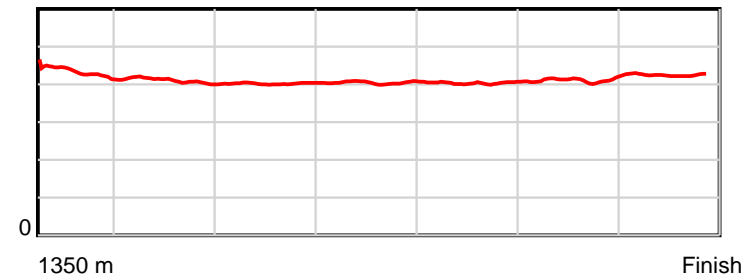
December 26, 2014, Race 6, BM72, Distance 1350m, Spreyton - Offset 0m

Result	TAB no.	Horse (Barrier)	1350 to	1200m to	1000m to	800m to	600m to	400m to	200m to	Total or	Margin
8th	5	Moonless (7)	1200m	1000m	800m	600m	400m	200m	WP	Average	
		Position in running (margin)	-	10(9.6)	10(13.6)	10(13.4)	10(12.8)	10(10.3)	10(8.9)		6.80
		Sectional time (s)	12.56	11.51	10.99	11.36	11.98	12.61	13.09		
		Cumulative time (s)	84.09	71.53	60.02	49.03	37.67	25.69	13.09	1:24.09	
		Speed (m/s)	11.94	17.38	18.20	17.61	16.69	15.86	15.28	16.05	
		Stride length (m)	5.35	7.13	7.31	7.12	6.73	6.50	6.50	6.66	
		Stride duration (s)	0.437	0.410	0.402	0.405	0.403	0.410	0.425	0.415	
		Stride efficiency (%)	44.81	79.45	83.44	79.26	70.73	66.04	65.94	69.25	
		Stride count	28.01	28.05	27.37	28.08	29.73	30.77	30.79	202.80	

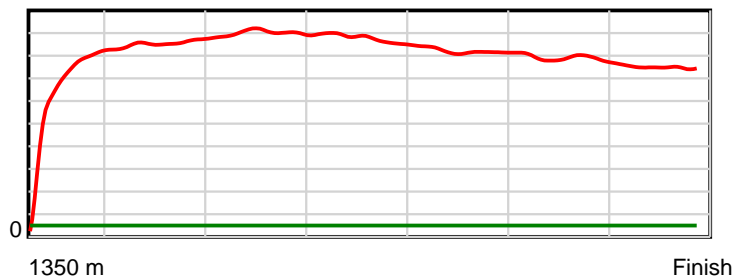
10 m Stride length



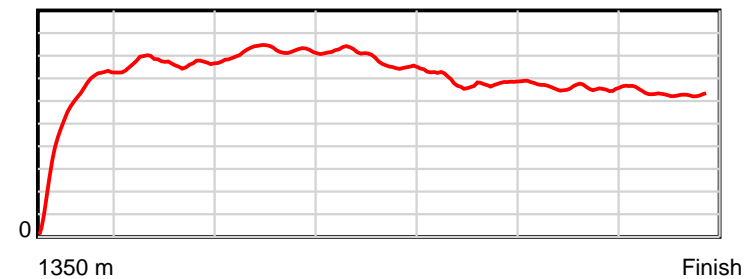
0.6 s Stride duration



20 m/sec Speed



100 % Stride efficiency



Note: Horizontal distance axis grid lines are 200m furlongs.

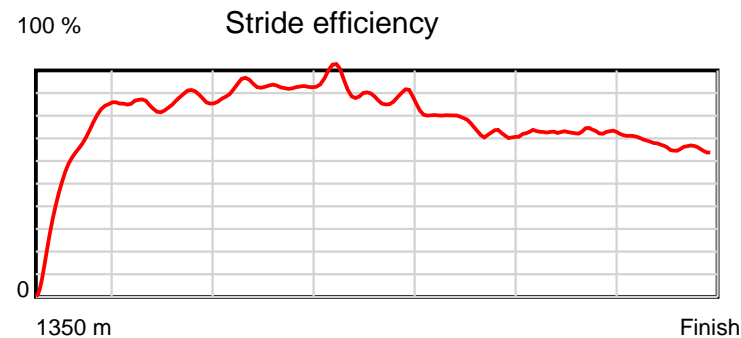
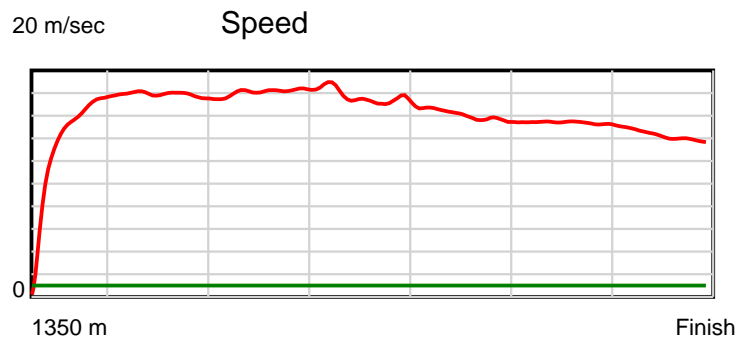
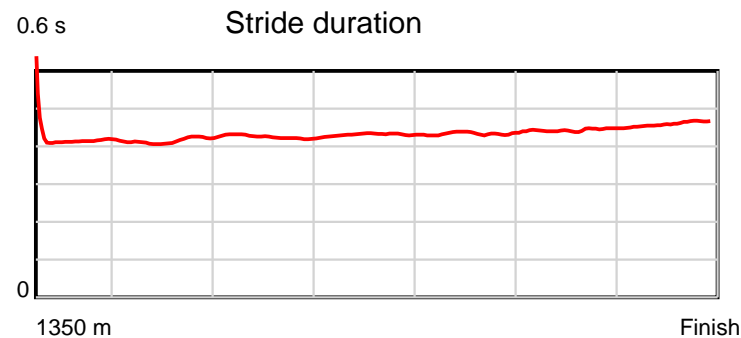
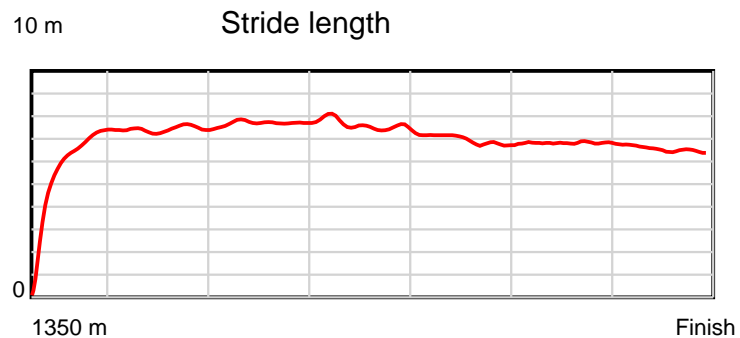
Disclaimer.

Tasracing Pty Ltd and Thoroughbred Ratings Pty Ltd accepts no responsibility for the completeness or accuracy of any of the information contained herein, and makes no representations about its suitability for any particular purpose. Users should make their own judgements about those matters and/or seek independent advice. You assume all risks associated with use of the data provided on this page.

Race Results

December 26, 2014, Race 6, BM72, Distance 1350m, Spreyton - Offset 0m

Result	TAB no.	Horse (Barrier)	1350 to	1200m to	1000m to	800m to	600m to	400m to	200m to	Total or	Margin
9th	4	Tuktoyaktuk (2)	1200m	1000m	800m	600m	400m	200m	WP	Average	
		Position in running (margin)	-	6(4.2)	5(4.8)	4(4.3)	2(3.2)	3(3.5)	5(3.2)		7.50
		Sectional time (s)	11.79	10.96	10.92	11.30	12.43	12.80	14.02		
		Cumulative time (s)	84.22	72.43	61.47	50.55	39.25	26.82	14.02	1:24.22	
		Speed (m/s)	12.72	18.25	18.32	17.70	16.09	15.62	14.27	16.03	
		Stride length (m)	5.63	7.57	7.79	7.63	6.95	6.92	6.57	6.99	
		Stride duration (s)	0.428	0.415	0.425	0.431	0.432	0.443	0.460	0.436	
		Stride efficiency (%)	49.46	89.56	94.82	90.92	75.58	74.77	67.39	76.37	
		Stride count	26.66	26.42	25.68	26.22	28.76	28.91	30.46	193.11	



Note: Horizontal distance axis grid lines are 200m furlongs.

Disclaimer.

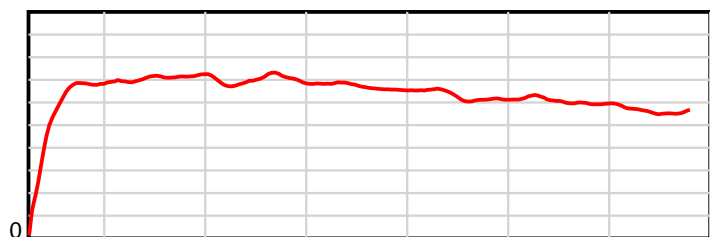
Tasracing Pty Ltd and Thoroughbred Ratings Pty Ltd accepts no responsibility for the completeness or accuracy of any of the information contained herein, and makes no representations about its suitability for any particular purpose. Users should make their own judgements about those matters and/or seek independent advice. You assume all risks associated with use of the data provided on this page.

Race Results

December 26, 2014, Race 6, BM72, Distance 1350m, Spreyton - Offset 0m

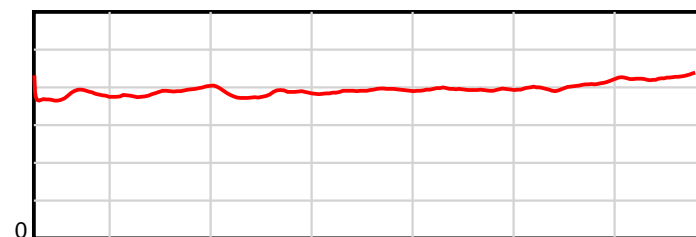
Result	TAB no.	Horse (Barrier)	1350 to	1200m to	1000m to	800m to	600m to	400m to	200m to	Total or	Margin
10th	11	Roussos Destin... (5)	1200m	1000m	800m	600m	400m	200m	WP	Average	
		Position in running (margin)	-	7(4.6)	3(3.9)	3(3.7)	4(3.7)	4(4.3)	8(6.0)		13.80
		Sectional time (s)	11.87	10.75	10.98	11.47	12.48	13.14	14.76		
		Cumulative time (s)	85.44	73.57	62.82	51.84	40.37	27.89	14.76	1:25.44	
		Speed (m/s)	12.64	18.60	18.21	17.44	16.03	15.22	13.55	15.80	
		Stride length (m)	5.21	7.13	7.01	6.80	6.32	6.09	5.78	6.31	
		Stride duration (s)	0.398	0.383	0.385	0.390	0.394	0.400	0.427	0.399	
		Stride efficiency (%)	42.42	79.48	76.86	72.27	62.36	57.87	52.22	62.25	
		Stride count	28.79	28.04	28.52	29.41	31.66	32.87	34.60	213.89	

10 m Stride length



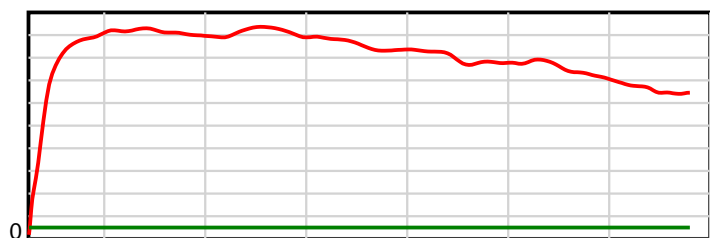
1350 m Finish

0.6 s Stride duration



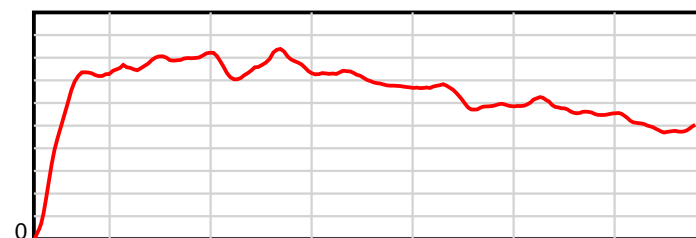
1350 m Finish

20 m/sec Speed



1350 m Finish

100 % Stride efficiency



1350 m Finish

Note: Horizontal distance axis grid lines are 200m furlongs.

Disclaimer.

Tasracing Pty Ltd and Thoroughbred Ratings Pty Ltd accepts no responsibility for the completeness or accuracy of any of the information contained herein, and makes no representations about its suitability for any particular purpose. Users should make their own judgements about those matters and/or seek independent advice. You assume all risks associated with use of the data provided on this page.