



Race Results

Devonport Racing Club, Devonport Synthetic, December 26, 2014

Compilation date: December 29, 2014, 11:09:34 AM (EST)

Copyright © 2014 Tasracing Pty Ltd. All rights reserved.

Trademarks.

StrideMASTER is a registered trademark of Thoroughbred Ratings Pty Ltd.

Disclaimer.

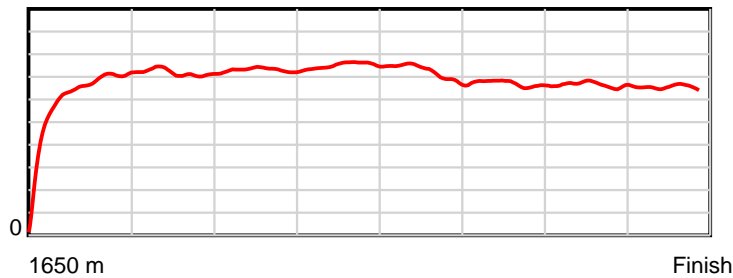
Tasracing Pty Ltd and Thoroughbred Ratings Pty Ltd accepts no responsibility for the completeness or accuracy of any of the information contained herein, and makes no representations about its suitability for any particular purpose. Users should make their own judgements about those matters and/or seek independent advice. You assume all risks associated with use of the data provided on this page.

Race Results

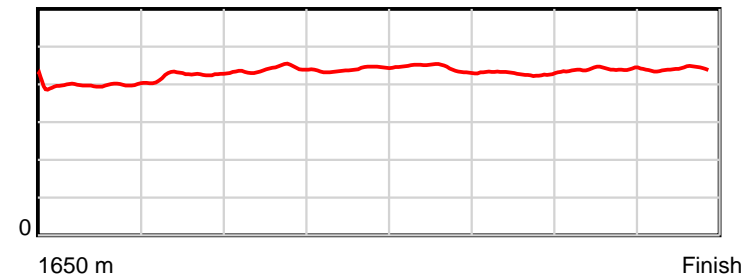
December 26, 2014, Race 7, HCP, Distance 1650m, Spreyton - Offset 0m

| Result | TAB no. | Horse (Barrier) | 1650 to | 1600m to | 1400m to | 1200m to | 1000m to | 800m to | 600m to | 400m to | 200m to | Total or | Margin |
|--------|---------|------------------------------|---------|----------|----------|----------|----------|---------|---------|---------|---------|----------|--------|
| 1st | 9 | Lander Dollar (3) | 1600m | 1400m | 1200m | 1000m | 800m | 600m | 400m | 200m | WP | Average | |
| | | Position in running (margin) | - | 4(0.8) | 1(0.0) | 2(0.0) | 1(0.0) | 1(0.0) | 1(0.0) | 1(0.0) | 2(0.1) | | 0.00 |
| | | Sectional time (s) | 5.61 | 11.36 | 11.52 | 11.92 | 11.45 | 12.34 | 13.02 | 12.77 | 13.42 | | |
| | | Cumulative time (s) | 103.41 | 97.80 | 86.44 | 74.92 | 62.99 | 51.54 | 39.21 | 26.19 | 13.42 | 1:43.41 | |
| | | Speed (m/s) | 8.91 | 17.61 | 17.36 | 16.78 | 17.47 | 16.21 | 15.36 | 15.66 | 14.90 | 15.96 | |
| | | Stride length (m) | 3.53 | 7.02 | 7.34 | 7.37 | 7.67 | 7.22 | 6.58 | 6.87 | 6.56 | 6.85 | |
| | | Stride duration (s) | 0.397 | 0.399 | 0.423 | 0.439 | 0.439 | 0.446 | 0.428 | 0.439 | 0.440 | 0.429 | |
| | | Stride efficiency (%) | 19.51 | 76.98 | 84.13 | 84.79 | 92.00 | 81.49 | 67.56 | 73.85 | 67.28 | 73.36 | |
| | | Stride count | 14.15 | 28.49 | 27.26 | 27.15 | 26.07 | 27.70 | 30.42 | 29.09 | 30.48 | 240.81 | |

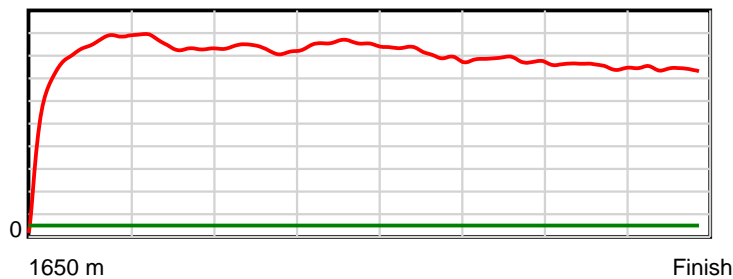
10 m Stride length



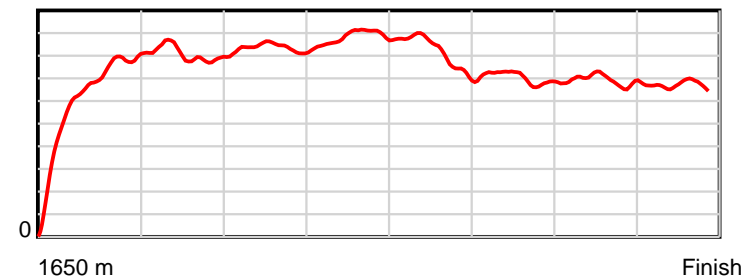
0.6 s Stride duration



20 m/sec Speed



100 % Stride efficiency



Note: Horizontal distance axis grid lines are 200m furlongs.

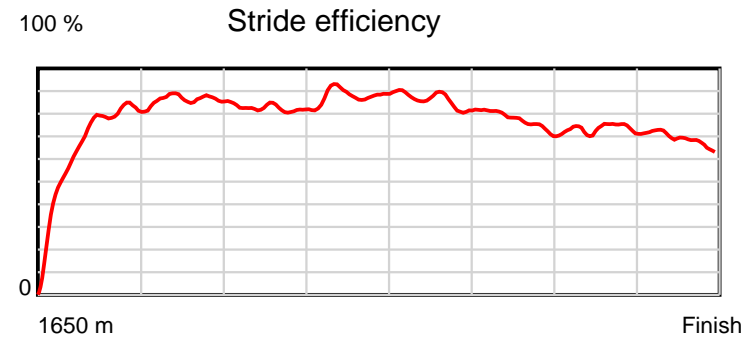
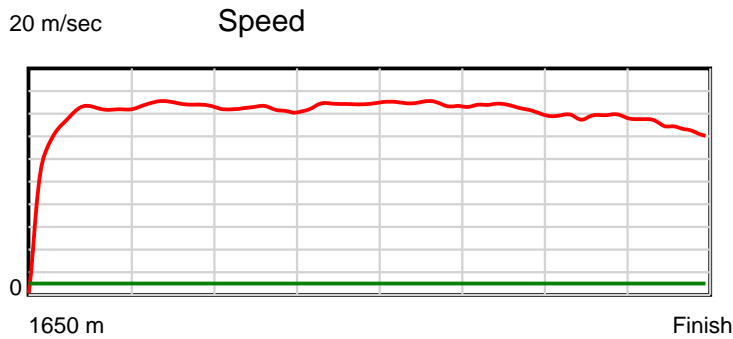
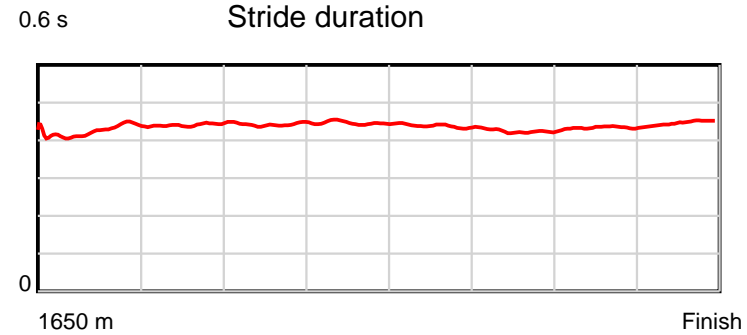
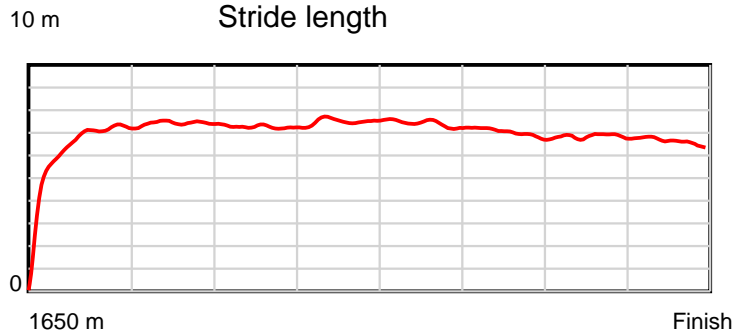
Disclaimer.

Tasracing Pty Ltd and Thoroughbred Ratings Pty Ltd accepts no responsibility for the completeness or accuracy of any of the information contained herein, and makes no representations about its suitability for any particular purpose. Users should make their own judgements about those matters and/or seek independent advice. You assume all risks associated with use of the data provided on this page.

Race Results

December 26, 2014, Race 7, HCP, Distance 1650m, Spreyton - Offset 0m

| Result | TAB no. | Horse (Barrier) | 1650 to | 1600m to | 1400m to | 1200m to | 1000m to | 800m to | 600m to | 400m to | 200m to | Total or | Margin |
|--------|---------|------------------------------|--------------|--------------|--------------|--------------|-------------|-------------|-------------|-------------|-----------|----------------|--------|
| 2nd | 3 | Second Dozen (12) | 1600m | 1400m | 1200m | 1000m | 800m | 600m | 400m | 200m | WP | Average | |
| | | Position in running (margin) | - | 3(0.1) | 5(2.6) | 5(4.5) | 6(6.8) | 6(7.0) | 3(3.4) | 4(2.2) | 4(1.3) | | 0.10 |
| | | Sectional time (s) | 5.45 | 11.90 | 11.85 | 12.31 | 11.48 | 11.74 | 12.81 | 12.60 | 13.29 | | |
| | | Cumulative time (s) | 103.43 | 97.98 | 86.08 | 74.22 | 61.91 | 50.43 | 38.69 | 25.88 | 13.29 | 1:43.43 | |
| | | Speed (m/s) | 9.18 | 16.81 | 16.88 | 16.25 | 17.42 | 17.04 | 15.61 | 15.87 | 15.05 | 15.95 | |
| | | Stride length (m) | 3.62 | 7.18 | 7.42 | 7.20 | 7.76 | 7.47 | 6.63 | 6.88 | 6.72 | 6.94 | |
| | | Stride duration (s) | 0.416 | 0.427 | 0.440 | 0.443 | 0.446 | 0.439 | 0.425 | 0.433 | 0.447 | 0.435 | |
| | | Stride efficiency (%) | 20.43 | 80.59 | 86.01 | 81.03 | 94.13 | 87.21 | 68.75 | 73.98 | 70.62 | 75.16 | |
| | | Stride count | 13.83 | 27.85 | 26.96 | 27.77 | 25.77 | 26.77 | 30.15 | 29.07 | 29.75 | 237.92 | |



Note: Horizontal distance axis grid lines are 200m furlongs.

Disclaimer.

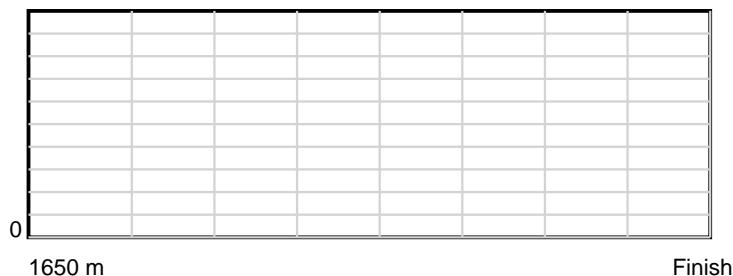
Tasracing Pty Ltd and Thoroughbred Ratings Pty Ltd accepts no responsibility for the completeness or accuracy of any of the information contained herein, and makes no representations about its suitability for any particular purpose. Users should make their own judgements about those matters and/or seek independent advice. You assume all risks associated with use of the data provided on this page.

Race Results


December 26, 2014, Race 7, HCP, Distance 1650m, Spreyton - Offset 0m

| Result | TAB no. | Horse (Barrier) | 1650 to | 1600m to | 1400m to | 1200m to | 1000m to | 800m to | 600m to | 400m to | 200m to | Total or | Margin |
|--------|---------|------------------------------|---------|----------|----------|----------|----------|---------|---------|---------|---------|----------|--------|
| 3rd | 11 | Genuine Lad (10) | | | | | | | | | | | |
| | | Position in running (margin) | | | | | | | | | | | |
| | | Sectional time (s) | | | | | | | | | | | |
| | | Cumulative time (s) | | | | | | | | | | | |
| | | Speed (m/s) | | | | | | | | | | | |
| | | Stride length (m) | | | | | | | | | | | |
| | | Stride duration (s) | | | | | | | | | | | |
| | | Stride efficiency (%) | | | | | | | | | | | |
| | | Stride count | | | | | | | | | | | |

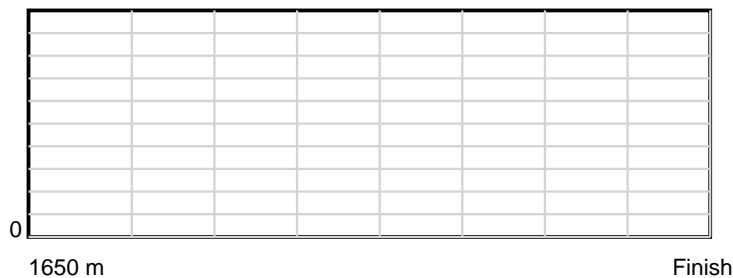
10 m **Stride length**



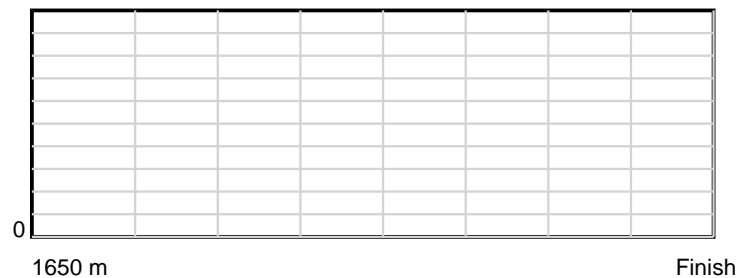
0.6 s **Stride duration**



20 m/sec **Speed**



100 % **Stride efficiency**



Note: Horizontal distance axis grid lines are 200m furlongs.

Disclaimer.

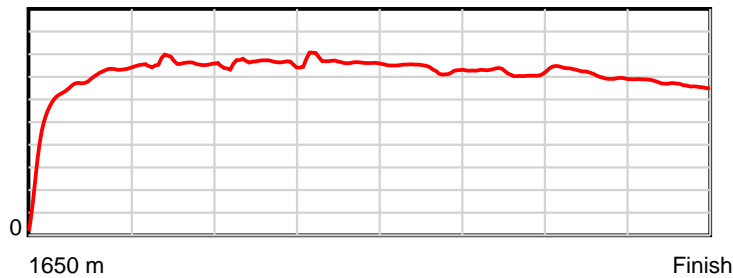
Tasracing Pty Ltd and Thoroughbred Ratings Pty Ltd accepts no responsibility for the completeness or accuracy of any of the information contained herein, and makes no representations about its suitability for any particular purpose. Users should make their own judgements about those matters and/or seek independent advice. You assume all risks associated with use of the data provided on this page.

Race Results

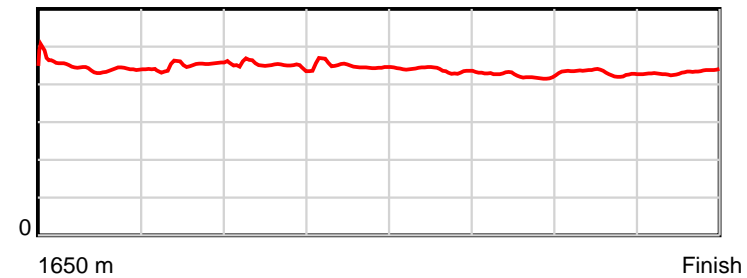
December 26, 2014, Race 7, HCP, Distance 1650m, Spreyton - Offset 0m

| Result | TAB no. | Horse (Barrier) | 1650 to | 1600m to | 1400m to | 1200m to | 1000m to | 800m to | 600m to | 400m to | 200m to | Total or | Margin |
|--------|---------|------------------------------|---------|----------|----------|----------|----------|---------|---------|---------|---------|----------|--------|
| 4th | 7 | Lingo (7) | 1600m | 1400m | 1200m | 1000m | 800m | 600m | 400m | 200m | WP | Average | |
| | | Position in running (margin) | - | 2(0.1) | 8(6.4) | 9(9.3) | 7(8.4) | 8(10.8) | 9(8.2) | 3(1.2) | 1(0.0) | | 1.00 |
| | | Sectional time (s) | 5.87 | 12.55 | 12.00 | 11.77 | 11.86 | 11.90 | 11.85 | 12.54 | 13.25 | | |
| | | Cumulative time (s) | 103.60 | 97.73 | 85.18 | 73.18 | 61.41 | 49.55 | 37.65 | 25.79 | 13.25 | 1:43.59 | |
| | | Speed (m/s) | 8.52 | 15.94 | 16.67 | 16.99 | 16.86 | 16.81 | 16.88 | 15.95 | 15.09 | 15.93 | |
| | | Stride length (m) | 4.00 | 7.02 | 7.30 | 7.23 | 7.55 | 7.34 | 7.15 | 6.86 | 6.53 | 6.95 | |
| | | Stride duration (s) | 0.460 | 0.441 | 0.438 | 0.425 | 0.448 | 0.437 | 0.424 | 0.430 | 0.433 | 0.436 | |
| | | Stride efficiency (%) | 25.03 | 77.08 | 83.20 | 81.69 | 88.97 | 84.20 | 79.91 | 73.61 | 66.73 | 75.41 | |
| | | Stride count | 12.49 | 28.48 | 27.41 | 27.66 | 26.51 | 27.25 | 27.97 | 29.14 | 30.61 | 237.52 | |

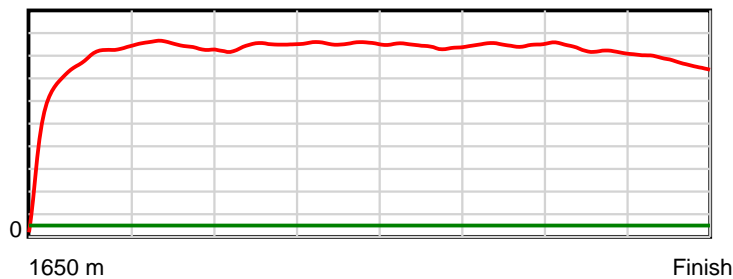
10 m Stride length



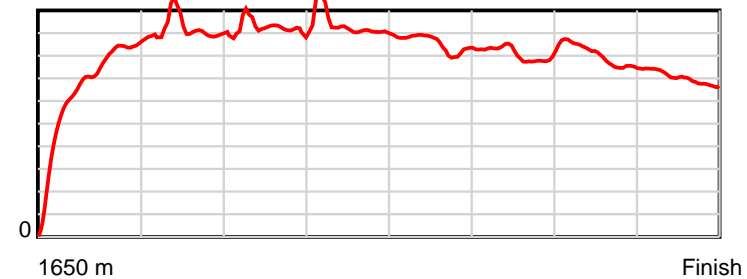
0.6 s Stride duration



20 m/sec Speed



100 % Stride efficiency



Note: Horizontal distance axis grid lines are 200m furlongs.

Disclaimer.

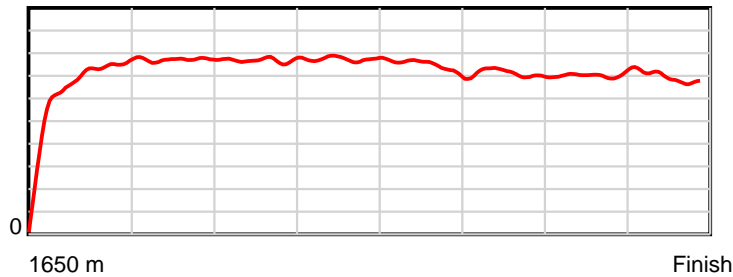
Tasracing Pty Ltd and Thoroughbred Ratings Pty Ltd accepts no responsibility for the completeness or accuracy of any of the information contained herein, and makes no representations about its suitability for any particular purpose. Users should make their own judgements about those matters and/or seek independent advice. You assume all risks associated with use of the data provided on this page.

Race Results

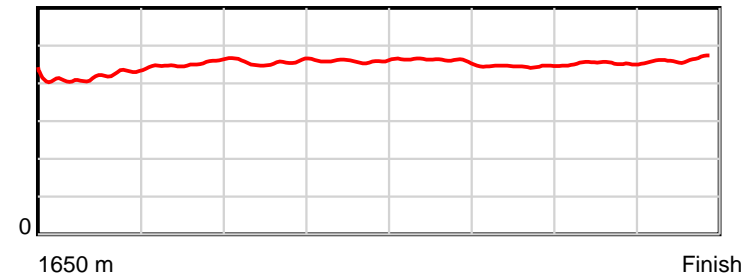
December 26, 2014, Race 7, HCP, Distance 1650m, Spreyton - Offset 0m

| Result | TAB no. | Horse (Barrier) | 1650 to | 1600m to | 1400m to | 1200m to | 1000m to | 800m to | 600m to | 400m to | 200m to | Total or | Margin |
|--------|---------|------------------------------|---------|----------|----------|----------|----------|---------|---------|---------|---------|----------|--------|
| 5th | 8 | Ollie's Gold (11) | 1600m | 1400m | 1200m | 1000m | 800m | 600m | 400m | 200m | WP | Average | |
| | | Position in running (margin) | - | 7(2.4) | 4(0.7) | 1(0.0) | 2(1.0) | 2(1.7) | 2(2.2) | 2(1.0) | 3(0.8) | | 2.50 |
| | | Sectional time (s) | 6.34 | 11.20 | 11.41 | 12.09 | 11.56 | 12.42 | 12.82 | 12.71 | 13.34 | | |
| | | Cumulative time (s) | 103.88 | 97.54 | 86.35 | 74.94 | 62.85 | 51.28 | 38.87 | 26.05 | 13.34 | 1:43.88 | |
| | | Speed (m/s) | 7.88 | 17.86 | 17.53 | 16.54 | 17.30 | 16.10 | 15.60 | 15.74 | 14.99 | 15.88 | |
| | | Stride length (m) | 3.36 | 7.45 | 7.87 | 7.56 | 7.93 | 7.47 | 6.95 | 7.11 | 6.92 | 7.13 | |
| | | Stride duration (s) | 0.405 | 0.417 | 0.449 | 0.457 | 0.458 | 0.464 | 0.445 | 0.452 | 0.462 | 0.449 | |
| | | Stride efficiency (%) | 17.64 | 86.83 | 96.87 | 89.21 | 98.24 | 87.15 | 75.45 | 79.03 | 74.88 | 79.47 | |
| | | Stride count | 14.88 | 26.83 | 25.40 | 26.47 | 25.22 | 26.78 | 28.78 | 28.12 | 28.89 | 231.37 | |

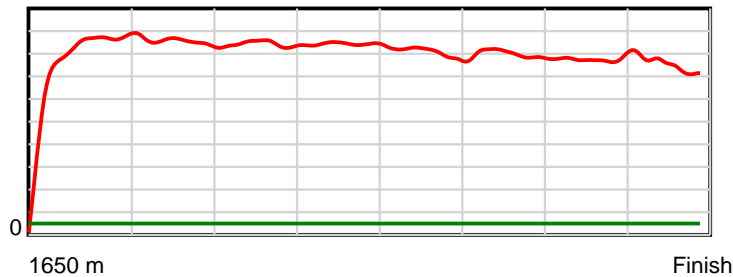
10 m Stride length



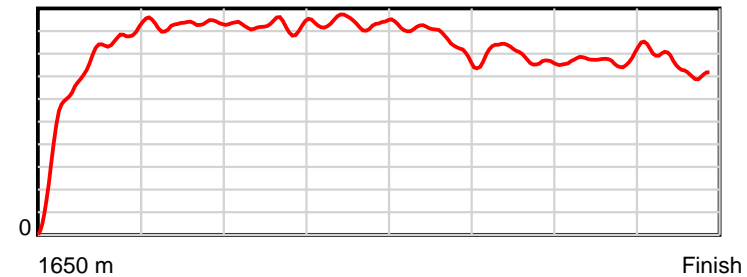
0.6 s Stride duration



20 m/sec Speed



100 % Stride efficiency



Note: Horizontal distance axis grid lines are 200m furlongs.

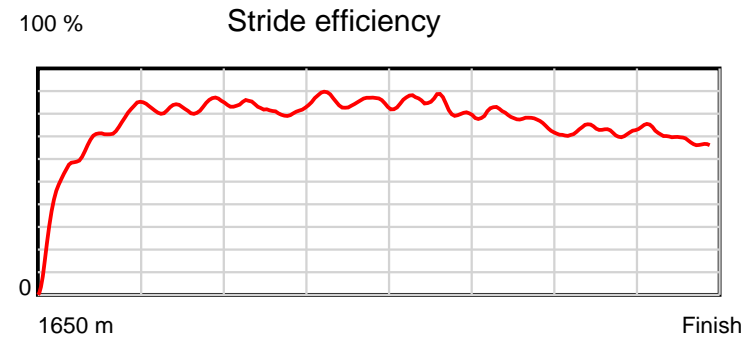
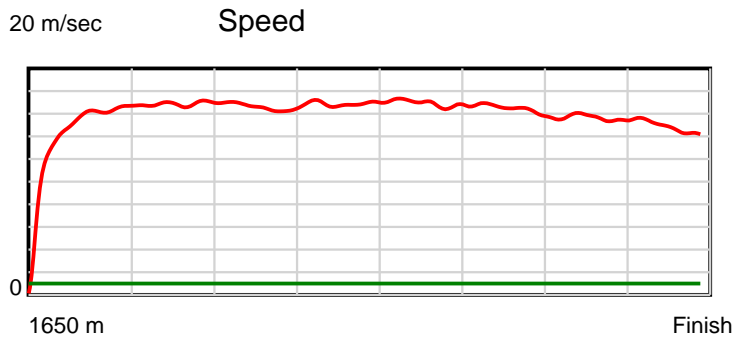
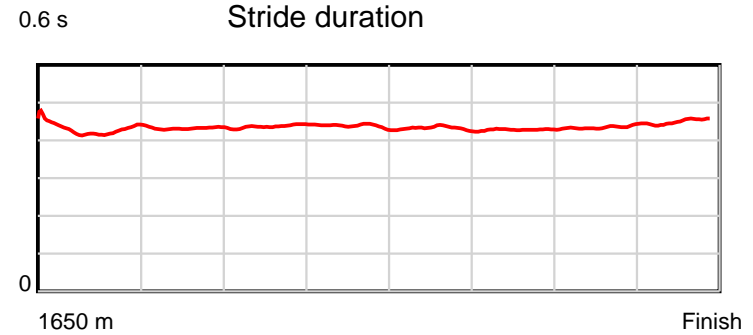
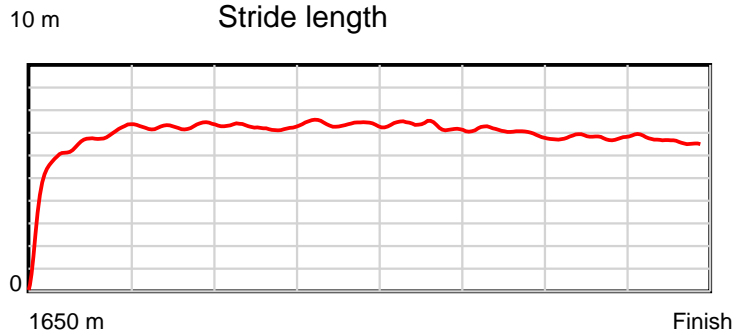
Disclaimer.

Tasracing Pty Ltd and Thoroughbred Ratings Pty Ltd accepts no responsibility for the completeness or accuracy of any of the information contained herein, and makes no representations about its suitability for any particular purpose. Users should make their own judgements about those matters and/or seek independent advice. You assume all risks associated with use of the data provided on this page.

Race Results

December 26, 2014, Race 7, HCP, Distance 1650m, Spreyton - Offset 0m

| Result | TAB no. | Horse (Barrier) | 1650 to | 1600m to | 1400m to | 1200m to | 1000m to | 800m to | 600m to | 400m to | 200m to | Total or | Margin |
|--------|---------|------------------------------|--------------|--------------|--------------|--------------|-------------|-------------|-------------|-------------|-----------|----------------|--------|
| 6th | 5 | The Producer (2) | 1600m | 1400m | 1200m | 1000m | 800m | 600m | 400m | 200m | WP | Average | |
| | | Position in running (margin) | - | 8(3.1) | 6(6.1) | 7(7.1) | 8(8.8) | 7(8.1) | 6(4.9) | 7(4.2) | 6(3.1) | | 3.40 |
| | | Sectional time (s) | 6.22 | 11.98 | 11.70 | 12.20 | 11.34 | 11.81 | 12.90 | 12.56 | 13.33 | | |
| | | Cumulative time (s) | 104.05 | 97.83 | 85.84 | 74.15 | 61.95 | 50.61 | 38.80 | 25.89 | 13.33 | 1:44.05 | |
| | | Speed (m/s) | 8.03 | 16.69 | 17.09 | 16.39 | 17.64 | 16.93 | 15.50 | 15.92 | 15.00 | 15.86 | |
| | | Stride length (m) | 3.84 | 7.07 | 7.39 | 7.15 | 7.75 | 7.32 | 6.63 | 6.91 | 6.75 | 6.93 | |
| | | Stride duration (s) | 0.462 | 0.424 | 0.432 | 0.436 | 0.439 | 0.432 | 0.428 | 0.434 | 0.450 | 0.437 | |
| | | Stride efficiency (%) | 23.03 | 78.22 | 85.36 | 79.89 | 93.85 | 83.68 | 68.68 | 74.69 | 71.25 | 74.99 | |
| | | Stride count | 13.03 | 28.27 | 27.06 | 27.97 | 25.81 | 27.33 | 30.17 | 28.93 | 29.62 | 238.19 | |



Note: Horizontal distance axis grid lines are 200m furlongs.

Disclaimer.

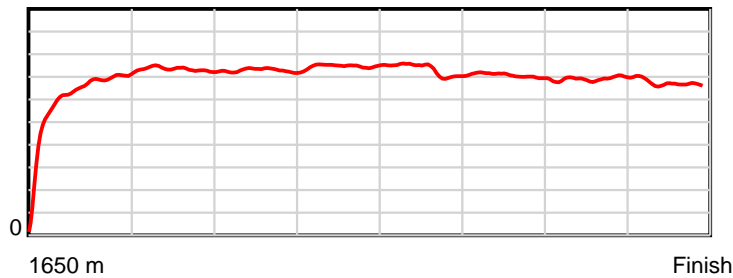
Tasracing Pty Ltd and Thoroughbred Ratings Pty Ltd accepts no responsibility for the completeness or accuracy of any of the information contained herein, and makes no representations about its suitability for any particular purpose. Users should make their own judgements about those matters and/or seek independent advice. You assume all risks associated with use of the data provided on this page.

Race Results

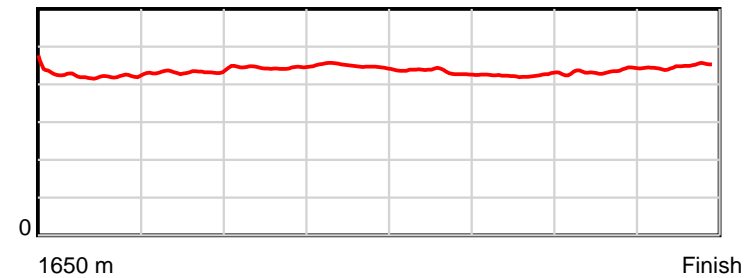
December 26, 2014, Race 7, HCP, Distance 1650m, Spreyton - Offset 0m

| Result | TAB no. | Horse (Barrier) | 1650 to | 1600m to | 1400m to | 1200m to | 1000m to | 800m to | 600m to | 400m to | 200m to | Total or | Margin |
|--------|---------|------------------------------|---------|----------|----------|----------|----------|---------|---------|---------|---------|----------|--------|
| 7th | 4 | Streetwise Sav... (4) | 1600m | 1400m | 1200m | 1000m | 800m | 600m | 400m | 200m | WP | Average | |
| | | Position in running (margin) | - | 10(3.7) | 9(6.6) | 8(7.7) | 9(9.9) | 9(11.3) | 8(8.2) | 8(6.0) | 8(4.9) | | 4.20 |
| | | Sectional time (s) | 6.48 | 11.98 | 11.71 | 12.28 | 11.68 | 11.83 | 12.65 | 12.56 | 13.04 | | |
| | | Cumulative time (s) | 104.21 | 97.73 | 85.76 | 74.05 | 61.76 | 50.08 | 38.25 | 25.60 | 13.04 | 1:44.20 | |
| | | Speed (m/s) | 7.72 | 16.69 | 17.08 | 16.29 | 17.12 | 16.91 | 15.81 | 15.92 | 15.34 | 15.83 | |
| | | Stride length (m) | 3.54 | 7.03 | 7.37 | 7.24 | 7.70 | 7.35 | 6.70 | 6.90 | 6.88 | 6.92 | |
| | | Stride duration (s) | 0.438 | 0.421 | 0.432 | 0.445 | 0.450 | 0.434 | 0.424 | 0.433 | 0.449 | 0.437 | |
| | | Stride efficiency (%) | 19.57 | 77.23 | 84.93 | 81.91 | 92.58 | 84.33 | 70.15 | 74.39 | 74.02 | 74.84 | |
| | | Stride count | 14.13 | 28.45 | 27.13 | 27.62 | 25.98 | 27.22 | 29.85 | 28.99 | 29.06 | 238.43 | |

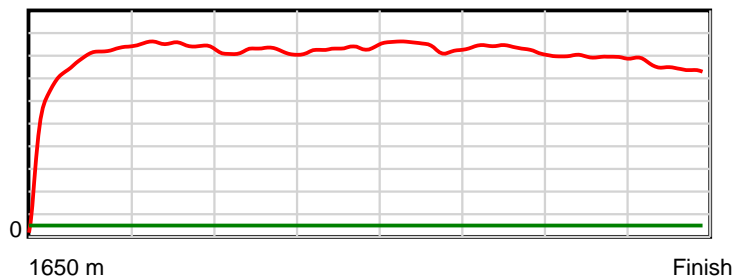
10 m Stride length



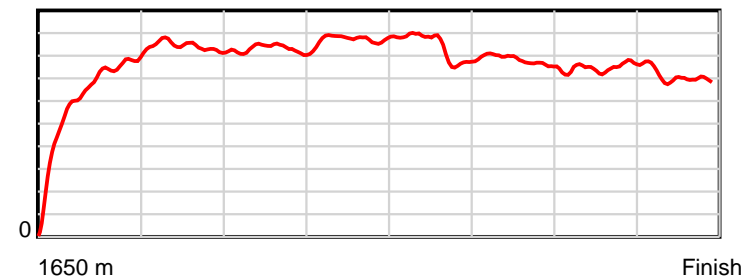
0.6 s Stride duration



20 m/sec Speed



100 % Stride efficiency



Note: Horizontal distance axis grid lines are 200m furlongs.

Disclaimer.

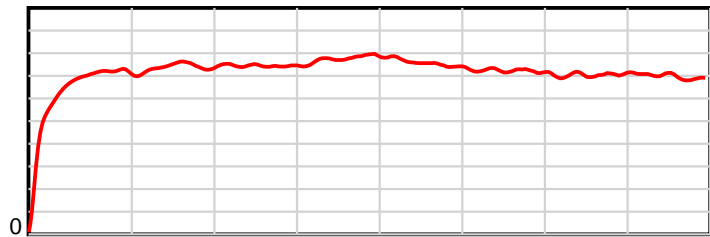
Tasracing Pty Ltd and Thoroughbred Ratings Pty Ltd accepts no responsibility for the completeness or accuracy of any of the information contained herein, and makes no representations about its suitability for any particular purpose. Users should make their own judgements about those matters and/or seek independent advice. You assume all risks associated with use of the data provided on this page.

Race Results

December 26, 2014, Race 7, HCP, Distance 1650m, Spreyton - Offset 0m

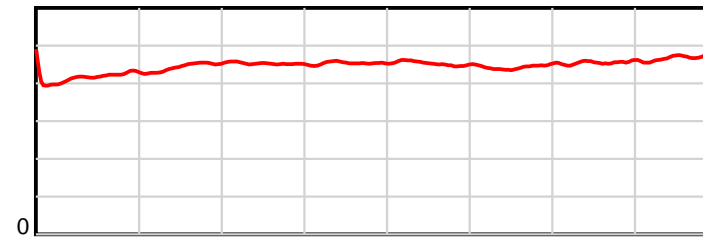
| Result | TAB no. | Horse (Barrier) | 1650 to | 1600m to | 1400m to | 1200m to | 1000m to | 800m to | 600m to | 400m to | 200m to | Total or | Margin |
|--------|---------|------------------------------|---------|----------|----------|----------|----------|---------|---------|---------|---------|----------|--------|
| 8th | 12 | Uboa (5) | 1600m | 1400m | 1200m | 1000m | 800m | 600m | 400m | 200m | WP | Average | |
| | | Position in running (margin) | - | 5(1.0) | 3(0.7) | 4(3.5) | 4(5.0) | 4(4.7) | 5(3.9) | 5(2.6) | 5(2.9) | | 4.50 |
| | | Sectional time (s) | 6.08 | 11.44 | 12.00 | 12.17 | 11.40 | 12.20 | 12.80 | 12.80 | 13.37 | | |
| | | Cumulative time (s) | 104.26 | 98.18 | 86.75 | 74.74 | 62.57 | 51.16 | 38.96 | 26.17 | 13.37 | 1:44.26 | |
| | | Speed (m/s) | 8.22 | 17.48 | 16.67 | 16.43 | 17.54 | 16.39 | 15.62 | 15.62 | 14.96 | 15.83 | |
| | | Stride length (m) | 3.62 | 7.36 | 7.38 | 7.45 | 7.94 | 7.42 | 6.93 | 7.11 | 7.02 | 7.09 | |
| | | Stride duration (s) | 0.422 | 0.421 | 0.443 | 0.453 | 0.453 | 0.452 | 0.444 | 0.455 | 0.469 | 0.448 | |
| | | Stride efficiency (%) | 20.53 | 84.54 | 85.09 | 86.66 | 98.54 | 85.95 | 75.11 | 78.96 | 77.05 | 78.65 | |
| | | Stride count | 13.80 | 27.19 | 27.10 | 26.86 | 25.19 | 26.97 | 28.85 | 28.14 | 28.48 | 232.58 | |

10 m Stride length



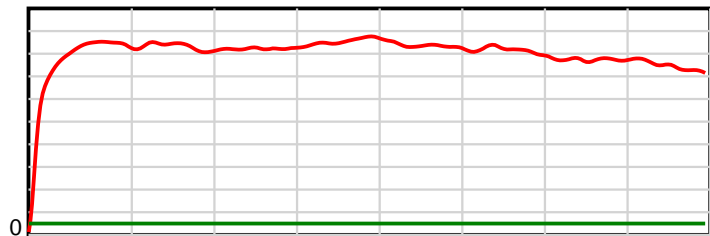
1650 m Finish

0.6 s Stride duration



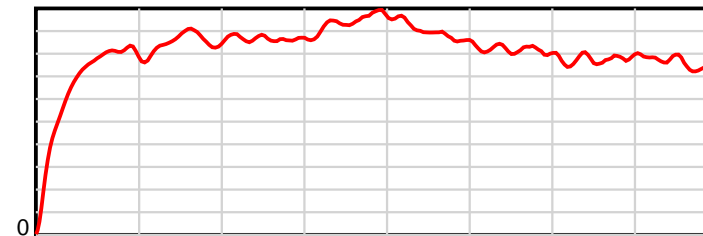
1650 m Finish

20 m/sec Speed



1650 m Finish

100 % Stride efficiency



1650 m Finish

Note: Horizontal distance axis grid lines are 200m furlongs.

Disclaimer.

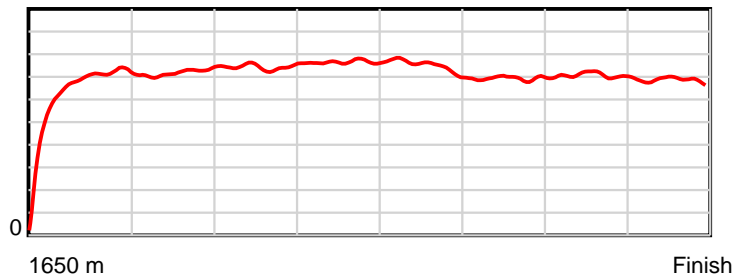
Tasracing Pty Ltd and Thoroughbred Ratings Pty Ltd accepts no responsibility for the completeness or accuracy of any of the information contained herein, and makes no representations about its suitability for any particular purpose. Users should make their own judgements about those matters and/or seek independent advice. You assume all risks associated with use of the data provided on this page.

Race Results

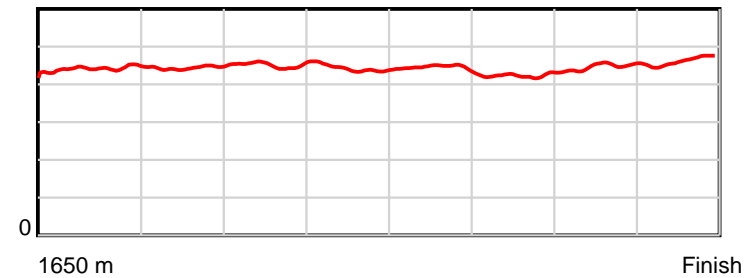
December 26, 2014, Race 7, HCP, Distance 1650m, Spreyton - Offset 0m

| Result | TAB no. | Horse (Barrier) | 1650 to | 1600m to | 1400m to | 1200m to | 1000m to | 800m to | 600m to | 400m to | 200m to | Total or | Margin |
|--------|---------|------------------------------|--------------|--------------|--------------|--------------|-------------|-------------|-------------|-------------|-----------|----------------|--------|
| 9th | 15 | Vigilante (13) | 1600m | 1400m | 1200m | 1000m | 800m | 600m | 400m | 200m | WP | Average | |
| | | Position in running (margin) | - | 6(1.2) | 10(6.7) | 11(11.3) | 11(13.6) | 10(12.1) | 10(8.9) | 9(7.3) | 9(6.0) | | 7.40 |
| | | Sectional time (s) | 6.11 | 12.39 | 12.30 | 12.30 | 11.21 | 11.80 | 12.76 | 12.53 | 13.42 | | |
| | | Cumulative time (s) | 104.82 | 98.71 | 86.31 | 74.01 | 61.72 | 50.51 | 38.71 | 25.95 | 13.42 | 1:44.81 | |
| | | Speed (m/s) | 8.18 | 16.14 | 16.26 | 16.26 | 17.84 | 16.95 | 15.67 | 15.96 | 14.90 | 15.74 | |
| | | Stride length (m) | 3.73 | 7.16 | 7.21 | 7.35 | 7.89 | 7.56 | 6.64 | 7.14 | 6.89 | 7.01 | |
| | | Stride duration (s) | 0.431 | 0.444 | 0.444 | 0.452 | 0.442 | 0.446 | 0.423 | 0.447 | 0.462 | 0.446 | |
| | | Stride efficiency (%) | 21.80 | 80.17 | 81.26 | 84.33 | 97.29 | 89.37 | 68.80 | 79.66 | 74.24 | 76.88 | |
| | | Stride count | 13.39 | 27.92 | 27.74 | 27.22 | 25.35 | 26.45 | 30.14 | 28.01 | 29.02 | 235.24 | |

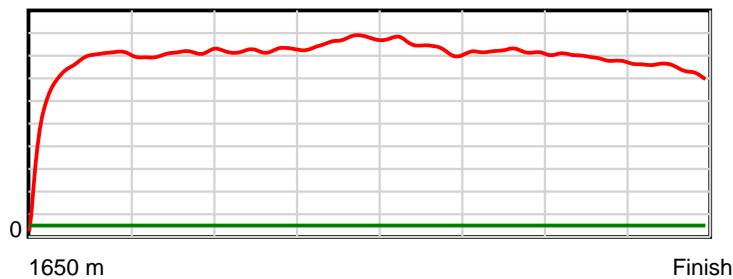
10 m Stride length



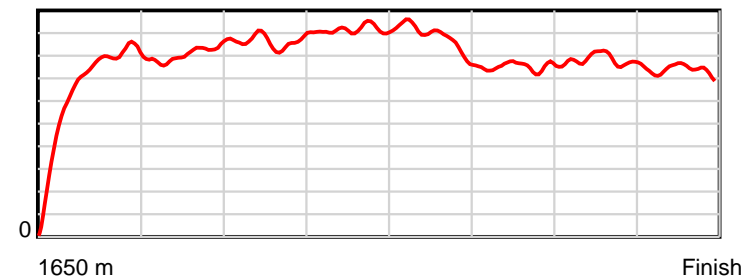
0.6 s Stride duration



20 m/sec Speed



100 % Stride efficiency



Note: Horizontal distance axis grid lines are 200m furlongs.

Disclaimer.

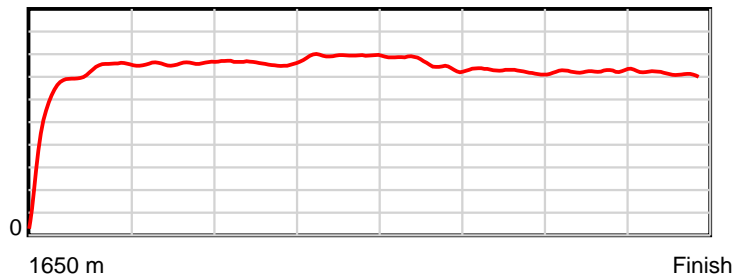
Tasracing Pty Ltd and Thoroughbred Ratings Pty Ltd accepts no responsibility for the completeness or accuracy of any of the information contained herein, and makes no representations about its suitability for any particular purpose. Users should make their own judgements about those matters and/or seek independent advice. You assume all risks associated with use of the data provided on this page.

Race Results

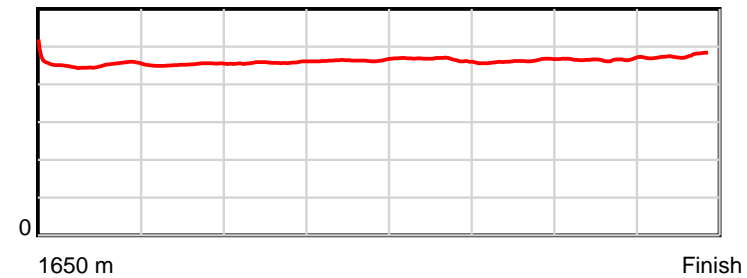
December 26, 2014, Race 7, HCP, Distance 1650m, Spreyton - Offset 0m

| Result | TAB no. | Horse (Barrier) | 1650 to | 1600m to | 1400m to | 1200m to | 1000m to | 800m to | 600m to | 400m to | 200m to | Total or | Margin |
|--------|---------|------------------------------|---------|----------|----------|----------|----------|---------|---------|---------|---------|----------|--------|
| 10th | 13 | Can Get Thirst... (1) | 1600m | 1400m | 1200m | 1000m | 800m | 600m | 400m | 200m | WP | Average | |
| | | Position in running (margin) | - | 11(4.1) | 7(6.1) | 6(6.0) | 5(6.2) | 5(6.1) | 7(6.1) | 10(7.9) | 10(7.9) | | 9.80 |
| | | Sectional time (s) | 7.04 | 11.82 | 11.50 | 11.96 | 11.43 | 12.34 | 13.33 | 12.73 | 13.15 | | |
| | | Cumulative time (s) | 105.29 | 98.25 | 86.43 | 74.93 | 62.97 | 51.54 | 39.20 | 25.87 | 13.15 | 1:45.29 | |
| | | Speed (m/s) | 7.11 | 16.92 | 17.39 | 16.72 | 17.50 | 16.21 | 15.00 | 15.71 | 15.21 | 15.67 | |
| | | Stride length (m) | 3.78 | 7.63 | 7.86 | 7.63 | 8.09 | 7.58 | 6.92 | 7.30 | 7.24 | 7.30 | |
| | | Stride duration (s) | 0.484 | 0.451 | 0.452 | 0.457 | 0.462 | 0.468 | 0.461 | 0.465 | 0.476 | 0.466 | |
| | | Stride efficiency (%) | 22.37 | 90.90 | 96.59 | 91.03 | 102.22 | 89.81 | 74.74 | 83.37 | 81.82 | 83.20 | |
| | | Stride count | 13.22 | 26.22 | 25.44 | 26.20 | 24.73 | 26.38 | 28.92 | 27.38 | 27.64 | 226.13 | |

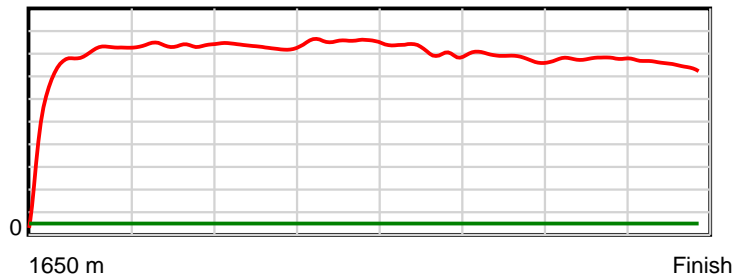
10 m Stride length



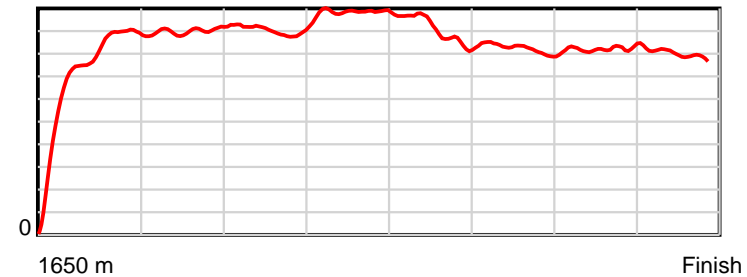
0.6 s Stride duration



20 m/sec Speed



100 % Stride efficiency



Note: Horizontal distance axis grid lines are 200m furlongs.

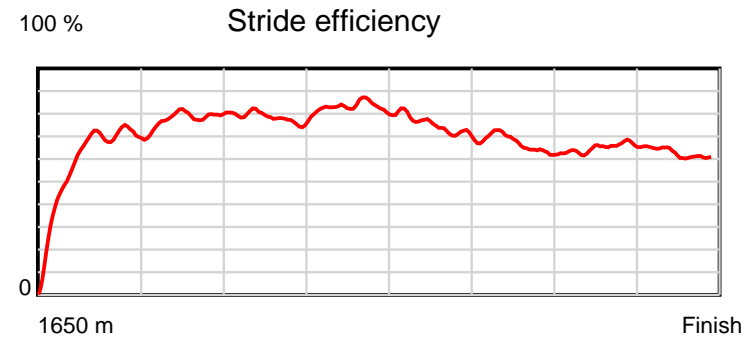
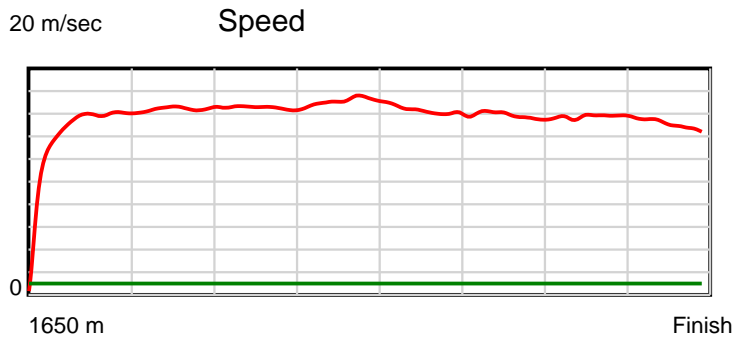
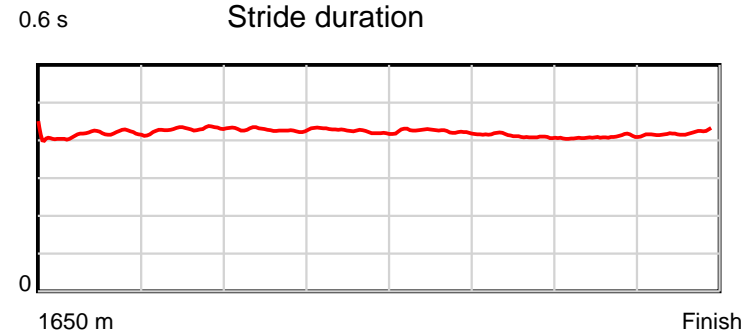
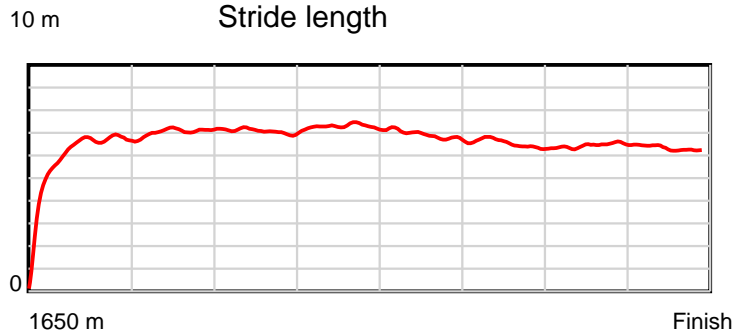
Disclaimer.

Tasracing Pty Ltd and Thoroughbred Ratings Pty Ltd accepts no responsibility for the completeness or accuracy of any of the information contained herein, and makes no representations about its suitability for any particular purpose. Users should make their own judgements about those matters and/or seek independent advice. You assume all risks associated with use of the data provided on this page.

Race Results

December 26, 2014, Race 7, HCP, Distance 1650m, Spreyton - Offset 0m

| Result | TAB no. | Horse (Barrier) | 1650 to | 1600m to | 1400m to | 1200m to | 1000m to | 800m to | 600m to | 400m to | 200m to | Total or | Margin |
|--------|---------|------------------------------|---------|----------|----------|----------|----------|----------|----------|----------|----------|----------|--------|
| 11th | 6 | Shipspotting (9) | 1600m | 1400m | 1200m | 1000m | 800m | 600m | 400m | 200m | WP | Average | |
| | | Position in running (margin) | - | 9(3.3) | 11(7.2) | 10(9.6) | 10(12.4) | 11(12.8) | 11(13.2) | 11(13.2) | 11(11.3) | | 10.40 |
| | | Sectional time (s) | 6.61 | 12.13 | 11.92 | 12.39 | 11.53 | 12.40 | 13.02 | 12.41 | 12.98 | | |
| | | Cumulative time (s) | 105.40 | 98.79 | 86.66 | 74.74 | 62.35 | 50.82 | 38.42 | 25.40 | 12.98 | 1:45.40 | |
| | | Speed (m/s) | 7.56 | 16.49 | 16.78 | 16.14 | 17.35 | 16.13 | 15.36 | 16.12 | 15.41 | 15.65 | |
| | | Stride length (m) | 3.40 | 6.89 | 7.16 | 6.90 | 7.39 | 6.84 | 6.32 | 6.58 | 6.48 | 6.60 | |
| | | Stride duration (s) | 0.416 | 0.418 | 0.427 | 0.427 | 0.426 | 0.424 | 0.411 | 0.408 | 0.420 | 0.422 | |
| | | Stride efficiency (%) | 18.03 | 74.23 | 80.10 | 74.43 | 85.38 | 73.04 | 62.35 | 67.58 | 65.55 | 68.12 | |
| | | Stride count | 14.72 | 29.02 | 27.93 | 28.98 | 27.06 | 29.25 | 31.66 | 30.41 | 30.88 | 249.91 | |



Note: Horizontal distance axis grid lines are 200m furlongs.

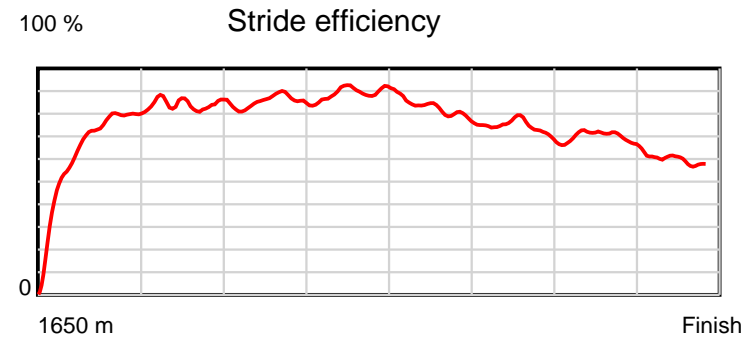
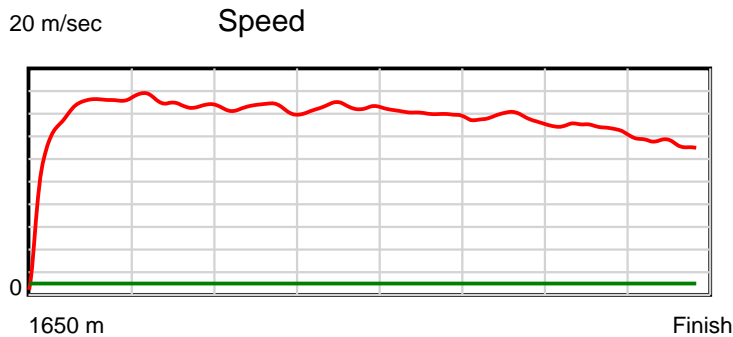
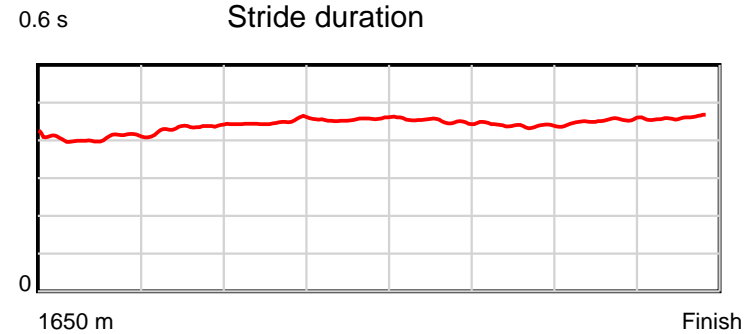
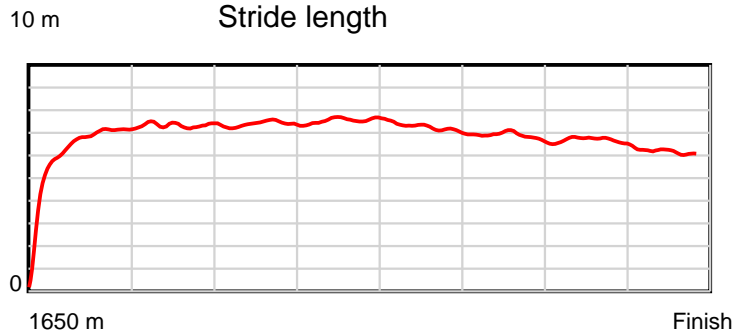
Disclaimer.

Tasracing Pty Ltd and Thoroughbred Ratings Pty Ltd accepts no responsibility for the completeness or accuracy of any of the information contained herein, and makes no representations about its suitability for any particular purpose. Users should make their own judgements about those matters and/or seek independent advice. You assume all risks associated with use of the data provided on this page.

Race Results

December 26, 2014, Race 7, HCP, Distance 1650m, Spreyton - Offset 0m

| Result | TAB no. | Horse (Barrier) | 1650 to | 1600m to | 1400m to | 1200m to | 1000m to | 800m to | 600m to | 400m to | 200m to | Total or | Margin |
|--------|---------|------------------------------|---------|----------|----------|----------|----------|---------|---------|---------|---------|----------|--------|
| 12th | 14 | Don't We Love ... (6) | 1600m | 1400m | 1200m | 1000m | 800m | 600m | 400m | 200m | WP | Average | |
| | | Position in running (margin) | - | 1(0.0) | 2(0.5) | 3(0.5) | 3(1.5) | 4(3.9) | 6(3.4) | 7(4.7) | | | 11.50 |
| | | Sectional time (s) | 5.61 | 11.57 | 11.52 | 12.09 | 11.81 | 12.38 | 12.94 | 12.96 | 14.74 | | |
| | | Cumulative time (s) | 105.62 | 100.01 | 88.44 | 76.92 | 64.83 | 53.02 | 40.64 | 27.70 | 14.74 | 1:45.62 | |
| | | Speed (m/s) | 8.92 | 17.29 | 17.36 | 16.54 | 16.93 | 16.16 | 15.46 | 15.43 | 13.57 | 15.62 | |
| | | Stride length (m) | 3.65 | 7.00 | 7.48 | 7.41 | 7.71 | 7.31 | 6.81 | 6.92 | 6.26 | 6.89 | |
| | | Stride duration (s) | 0.415 | 0.405 | 0.431 | 0.448 | 0.455 | 0.453 | 0.440 | 0.449 | 0.461 | 0.441 | |
| | | Stride efficiency (%) | 20.84 | 76.63 | 87.38 | 85.80 | 92.94 | 83.56 | 72.42 | 74.86 | 61.23 | 74.17 | |
| | | Stride count | 13.69 | 28.56 | 26.75 | 26.99 | 25.93 | 27.35 | 29.38 | 28.90 | 31.95 | 239.50 | |



Note: Horizontal distance axis grid lines are 200m furlongs.

Disclaimer.

Tasracing Pty Ltd and Thoroughbred Ratings Pty Ltd accepts no responsibility for the completeness or accuracy of any of the information contained herein, and makes no representations about its suitability for any particular purpose. Users should make their own judgements about those matters and/or seek independent advice. You assume all risks associated with use of the data provided on this page.

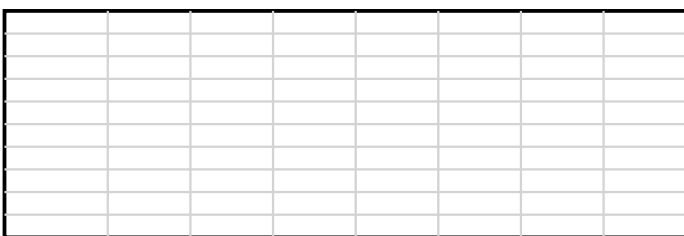
Race Results

December 26, 2014, Race 7, HCP, Distance 1650m, Spreyton - Offset 0m

| Result | TAB no. | Horse (Barrier) | 1650 to | 1600m to | 1400m to | 1200m to | 1000m to | 800m to | 600m to | 400m to | 200m to | Total or | Margin |
|--------|---------|------------------------------|---------|----------|----------|----------|----------|---------|---------|---------|---------|----------|--------|
| 13th | 10 | Gea Force (8) | | | | | | | | | | | |
| | | Position in running (margin) | | | | | | | | | | | |
| | | Sectional time (s) | | | | | | | | | | | |
| | | Cumulative time (s) | | | | | | | | | | | |
| | | Speed (m/s) | | | | | | | | | | | |
| | | Stride length (m) | | | | | | | | | | | |
| | | Stride duration (s) | | | | | | | | | | | |
| | | Stride efficiency (%) | | | | | | | | | | | |
| | | Stride count | | | | | | | | | | | |

10 m

Stride length

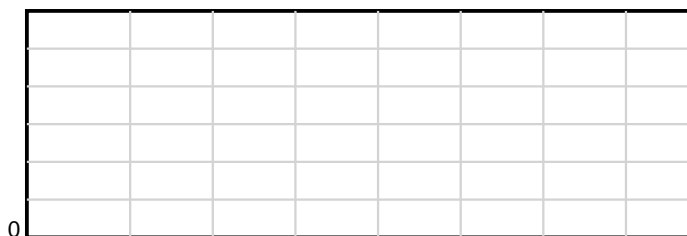


1650 m

Finish

0.6 s

Stride duration

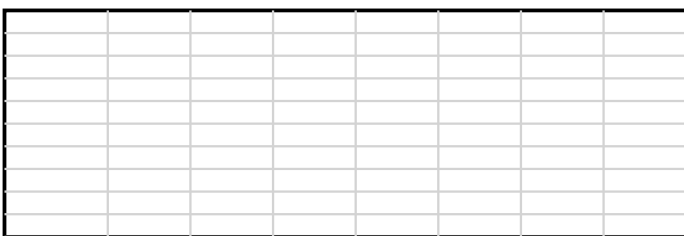


1650 m

Finish

20 m/sec

Speed

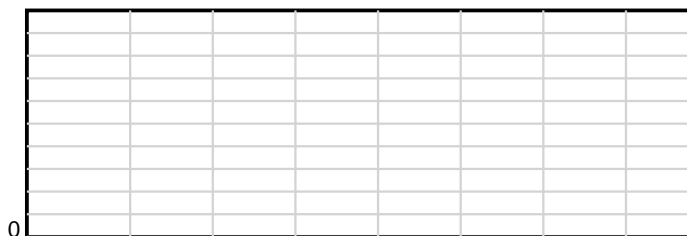


1650 m

Finish

100 %

Stride efficiency



1650 m

Finish

Note: Horizontal distance axis grid lines are 200m furlongs.

Disclaimer.

Tasracing Pty Ltd and Thoroughbred Ratings Pty Ltd accepts no responsibility for the completeness or accuracy of any of the information contained herein, and makes no representations about its suitability for any particular purpose. Users should make their own judgements about those matters and/or seek independent advice. You assume all risks associated with use of the data provided on this page.