



## Race Results

Devonport Racing Club, Devonport Synthetic, December 26, 2014

Compilation date: December 29, 2014, 11:11:00 AM (EST)

Copyright © 2014 Tasracing Pty Ltd. All rights reserved.

### Trademarks.

StrideMASTER is a registered trademark of Thoroughbred Ratings Pty Ltd.

### Disclaimer.

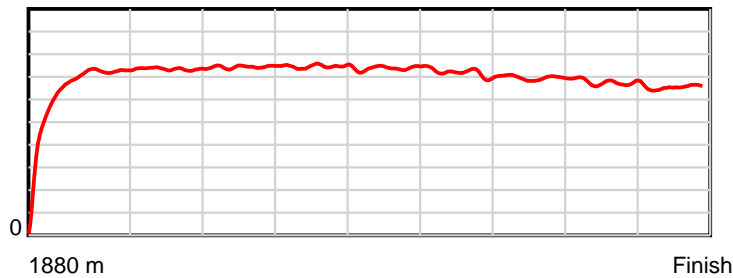
Tasracing Pty Ltd and Thoroughbred Ratings Pty Ltd accepts no responsibility for the completeness or accuracy of any of the information contained herein, and makes no representations about its suitability for any particular purpose. Users should make their own judgements about those matters and/or seek independent advice. You assume all risks associated with use of the data provided on this page.

# Race Results

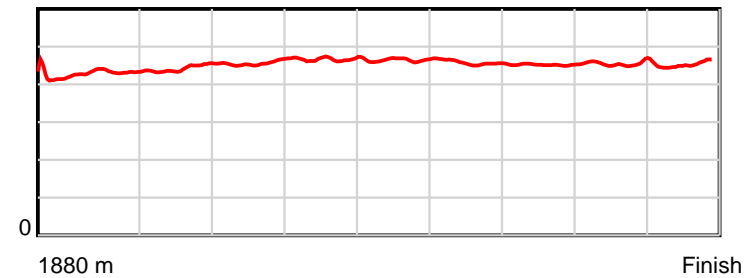
December 26, 2014, Race 8, BM62, Distance 1880m, Spreyton - Offset 0m

Result	TAB no.	Horse (Barrier)	1880 to	1800m to	1600m to	1400m to	1200m to	1000m to	800m to	600m to	400m to	200m to	Total or	Margin
1st	6	<b>Master Alfred (7)</b>	<b>1800m</b>	<b>1600m</b>	<b>1400m</b>	<b>1200m</b>	<b>1000m</b>	<b>800m</b>	<b>600m</b>	<b>400m</b>	<b>200m</b>	<b>WP</b>	<b>Average</b>	
		Position in running (margin)	-	1(0.0)	7(3.1)	7(4.6)	5(4.2)	5(3.0)	5(2.9)	5(2.7)	5(2.5)	5(2.4)		0.00
		Sectional time (s)	7.66	11.92	11.94	12.04	12.07	12.40	12.68	13.64	13.37	13.57		
		Cumulative time (s)	121.30	113.64	101.71	89.77	77.73	65.66	53.26	40.57	26.94	13.57	2:01.29	
		Speed (m/s)	10.44	16.78	16.75	16.61	16.57	16.13	15.77	14.66	14.96	14.74	15.50	
		Stride length (m)	4.40	7.24	7.41	7.57	7.72	7.49	7.23	6.63	6.82	6.67	6.99	
		Stride duration (s)	0.422	0.432	0.442	0.456	0.466	0.464	0.458	0.452	0.456	0.453	0.451	
		Stride efficiency (%)	30.29	81.96	85.77	89.56	93.03	87.60	81.63	68.75	72.61	69.58	76.34	
		Stride count	18.17	27.62	27.00	26.42	25.92	26.71	27.67	30.15	29.34	29.97	268.97	

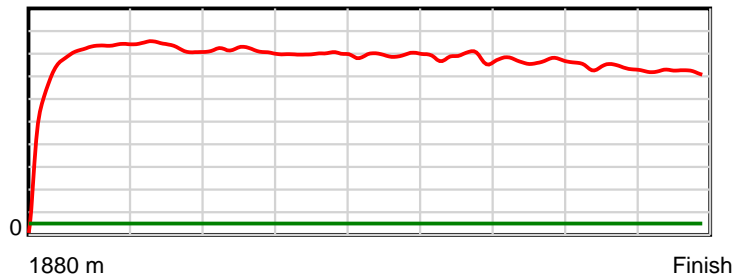
10 m Stride length



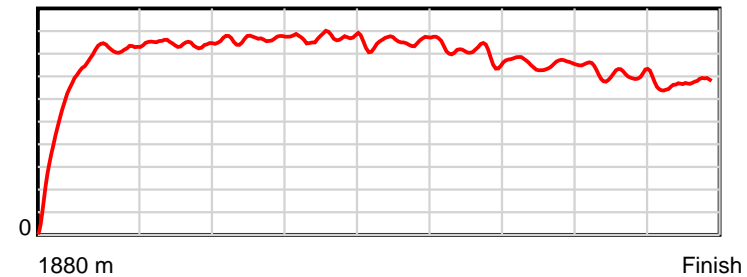
0.6 s Stride duration



20 m/sec Speed



100 % Stride efficiency



Note: Horizontal distance axis grid lines are 200m furlongs.

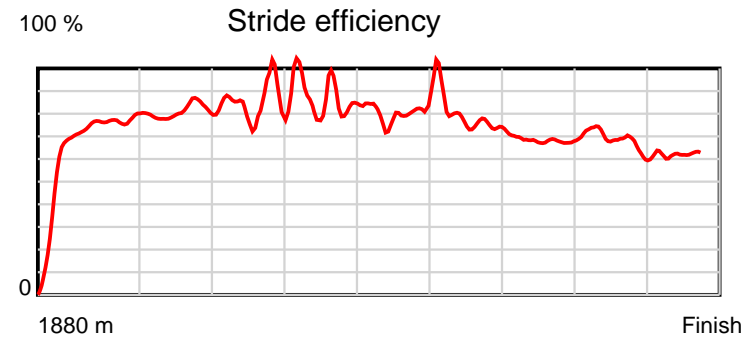
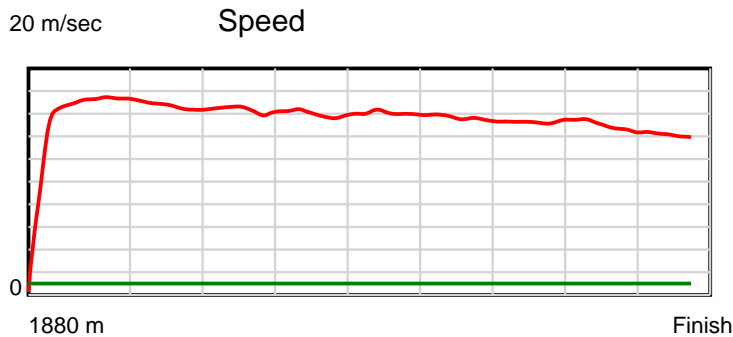
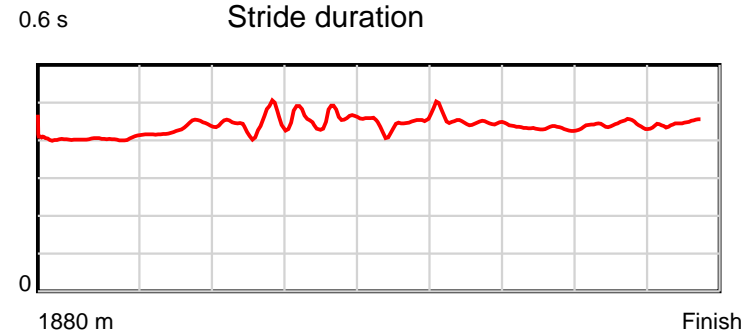
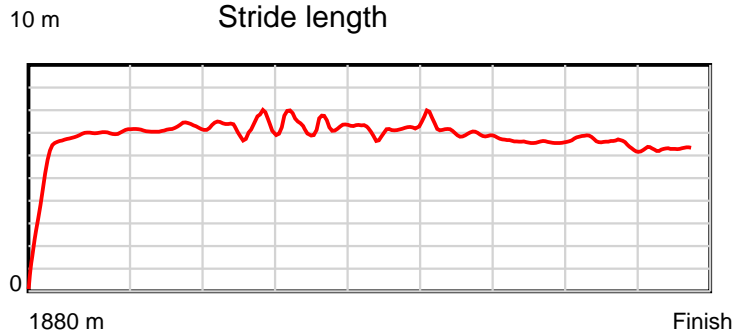
**Disclaimer.**

Tasracing Pty Ltd and Thoroughbred Ratings Pty Ltd accepts no responsibility for the completeness or accuracy of any of the information contained herein, and makes no representations about its suitability for any particular purpose. Users should make their own judgements about those matters and/or seek independent advice. You assume all risks associated with use of the data provided on this page.

# Race Results

December 26, 2014, Race 8, BM62, Distance 1880m, Spreyton - Offset 0m

Result	TAB no.	Horse (Barrier)	1880 to	1800m to	1600m to	1400m to	1200m to	1000m to	800m to	600m to	400m to	200m to	Total or	Margin
2nd	5	Holy Cat (1)	1800m	1600m	1400m	1200m	1000m	800m	600m	400m	200m	WP	Average	
		Position in running (margin)	-	9(4.8)	5(1.2)	4(1.9)	3(2.5)	4(2.2)	3(0.8)	2(0.9)	2(2.0)	1(0.0)		1.50
		Sectional time (s)	8.68	10.80	11.81	12.22	12.22	12.17	12.74	13.85	13.05	14.05		
		Cumulative time (s)	121.59	112.91	102.11	90.30	78.08	65.86	53.69	40.95	27.10	14.05	2:01.59	
		Speed (m/s)	9.22	18.52	16.93	16.37	16.37	16.43	15.70	14.44	15.33	14.23	15.46	
		Stride length (m)	4.16	7.45	7.20	7.20	7.19	7.26	7.14	6.30	6.74	6.30	6.76	
		Stride duration (s)	0.441	0.402	0.425	0.440	0.439	0.442	0.454	0.436	0.440	0.443	0.437	
		Stride efficiency (%)	27.09	86.71	81.10	80.95	80.71	82.35	79.56	61.98	71.04	62.07	71.37	
		Stride count	19.22	26.85	27.76	27.79	27.83	27.55	28.03	31.76	29.66	31.73	278.18	



Note: Horizontal distance axis grid lines are 200m furlongs.

**Disclaimer.**

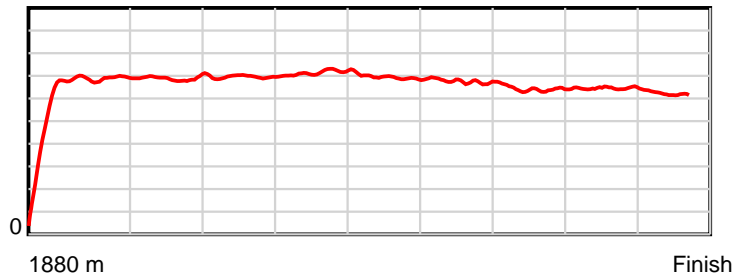
Tasracing Pty Ltd and Thoroughbred Ratings Pty Ltd accepts no responsibility for the completeness or accuracy of any of the information contained herein, and makes no representations about its suitability for any particular purpose. Users should make their own judgements about those matters and/or seek independent advice. You assume all risks associated with use of the data provided on this page.

# Race Results

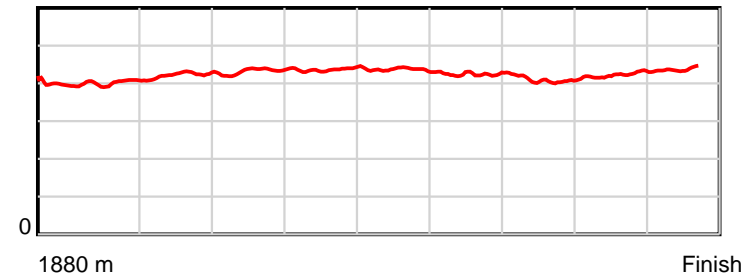
December 26, 2014, Race 8, BM62, Distance 1880m, Spreyton - Offset 0m

Result	TAB no.	Horse (Barrier)	1880 to	1800m to	1600m to	1400m to	1200m to	1000m to	800m to	600m to	400m to	200m to	Total or	Margin
3rd	12	<b>Our Anna (4)</b>	<b>1800m</b>	<b>1600m</b>	<b>1400m</b>	<b>1200m</b>	<b>1000m</b>	<b>800m</b>	<b>600m</b>	<b>400m</b>	<b>200m</b>	<b>WP</b>	<b>Average</b>	
		Position in running (margin)	-	11(10.4)	3(0.7)	5(3.2)	6(4.2)	6(3.7)	6(3.2)	6(2.8)	4(2.2)	2(0.4)		1.60
		Sectional time (s)	9.69	9.80	12.11	12.29	12.18	12.33	12.66	13.56	13.08	13.93		
		Cumulative time (s)	121.61	111.92	102.13	90.02	77.73	65.55	53.22	40.57	27.01	13.93	2:01.60	
		Speed (m/s)	8.26	20.41	16.52	16.27	16.42	16.22	15.80	14.75	15.29	14.36	15.46	
		Stride length (m)	3.63	8.08	6.90	6.96	7.14	7.10	6.74	6.12	6.33	6.25	6.56	
		Stride duration (s)	0.421	0.396	0.418	0.427	0.435	0.438	0.427	0.415	0.414	0.436	0.424	
		Stride efficiency (%)	20.64	102.08	74.38	75.60	79.65	78.78	71.05	58.57	62.66	61.13	67.26	
		Stride count	22.01	24.74	28.99	28.75	28.01	28.17	29.66	32.67	31.58	31.98	286.56	

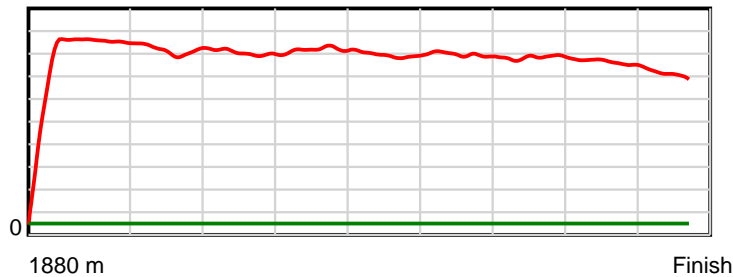
10 m Stride length



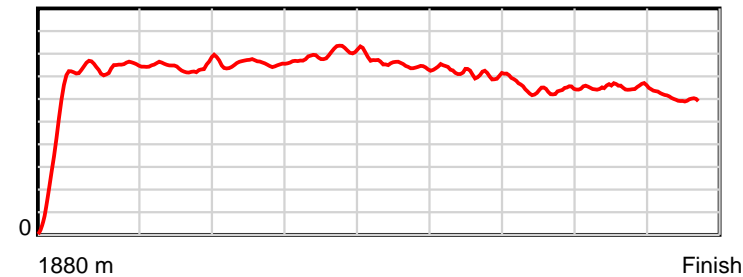
0.6 s Stride duration



20 m/sec Speed



100 % Stride efficiency



Note: Horizontal distance axis grid lines are 200m furlongs.

**Disclaimer.**

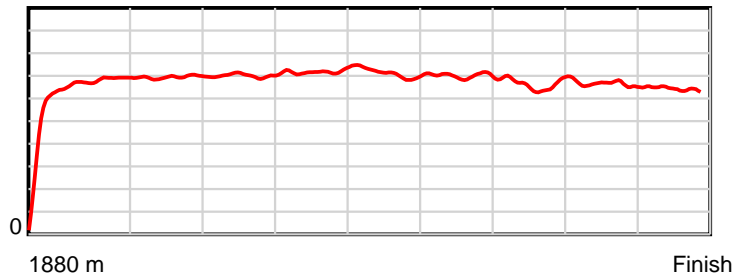
Tasracing Pty Ltd and Thoroughbred Ratings Pty Ltd accepts no responsibility for the completeness or accuracy of any of the information contained herein, and makes no representations about its suitability for any particular purpose. Users should make their own judgements about those matters and/or seek independent advice. You assume all risks associated with use of the data provided on this page.

# Race Results

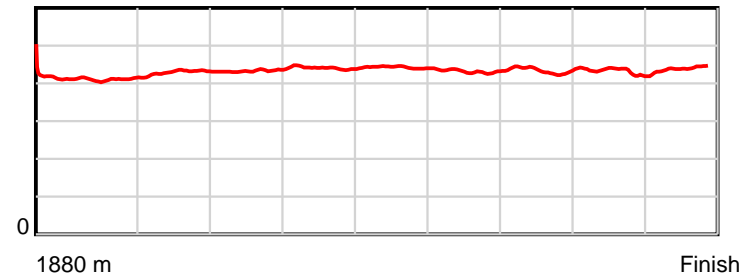
December 26, 2014, Race 8, BM62, Distance 1880m, Spreyton - Offset 0m

Result	TAB no.	Horse (Barrier)	1880 to	1800m to	1600m to	1400m to	1200m to	1000m to	800m to	600m to	400m to	200m to	Total or	Margin
4th	10	Evil Intent (3)	1800m	1600m	1400m	1200m	1000m	800m	600m	400m	200m	WP	Average	
		Position in running (margin)	-	6(3.1)	10(4.8)	9(7.3)	9(8.3)	8(6.9)	9(5.5)	9(4.4)	8(5.6)	7(2.8)		2.20
		Sectional time (s)	8.60	11.69	12.11	12.28	12.02	12.19	12.55	13.85	12.91	13.53		
		Cumulative time (s)	121.73	113.13	101.44	89.33	77.05	65.03	52.84	40.29	26.44	13.53	2:01.73	
		Speed (m/s)	9.31	17.11	16.52	16.29	16.64	16.41	15.94	14.44	15.49	14.78	15.44	
		Stride length (m)	4.57	7.03	7.06	7.04	7.33	7.26	6.90	6.26	6.72	6.47	6.73	
		Stride duration (s)	0.460	0.411	0.427	0.433	0.440	0.442	0.433	0.433	0.434	0.437	0.436	
		Stride efficiency (%)	32.58	77.15	77.91	77.52	83.86	82.32	74.39	61.20	70.59	65.38	70.85	
		Stride count	17.52	28.46	28.33	28.40	27.30	27.56	28.99	31.96	29.76	30.92	279.20	

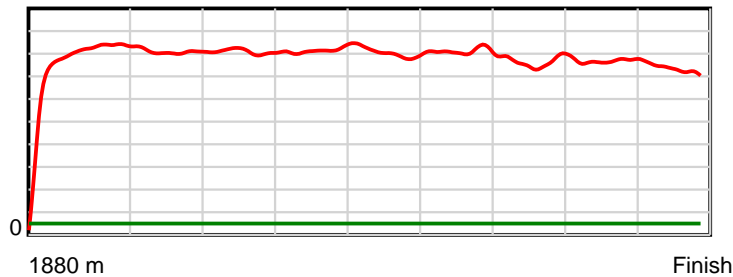
10 m Stride length



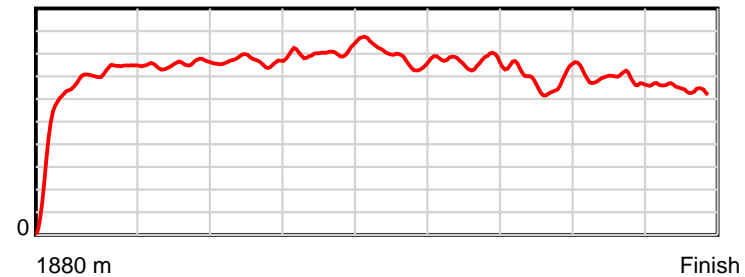
0.6 s Stride duration



20 m/sec Speed



100 % Stride efficiency



Note: Horizontal distance axis grid lines are 200m furlongs.

## Disclaimer.

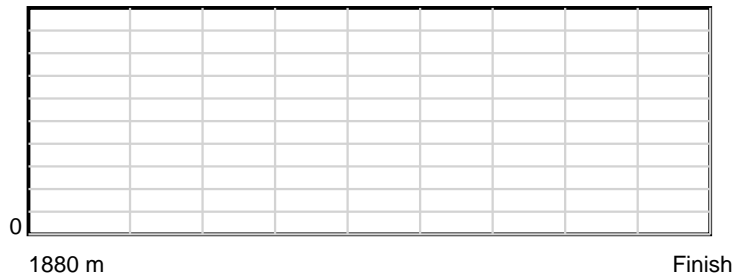
Tasracing Pty Ltd and Thoroughbred Ratings Pty Ltd accepts no responsibility for the completeness or accuracy of any of the information contained herein, and makes no representations about its suitability for any particular purpose. Users should make their own judgements about those matters and/or seek independent advice. You assume all risks associated with use of the data provided on this page.

# Race Results


December 26, 2014, Race 8, BM62, Distance 1880m, Spreyton - Offset 0m

Result	TAB no.	Horse (Barrier)	1880 to	1800m to	1600m to	1400m to	1200m to	1000m to	800m to	600m to	400m to	200m to	Total or	Margin
5th	9	All Wrapped Up (2)												
		Position in running (margin)												
		Sectional time (s)												
		Cumulative time (s)												
		Speed (m/s)												
		Stride length (m)												
		Stride duration (s)												
		Stride efficiency (%)												
		Stride count												

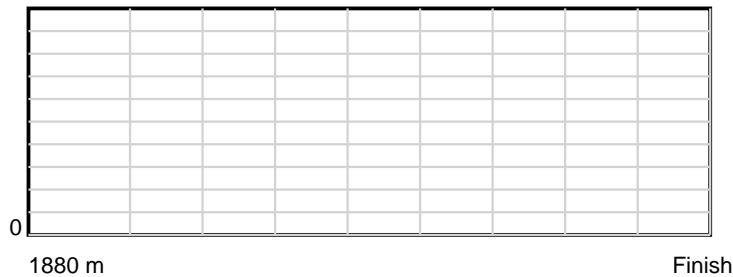
10 m Stride length




0.6 s Stride duration



20 m/sec Speed



100 % Stride efficiency



Note: Horizontal distance axis grid lines are 200m furlongs.

**Disclaimer.**

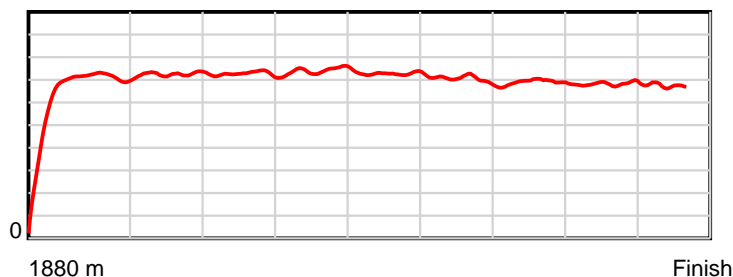
Tasracing Pty Ltd and Thoroughbred Ratings Pty Ltd accepts no responsibility for the completeness or accuracy of any of the information contained herein, and makes no representations about its suitability for any particular purpose. Users should make their own judgements about those matters and/or seek independent advice. You assume all risks associated with use of the data provided on this page.

# Race Results

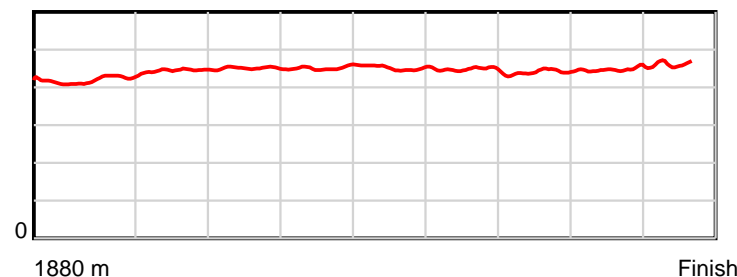
December 26, 2014, Race 8, BM62, Distance 1880m, Spreyton - Offset 0m

Result	TAB no.	Horse (Barrier)	1880 to	1800m to	1600m to	1400m to	1200m to	1000m to	800m to	600m to	400m to	200m to	Total or	Margin
6th	15	Seven Mile Kin... (11)	1800m	1600m	1400m	1200m	1000m	800m	600m	400m	200m	WP	Average	
		Position in running (margin)	-	12(15.2)	12(13.6)	8(4.9)	8(6.5)	9(6.9)	8(5.3)	10(5.3)	11(7.0)	9(4.5)		3.30
		Sectional time (s)	10.62	11.15	10.24	12.39	12.33	12.14	12.73	13.94	12.96	13.44		
		Cumulative time (s)	121.94	111.32	100.17	89.93	77.55	65.21	53.07	40.35	26.41	13.44	2:01.93	
		Speed (m/s)	7.53	17.94	19.53	16.14	16.22	16.47	15.71	14.35	15.43	14.88	15.42	
		Stride length (m)	3.77	7.50	8.58	7.25	7.30	7.48	7.04	6.33	6.85	6.82	6.93	
		Stride duration (s)	0.476	0.418	0.439	0.449	0.450	0.454	0.448	0.442	0.444	0.459	0.449	
		Stride efficiency (%)	22.22	87.97	115.02	82.03	83.18	87.38	77.48	62.71	73.32	72.74	74.97	
		Stride count	21.22	26.66	23.31	27.60	27.41	26.75	28.40	31.57	29.20	29.31	271.43	

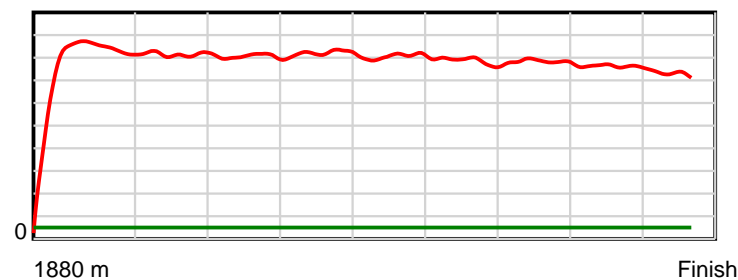
10 m Stride length



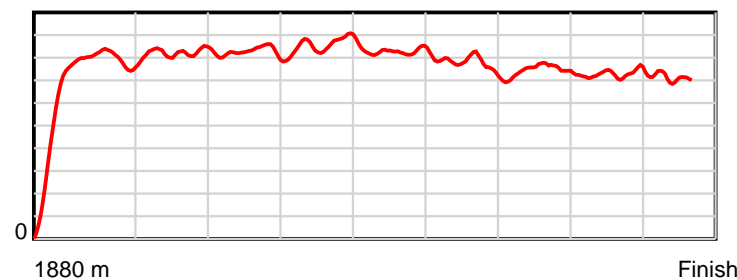
0.6 s Stride duration



20 m/sec Speed



100 % Stride efficiency



Note: Horizontal distance axis grid lines are 200m furlongs.

## Disclaimer.

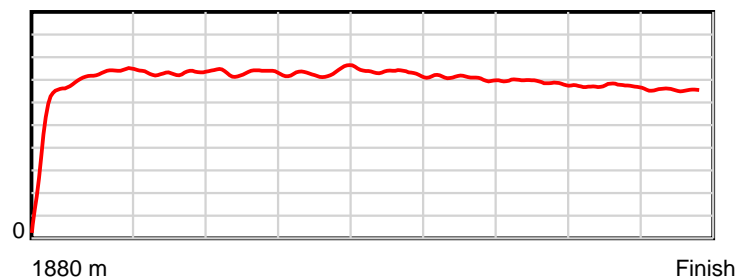
Tasracing Pty Ltd and Thoroughbred Ratings Pty Ltd accepts no responsibility for the completeness or accuracy of any of the information contained herein, and makes no representations about its suitability for any particular purpose. Users should make their own judgements about those matters and/or seek independent advice. You assume all risks associated with use of the data provided on this page.

# Race Results

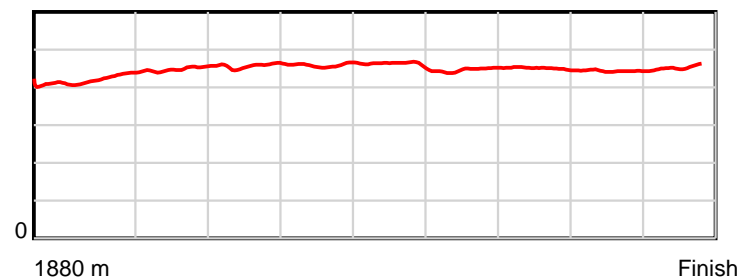
December 26, 2014, Race 8, BM62, Distance 1880m, Spreyton - Offset 0m

Result	TAB no.	Horse (Barrier)	1880 to	1800m to	1600m to	1400m to	1200m to	1000m to	800m to	600m to	400m to	200m to	Total or	Margin
7th	2	<b>Gee Gee's Boss (9)</b>	<b>1800m</b>	<b>1600m</b>	<b>1400m</b>	<b>1200m</b>	<b>1000m</b>	<b>800m</b>	<b>600m</b>	<b>400m</b>	<b>200m</b>	<b>WP</b>	<b>Average</b>	
		Position in running (margin)	-	5(2.6)	6(1.7)	6(3.4)	7(5.9)	7(6.6)	7(5.3)	8(4.4)	7(4.5)	8(3.4)		3.80
		Sectional time (s)	8.46	11.24	11.99	12.52	12.38	12.20	12.58	13.67	13.20	13.79		
		Cumulative time (s)	122.04	113.58	102.34	90.35	77.83	65.45	53.25	40.66	26.99	13.79	2:02.04	
		Speed (m/s)	9.46	17.79	16.68	15.97	16.16	16.39	15.90	14.63	15.15	14.50	15.40	
		Stride length (m)	4.15	7.45	7.43	7.28	7.41	7.62	7.10	6.60	6.72	6.55	6.90	
		Stride duration (s)	0.411	0.419	0.445	0.456	0.459	0.465	0.447	0.451	0.444	0.452	0.448	
		Stride efficiency (%)	26.90	86.80	86.25	82.92	85.73	90.68	78.85	68.13	70.64	67.14	74.41	
		Stride count	19.28	26.83	26.92	27.46	27.00	26.25	28.16	30.29	29.75	30.51	272.45	

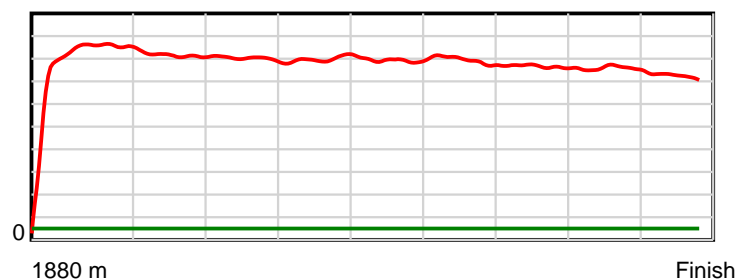
10 m Stride length



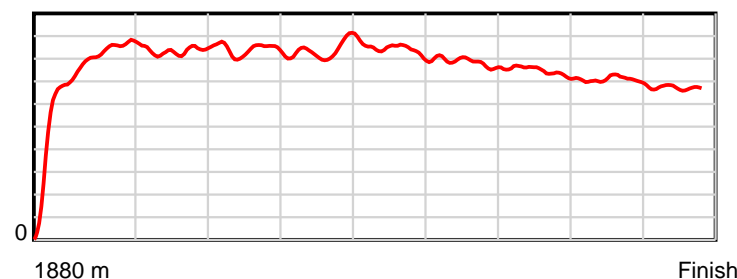
0.6 s Stride duration



20 m/sec Speed



100 % Stride efficiency



Note: Horizontal distance axis grid lines are 200m furlongs.

## Disclaimer.

Tasracing Pty Ltd and Thoroughbred Ratings Pty Ltd accepts no responsibility for the completeness or accuracy of any of the information contained herein, and makes no representations about its suitability for any particular purpose. Users should make their own judgements about those matters and/or seek independent advice. You assume all risks associated with use of the data provided on this page.

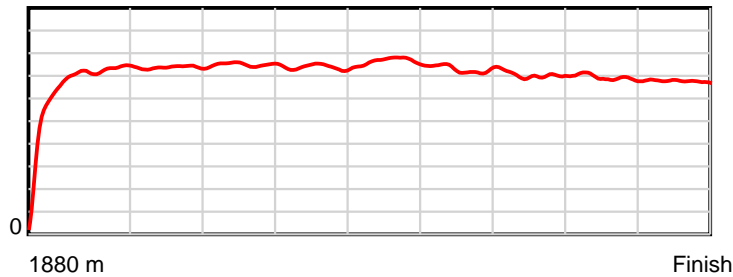


# Race Results

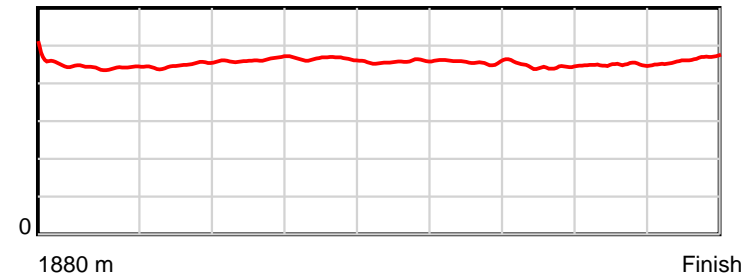
December 26, 2014, Race 8, BM62, Distance 1880m, Spreyton - Offset 0m

Result	TAB no.	Horse (Barrier)	1880 to	1800m to	1600m to	1400m to	1200m to	1000m to	800m to	600m to	400m to	200m to	Total or	Margin
8th	3	Dollar Dan (12)	1800m	1600m	1400m	1200m	1000m	800m	600m	400m	200m	WP	Average	
		Position in running (margin)	-	3(0.7)	11(5.5)	12(9.0)	12(10.7)	12(10.9)	11(7.2)	11(6.8)	10(6.7)	10(5.2)		4.30
		Sectional time (s)	8.21	12.21	12.27	12.40	12.30	11.80	12.66	13.65	13.12	13.53		
		Cumulative time (s)	122.14	113.93	101.73	89.45	77.06	64.76	52.96	40.30	26.65	13.53	2:02.14	
		Speed (m/s)	9.75	16.38	16.30	16.13	16.26	16.95	15.80	14.65	15.24	14.78	15.39	
		Stride length (m)	4.69	7.25	7.30	7.46	7.57	7.75	7.22	6.54	6.85	6.86	7.02	
		Stride duration (s)	0.457	0.442	0.448	0.463	0.465	0.457	0.457	0.446	0.449	0.464	0.456	
		Stride efficiency (%)	34.37	82.09	83.36	87.04	89.51	93.89	81.41	66.75	73.23	73.62	77.05	
		Stride count	17.06	27.59	27.38	26.80	26.43	25.80	27.71	30.60	29.22	29.14	267.73	

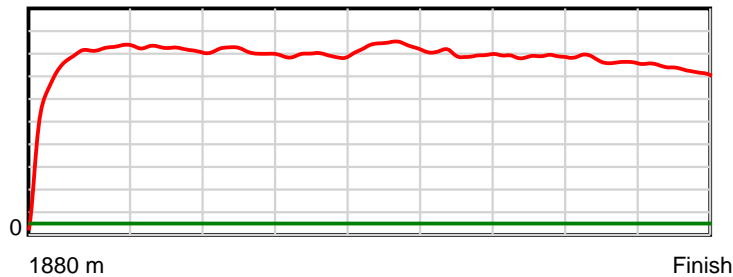
10 m Stride length



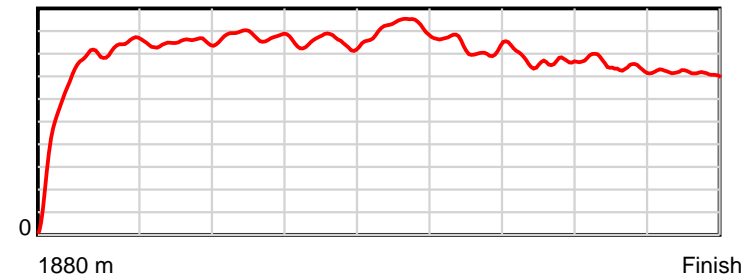
0.6 s Stride duration



20 m/sec Speed



100 % Stride efficiency



Note: Horizontal distance axis grid lines are 200m furlongs.

**Disclaimer.**

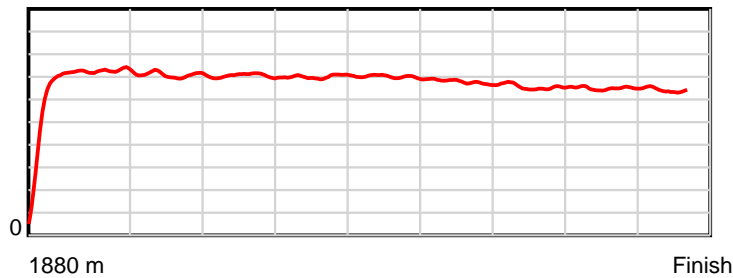
Tasracing Pty Ltd and Thoroughbred Ratings Pty Ltd accepts no responsibility for the completeness or accuracy of any of the information contained herein, and makes no representations about its suitability for any particular purpose. Users should make their own judgements about those matters and/or seek independent advice. You assume all risks associated with use of the data provided on this page.

# Race Results

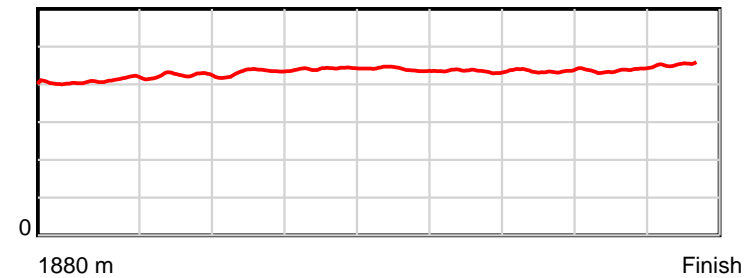
December 26, 2014, Race 8, BM62, Distance 1880m, Spreyton - Offset 0m

Result	TAB no.	Horse (Barrier)	1880 to	1800m to	1600m to	1400m to	1200m to	1000m to	800m to	600m to	400m to	200m to	Total or	Margin
9th	7	<b>Ourmatealvin (10)</b>	<b>1800m</b>	<b>1600m</b>	<b>1400m</b>	<b>1200m</b>	<b>1000m</b>	<b>800m</b>	<b>600m</b>	<b>400m</b>	<b>200m</b>	<b>WP</b>	<b>Average</b>	
		Position in running (margin)	-	10(8.0)	1(0.0)	2(0.1)	2(0.6)	2(0.9)	1(0.0)	3(0.9)	3(2.0)	4(2.4)		5.00
		Sectional time (s)	9.52	10.07	11.72	12.20	12.31	12.26	12.87	13.85	13.45	14.03		
		Cumulative time (s)	122.28	112.76	102.69	90.97	78.77	66.46	54.20	41.33	27.48	14.03	2:02.28	
		Speed (m/s)	8.41	19.86	17.06	16.39	16.25	16.31	15.54	14.44	14.87	14.26	15.38	
		Stride length (m)	3.82	8.07	7.20	7.05	7.12	7.23	6.78	6.26	6.48	6.44	6.69	
		Stride duration (s)	0.473	0.406	0.422	0.430	0.439	0.443	0.436	0.434	0.436	0.451	0.435	
		Stride efficiency (%)	22.77	101.71	80.98	77.60	79.32	81.60	71.84	61.22	65.63	64.74	69.93	
		Stride count	20.96	24.79	27.78	28.38	28.07	27.68	29.50	31.95	30.86	31.07	281.04	

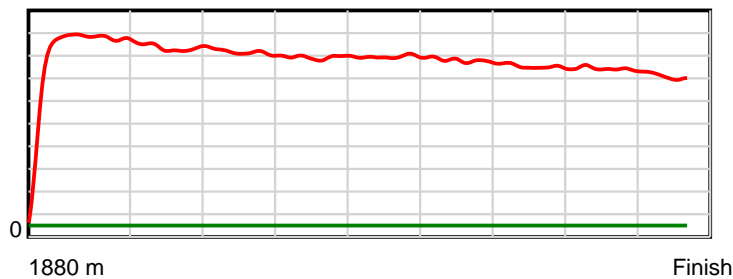
10 m Stride length



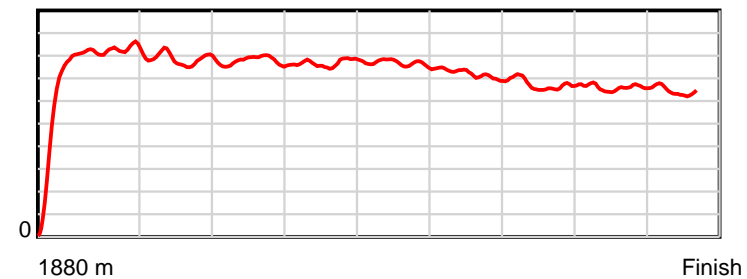
0.6 s Stride duration



20 m/sec Speed



100 % Stride efficiency



Note: Horizontal distance axis grid lines are 200m furlongs.

**Disclaimer.**

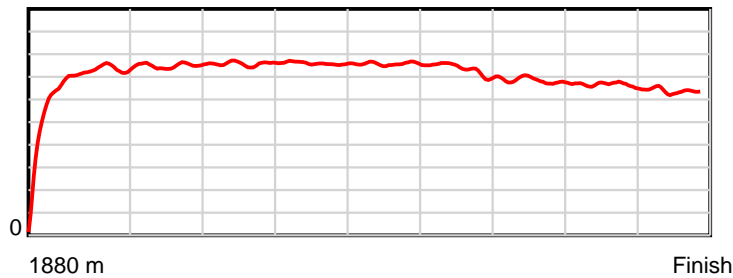
Tasracing Pty Ltd and Thoroughbred Ratings Pty Ltd accepts no responsibility for the completeness or accuracy of any of the information contained herein, and makes no representations about its suitability for any particular purpose. Users should make their own judgements about those matters and/or seek independent advice. You assume all risks associated with use of the data provided on this page.

# Race Results

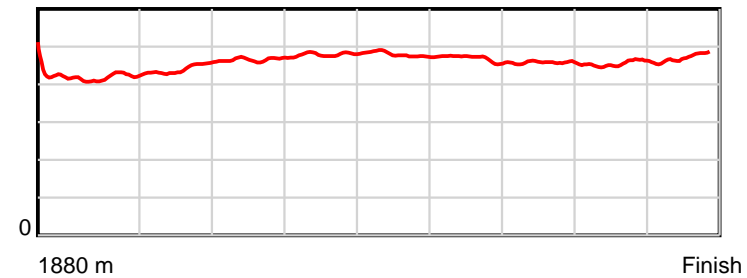
December 26, 2014, Race 8, BM62, Distance 1880m, Spreyton - Offset 0m

Result	TAB no.	Horse (Barrier)	1880 to	1800m to	1600m to	1400m to	1200m to	1000m to	800m to	600m to	400m to	200m to	Total or	Margin
10th	1	Another Lad AI (5)	1800m	1600m	1400m	1200m	1000m	800m	600m	400m	200m	WP	Average	
		Position in running (margin)	-	4(1.4)	2(0.5)	1(0.0)	1(0.0)	1(0.0)	2(0.5)	1(0.0)	1(0.0)	3(1.1)		5.40
		Sectional time (s)	8.14	11.26	11.61	12.11	12.26	12.50	12.64	13.66	13.56	14.59		
		Cumulative time (s)	122.35	114.21	102.94	91.33	79.22	66.96	54.46	41.82	28.15	14.59	2:02.34	
		Speed (m/s)	9.82	17.76	17.23	16.52	16.31	16.00	15.82	14.64	14.75	13.71	15.37	
		Stride length (m)	4.38	7.42	7.58	7.68	7.80	7.69	7.44	6.70	6.69	6.47	7.04	
		Stride duration (s)	0.430	0.418	0.440	0.465	0.478	0.480	0.470	0.458	0.453	0.472	0.458	
		Stride efficiency (%)	30.04	86.09	89.78	92.12	95.04	92.29	86.42	70.16	69.87	65.34	77.54	
		Stride count	18.25	26.95	26.39	26.05	25.64	26.02	26.89	29.85	29.91	30.93	266.88	

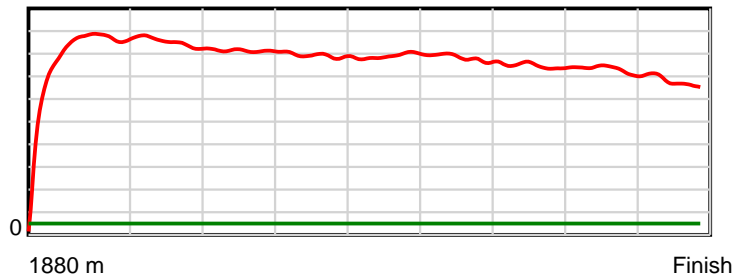
10 m Stride length



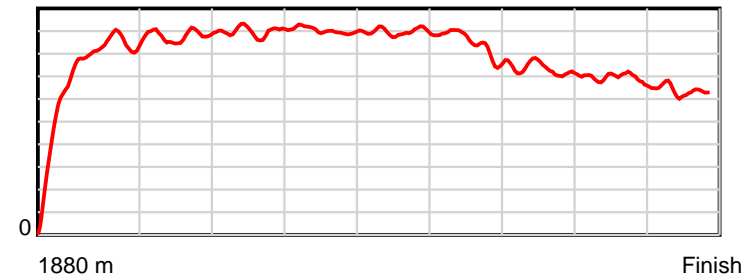
0.6 s Stride duration



20 m/sec Speed



100 % Stride efficiency



Note: Horizontal distance axis grid lines are 200m furlongs.

## Disclaimer.

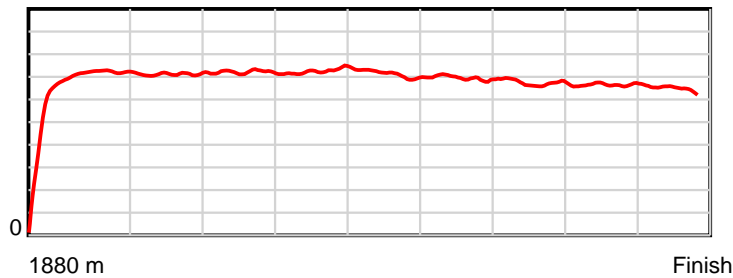
Tasracing Pty Ltd and Thoroughbred Ratings Pty Ltd accepts no responsibility for the completeness or accuracy of any of the information contained herein, and makes no representations about its suitability for any particular purpose. Users should make their own judgements about those matters and/or seek independent advice. You assume all risks associated with use of the data provided on this page.

# Race Results

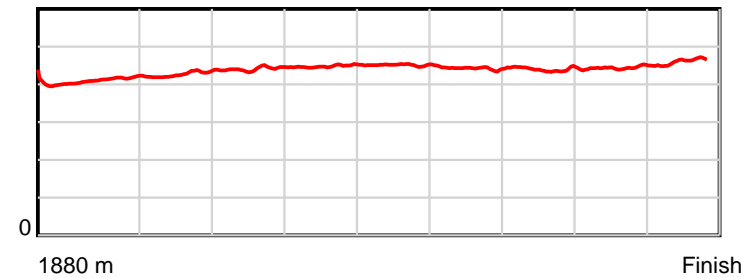
December 26, 2014, Race 8, BM62, Distance 1880m, Spreyton - Offset 0m

Result	TAB no.	Horse (Barrier)	1880 to	1800m to	1600m to	1400m to	1200m to	1000m to	800m to	600m to	400m to	200m to	Total or	Margin
11th	11	All I Got (6)	1800m	1600m	1400m	1200m	1000m	800m	600m	400m	200m	WP	Average	
		Position in running (margin)	-	7(3.8)	4(0.7)	3(1.3)	4(2.7)	3(2.2)	4(1.8)	4(1.7)	6(3.0)	6(2.8)		5.50
		Sectional time (s)	8.74	10.89	11.79	12.35	12.18	12.35	12.70	13.89	13.33	14.14		
		Cumulative time (s)	122.37	113.63	102.74	90.95	78.60	66.42	54.07	41.37	27.48	14.14	2:02.37	
		Speed (m/s)	9.15	18.37	16.96	16.19	16.42	16.19	15.75	14.40	15.00	14.14	15.36	
		Stride length (m)	3.99	7.54	7.21	7.10	7.33	7.31	7.01	6.31	6.64	6.50	6.76	
		Stride duration (s)	0.411	0.411	0.425	0.439	0.446	0.451	0.445	0.438	0.443	0.459	0.440	
		Stride efficiency (%)	24.94	88.77	81.26	78.83	83.93	83.43	76.86	62.24	68.97	65.95	71.35	
		Stride count	20.03	26.54	27.73	28.16	27.29	27.37	28.52	31.69	30.11	30.79	278.23	

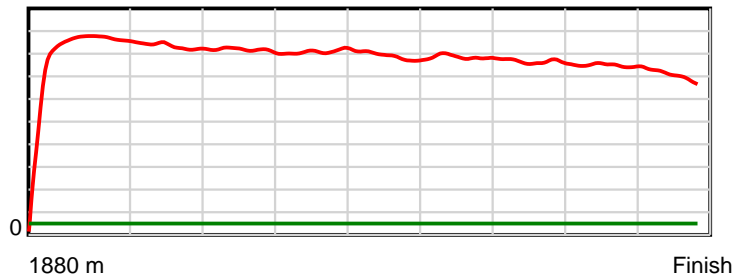
10 m Stride length



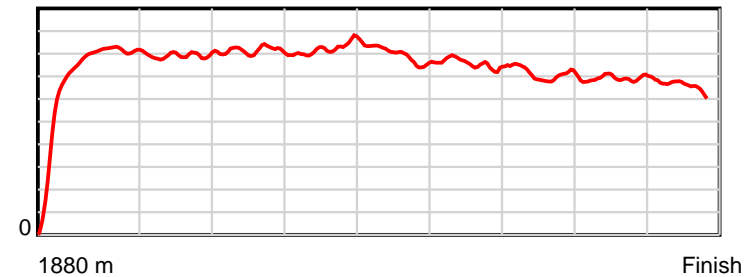
0.6 s Stride duration



20 m/sec Speed



100 % Stride efficiency



Note: Horizontal distance axis grid lines are 200m furlongs.

**Disclaimer.**

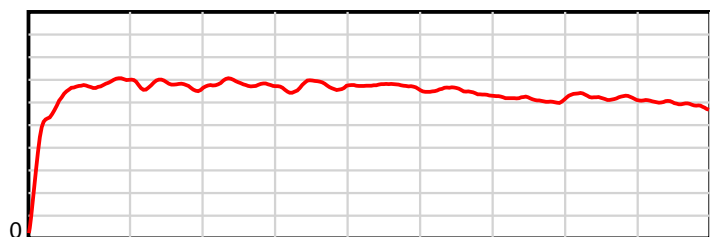
Tasracing Pty Ltd and Thoroughbred Ratings Pty Ltd accepts no responsibility for the completeness or accuracy of any of the information contained herein, and makes no representations about its suitability for any particular purpose. Users should make their own judgements about those matters and/or seek independent advice. You assume all risks associated with use of the data provided on this page.

# Race Results

December 26, 2014, Race 8, BM62, Distance 1880m, Spreyton - Offset 0m

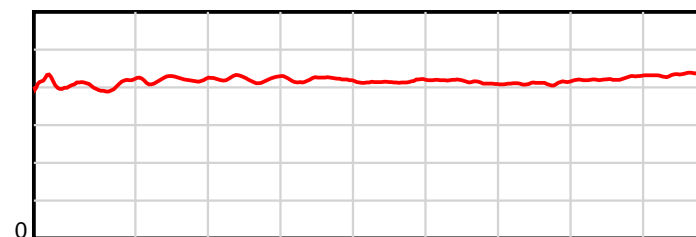
Result	TAB no.	Horse (Barrier)	1880 to	1800m to	1600m to	1400m to	1200m to	1000m to	800m to	600m to	400m to	200m to	Total or	Margin
12th	14	<b>Count Palatine (13)</b>	<b>1800m</b>	<b>1600m</b>	<b>1400m</b>	<b>1200m</b>	<b>1000m</b>	<b>800m</b>	<b>600m</b>	<b>400m</b>	<b>200m</b>	<b>WP</b>	<b>Average</b>	
		Position in running (margin)	-	2(0.5)	8(3.6)	11(8.2)	10(9.0)	10(9.0)	12(7.7)	12(7.3)	9(6.5)	11(8.8)		13.20
		Sectional time (s)	8.37	11.93	12.45	12.26	12.27	12.19	12.65	13.53	13.76	14.49		
		Cumulative time (s)	123.91	115.54	103.61	91.15	78.90	66.63	54.44	41.79	28.26	14.49	2:03.90	
		Speed (m/s)	9.56	16.76	16.06	16.31	16.30	16.41	15.81	14.78	14.53	13.80	15.17	
		Stride length (m)	4.15	6.81	6.75	6.90	6.85	6.81	6.56	6.07	6.15	6.06	6.38	
		Stride duration (s)	0.405	0.406	0.420	0.423	0.420	0.415	0.415	0.411	0.423	0.440	0.420	
		Stride efficiency (%)	26.94	72.52	71.11	74.35	73.39	72.49	67.16	57.59	59.12	57.47	63.57	
		Stride count	19.27	29.36	29.65	28.99	29.18	29.36	30.51	32.95	32.51	32.98	294.76	

10 m Stride length



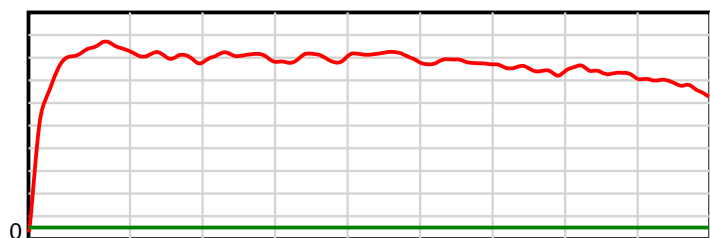
1880 m Finish

0.6 s Stride duration



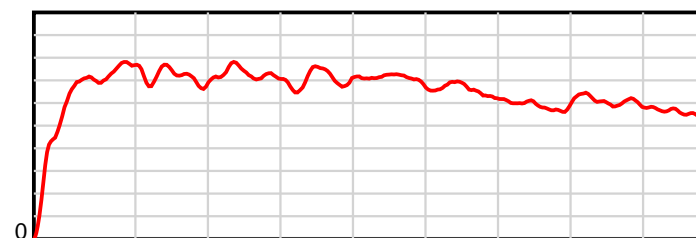
1880 m Finish

20 m/sec Speed



1880 m Finish

100 % Stride efficiency



1880 m Finish

Note: Horizontal distance axis grid lines are 200m furlongs.

## Disclaimer.

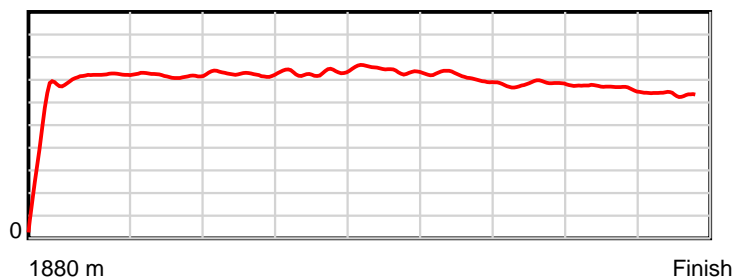
Tasracing Pty Ltd and Thoroughbred Ratings Pty Ltd accepts no responsibility for the completeness or accuracy of any of the information contained herein, and makes no representations about its suitability for any particular purpose. Users should make their own judgements about those matters and/or seek independent advice. You assume all risks associated with use of the data provided on this page.

# Race Results

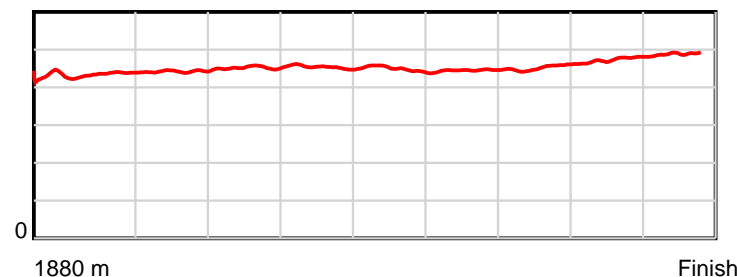
December 26, 2014, Race 8, BM62, Distance 1880m, Spreyton - Offset 0m

Result	TAB no.	Horse (Barrier)	1880 to	1800m to	1600m to	1400m to	1200m to	1000m to	800m to	600m to	400m to	200m to	Total or	Margin
13th	8	Mister Baldock (8)	1800m	1600m	1400m	1200m	1000m	800m	600m	400m	200m	WP	Average	
		Position in running (margin)	-	8(4.4)	9(4.7)	10(7.9)	11(9.5)	11(9.1)	10(5.6)	7(3.9)	12(8.0)	12(12.0)		19.20
		Sectional time (s)	9.14	11.46	12.22	12.39	12.21	11.82	12.45	14.34	14.05	15.05		
		Cumulative time (s)	125.13	115.99	104.53	92.31	79.92	67.71	55.89	43.44	29.11	15.05	2:05.12	
		Speed (m/s)	8.75	17.45	16.37	16.14	16.38	16.92	16.06	13.95	14.23	13.29	15.02	
		Stride length (m)	4.30	7.54	7.22	7.28	7.44	7.63	7.13	6.27	6.69	6.48	6.86	
		Stride duration (s)	0.448	0.432	0.441	0.451	0.454	0.451	0.444	0.449	0.470	0.488	0.457	
		Stride efficiency (%)	28.85	88.90	81.52	82.75	86.48	90.93	79.45	61.40	69.97	65.70	73.51	
		Stride count	18.62	26.52	27.69	27.48	26.88	26.22	28.05	31.91	29.89	30.85	274.11	

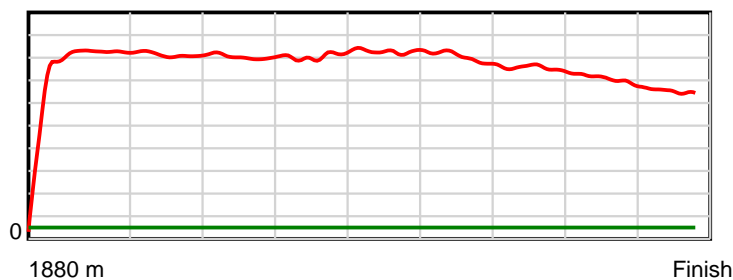
10 m Stride length



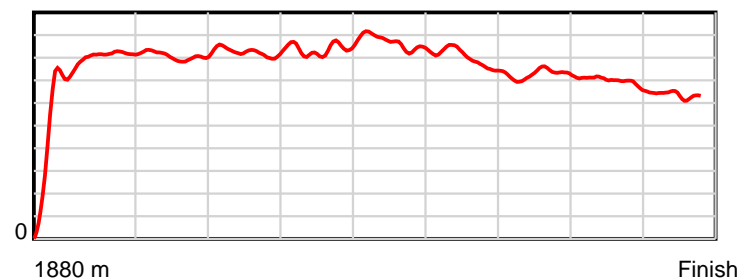
0.6 s Stride duration



20 m/sec Speed



100 % Stride efficiency



Note: Horizontal distance axis grid lines are 200m furlongs.

## Disclaimer.

Tasracing Pty Ltd and Thoroughbred Ratings Pty Ltd accepts no responsibility for the completeness or accuracy of any of the information contained herein, and makes no representations about its suitability for any particular purpose. Users should make their own judgements about those matters and/or seek independent advice. You assume all risks associated with use of the data provided on this page.