



## Race Results

Tasmanian Turf Club, Launceston, December 31, 2014

Compilation date: January 2, 2015, 9:06:21 AM (EST)

Copyright © 2015 Tasracing Pty Ltd. All rights reserved.

### Trademarks.

StrideMASTER is a registered trademark of Thoroughbred Ratings Pty Ltd.

### Disclaimer.

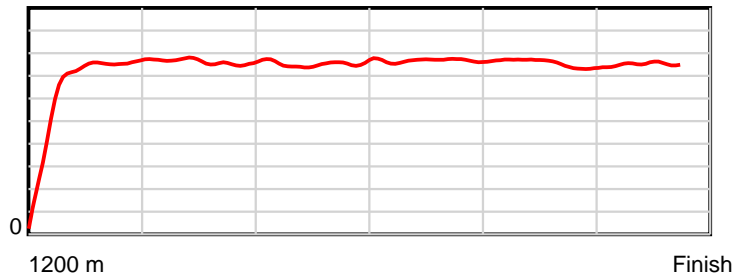
Tasracing Pty Ltd and Thoroughbred Ratings Pty Ltd accepts no responsibility for the completeness or accuracy of any of the information contained herein, and makes no representations about its suitability for any particular purpose. Users should make their own judgements about those matters and/or seek independent advice. You assume all risks associated with use of the data provided on this page.

# Race Results

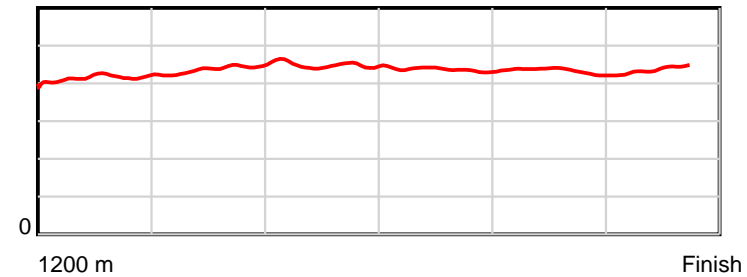
December 31, 2014, Race 1, MDN-SW, Distance 1200m, Mowbray - Offset 4m

Result	TAB no.	Horse (Barrier)	1200 to	1000m to	800m to	600m to	400m to	200m to	Total or	Margin
1st	1	<b>Dream Roller (7)</b>	<b>1000m</b>	<b>800m</b>	<b>600m</b>	<b>400m</b>	<b>200m</b>	<b>WP</b>	<b>Average</b>	
		Position in running (margin)	-	5(0.0)	6(0.0)	7(0.0)	4(0.0)	3(0.0)		0.00
		Sectional time (s)	13.94	11.32	11.96	11.18	11.57	11.71		
		Cumulative time (s)	71.68	57.74	46.42	34.46	23.28	11.71	1:11.68	
		Speed (m/s)	14.35	17.67	16.72	17.89	17.29	17.08	16.74	
		Stride length (m)	6.00	7.64	7.51	7.86	7.52	7.44	7.27	
		Stride duration (s)	0.418	0.433	0.449	0.439	0.435	0.436	0.434	
		Stride efficiency (%)	56.33	91.23	88.15	96.44	88.29	86.57	82.59	
		Stride count	33.31	26.18	26.63	25.46	26.61	26.87	165.06	

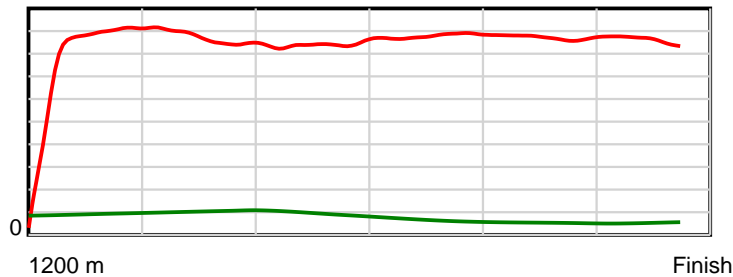
10 m Stride length



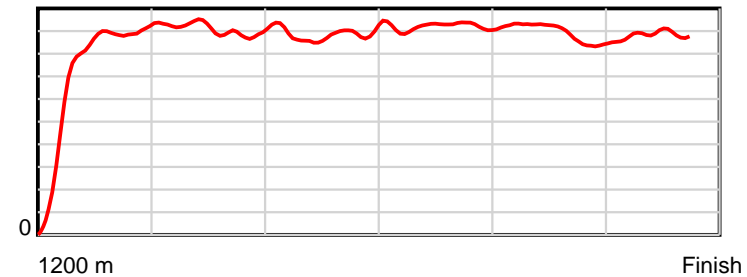
0.6 s Stride duration



20 m/sec Speed



100 % Stride efficiency



Note: Horizontal distance axis grid lines are 200m furlongs.

## Disclaimer.

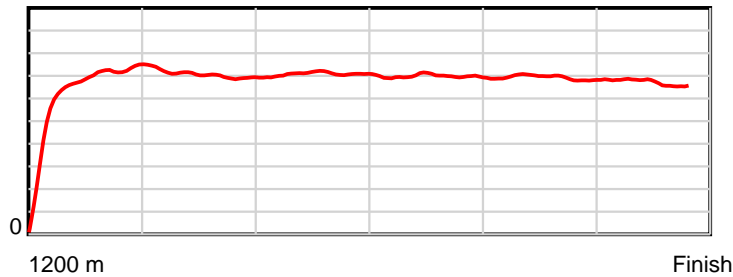
Tasracing Pty Ltd and Thoroughbred Ratings Pty Ltd accepts no responsibility for the completeness or accuracy of any of the information contained herein, and makes no representations about its suitability for any particular purpose. Users should make their own judgements about those matters and/or seek independent advice. You assume all risks associated with use of the data provided on this page.

# Race Results

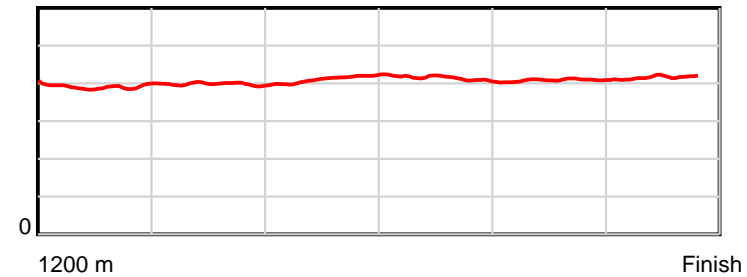
December 31, 2014, Race 1, MDN-SW, Distance 1200m, Mowbray - Offset 4m

Result	TAB no.	Horse (Barrier)	1200 to	1000m to	800m to	600m to	400m to	200m to	Total or	Margin
2nd	6	<b>Helera (14)</b>	<b>1000m</b>	<b>800m</b>	<b>600m</b>	<b>400m</b>	<b>200m</b>	<b>WP</b>	<b>Average</b>	
		Position in running (margin)	-	6(0.0)	5(0.0)	3(0.0)	2(0.0)	2(0.0)		3.30
		Sectional time (s)	14.01	11.07	11.52	11.64	11.62	12.42		
		Cumulative time (s)	72.28	58.27	47.20	35.68	24.04	12.42	1:12.28	
		Speed (m/s)	14.28	18.07	17.36	17.18	17.21	16.10	16.60	
		Stride length (m)	5.70	7.18	7.09	7.15	7.01	6.69	6.76	
		Stride duration (s)	0.399	0.398	0.408	0.416	0.407	0.416	0.407	
		Stride efficiency (%)	50.79	80.66	78.51	79.98	76.82	69.94	71.41	
		Stride count	35.08	27.84	28.22	27.96	28.53	29.89	177.52	

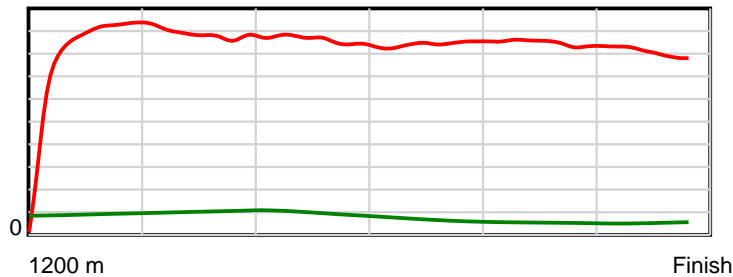
10 m Stride length



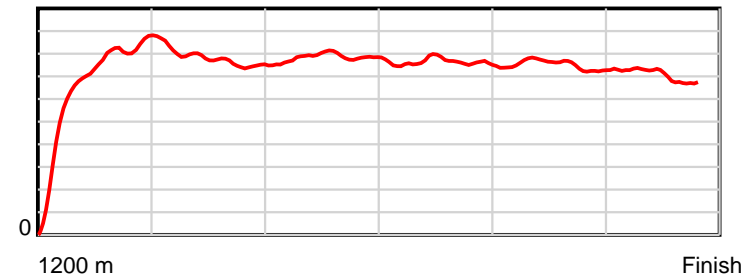
0.6 s Stride duration



20 m/sec Speed



100 % Stride efficiency



Note: Horizontal distance axis grid lines are 200m furlongs.

**Disclaimer.**

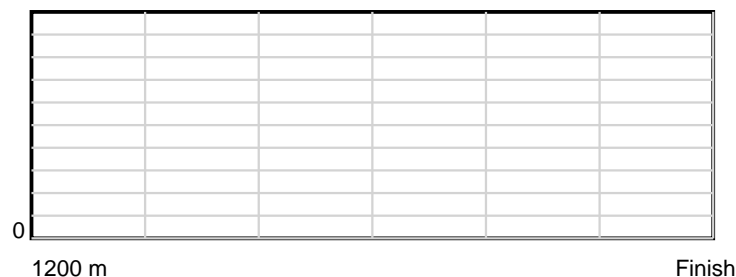
Tasracing Pty Ltd and Thoroughbred Ratings Pty Ltd accepts no responsibility for the completeness or accuracy of any of the information contained herein, and makes no representations about its suitability for any particular purpose. Users should make their own judgements about those matters and/or seek independent advice. You assume all risks associated with use of the data provided on this page.

# Race Results


December 31, 2014, Race 1, MDN-SW, Distance 1200m, Mowbray - Offset 4m

Result	TAB no.	Horse (Barrier)	1200 to	1000m to	800m to	600m to	400m to	200m to	Total or	Margin
3rd	7	<b>Ocean Star (9)</b>	<b>WP</b>	<b>Average</b>						
		Position in running (margin)		3.80						
		Sectional time (s)								
		Cumulative time (s)	1:12.37							
		Speed (m/s)	16.58							
		Stride length (m)	nan							
		Stride duration (s)	nan							
		Stride efficiency (%)	nan							
		Stride count	0.00							

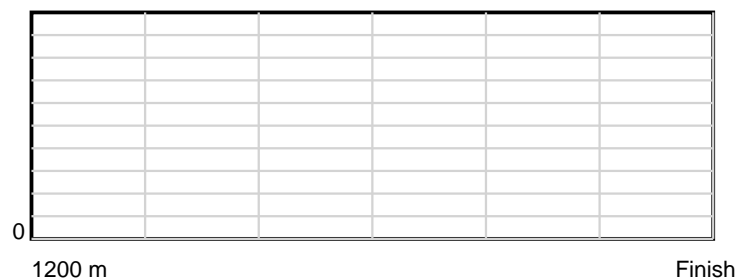
10 m Stride length



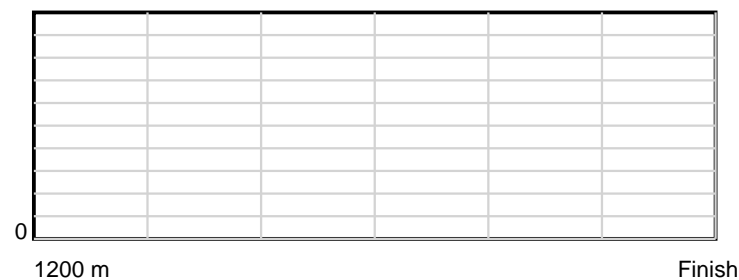
0.6 s Stride duration



20 m/sec Speed



100 % Stride efficiency



Note: Horizontal distance axis grid lines are 200m furlongs.

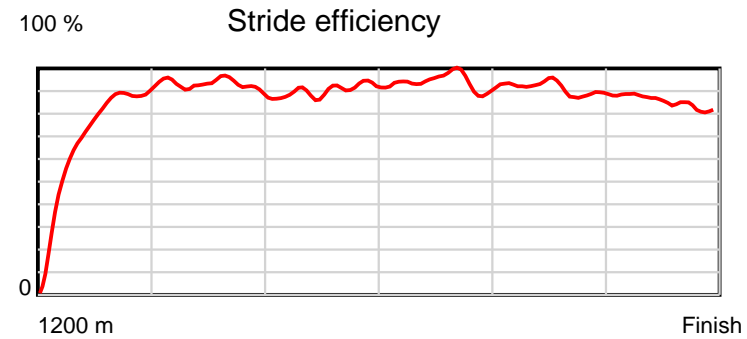
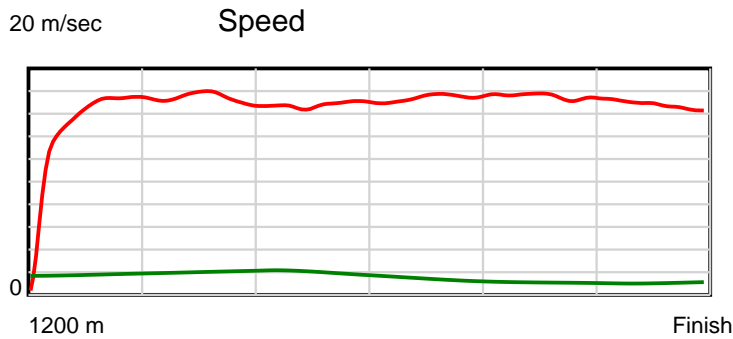
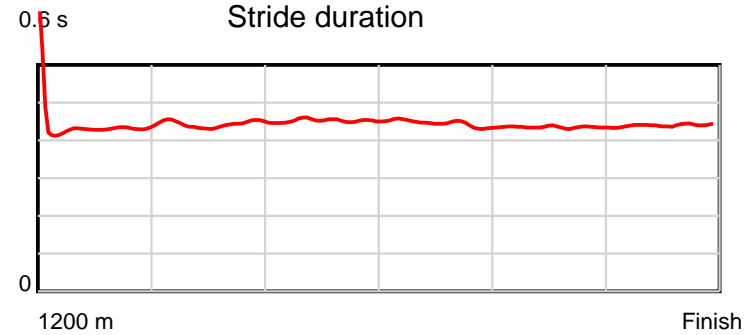
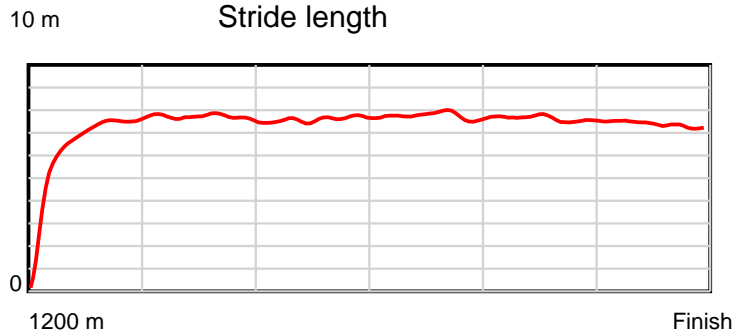
**Disclaimer.**

Tasracing Pty Ltd and Thoroughbred Ratings Pty Ltd accepts no responsibility for the completeness or accuracy of any of the information contained herein, and makes no representations about its suitability for any particular purpose. Users should make their own judgements about those matters and/or seek independent advice. You assume all risks associated with use of the data provided on this page.

# Race Results

December 31, 2014, Race 1, MDN-SW, Distance 1200m, Mowbray - Offset 4m

Result	TAB no.	Horse (Barrier)	1200 to	1000m to	800m to	600m to	400m to	200m to	Total or	Margin
4th	4	<b>Simdav (10)</b>	<b>1000m</b>	<b>800m</b>	<b>600m</b>	<b>400m</b>	<b>200m</b>	<b>WP</b>	<b>Average</b>	
		Position in running (margin)	-	8(0.0)	9(0.0)	8(0.0)	8(0.0)	7(0.0)		3.90
		Sectional time (s)	14.17	11.47	11.87	11.30	11.65	11.93		
		Cumulative time (s)	72.39	58.22	46.75	34.88	23.58	11.93	1:12.39	
		Speed (m/s)	14.12	17.44	16.85	17.70	17.17	16.76	16.58	
		Stride length (m)	6.33	7.73	7.62	7.86	7.46	7.37	7.36	
		Stride duration (s)	0.450	0.443	0.452	0.444	0.435	0.440	0.444	
		Stride efficiency (%)	62.64	93.41	90.75	96.66	87.04	84.96	84.64	
		Stride count	31.59	25.87	26.24	25.43	26.80	27.12	163.05	



Note: Horizontal distance axis grid lines are 200m furlongs.

#### Disclaimer.

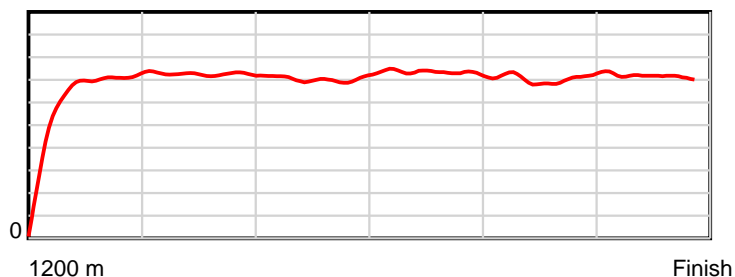
Tasracing Pty Ltd and Thoroughbred Ratings Pty Ltd accepts no responsibility for the completeness or accuracy of any of the information contained herein, and makes no representations about its suitability for any particular purpose. Users should make their own judgements about those matters and/or seek independent advice. You assume all risks associated with use of the data provided on this page.

# Race Results

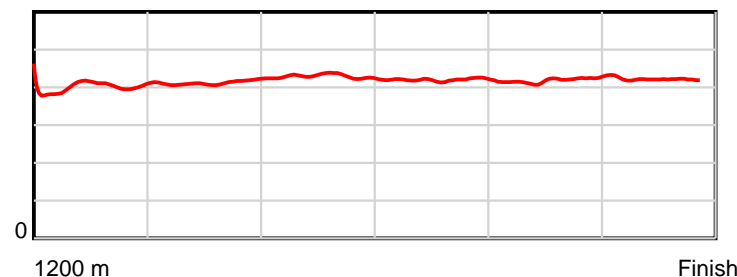
December 31, 2014, Race 1, MDN-SW, Distance 1200m, Mowbray - Offset 4m

Result	TAB no.	Horse (Barrier)	1200 to	1000m to	800m to	600m to	400m to	200m to	Total or	Margin
5th	16	Just Run (11)	1000m	800m	600m	400m	200m	WP	Average	
		Position in running (margin)	-	9(0.0)	7(0.0)	9(0.0)	9(0.0)	10(0.0)		4.40
		Sectional time (s)	14.22	11.19	12.05	11.25	11.96	11.80		
		Cumulative time (s)	72.48	58.26	47.07	35.02	23.77	11.80	1:12.48	
		Speed (m/s)	14.07	17.87	16.60	17.78	16.72	16.95	16.56	
		Stride length (m)	5.71	7.36	7.13	7.47	6.97	7.15	6.91	
		Stride duration (s)	0.406	0.412	0.429	0.420	0.417	0.422	0.417	
		Stride efficiency (%)	50.92	84.62	79.33	87.20	76.00	79.83	74.56	
		Stride count	35.04	27.18	28.07	26.77	28.68	27.98	173.72	

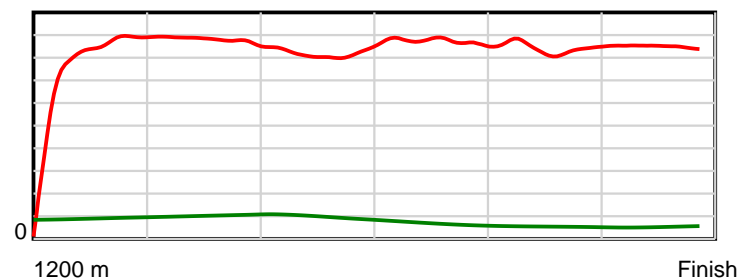
10 m Stride length



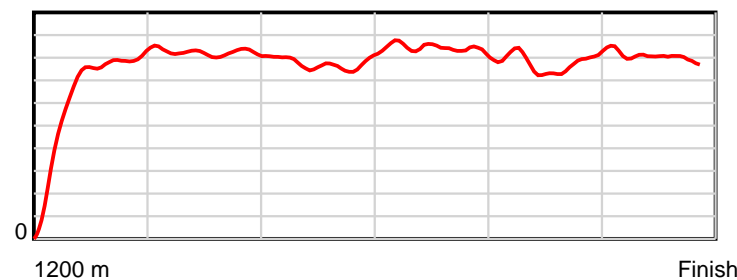
0.6 s Stride duration



20 m/sec Speed



100 % Stride efficiency



Note: Horizontal distance axis grid lines are 200m furlongs.

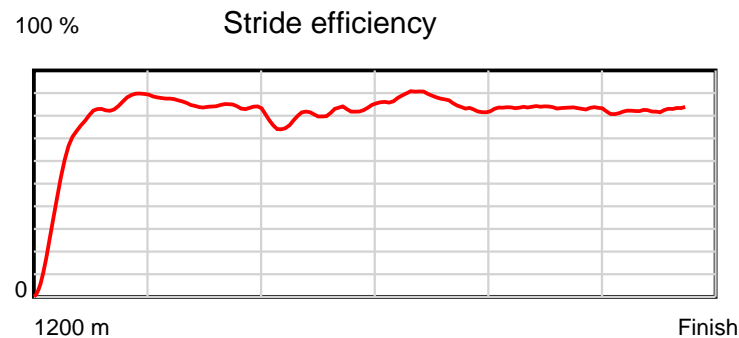
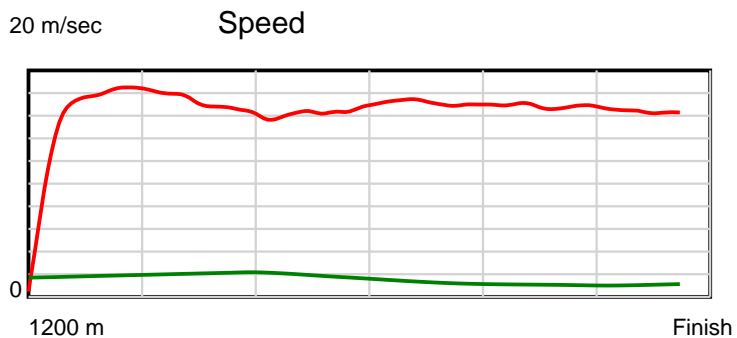
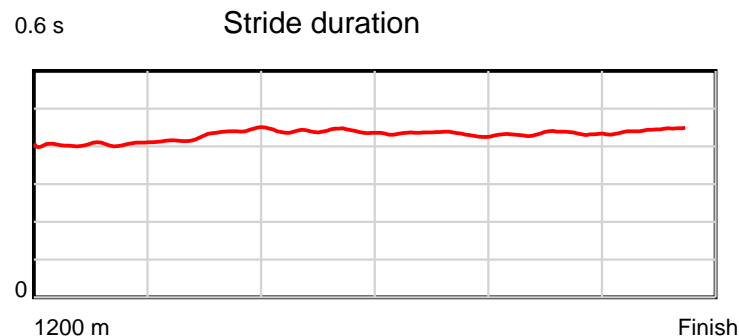
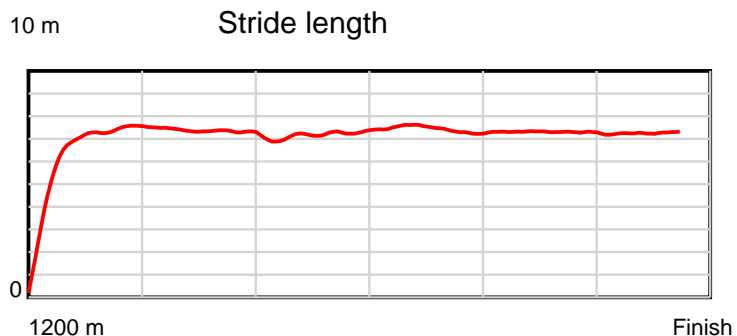
## Disclaimer.

Tasracing Pty Ltd and Thoroughbred Ratings Pty Ltd accepts no responsibility for the completeness or accuracy of any of the information contained herein, and makes no representations about its suitability for any particular purpose. Users should make their own judgements about those matters and/or seek independent advice. You assume all risks associated with use of the data provided on this page.

# Race Results

December 31, 2014, Race 1, MDN-SW, Distance 1200m, Mowbray - Offset 4m

Result	TAB no.	Horse (Barrier)	1200 to	1000m to	800m to	600m to	400m to	200m to	Total or	Margin
6th	10	Count My Bless... (3)	1000m	800m	600m	400m	200m	WP	Average	
		Position in running (margin)	-	3(0.0)	2(0.0)	5(0.0)	6(0.0)	6(0.0)		5.70
		Sectional time (s)	13.98	11.07	12.24	11.55	11.74	12.13		
		Cumulative time (s)	72.72	58.74	47.67	35.42	23.87	12.13	1:12.72	
		Speed (m/s)	14.31	18.07	16.34	17.32	17.04	16.49	16.50	
		Stride length (m)	5.79	7.66	7.23	7.53	7.34	7.27	7.08	
		Stride duration (s)	0.404	0.424	0.443	0.435	0.431	0.441	0.429	
		Stride efficiency (%)	52.44	91.57	81.74	88.70	84.18	82.57	78.22	
		Stride count	34.52	26.13	27.65	26.55	27.25	27.51	169.61	



Note: Horizontal distance axis grid lines are 200m furlongs.

## Disclaimer.

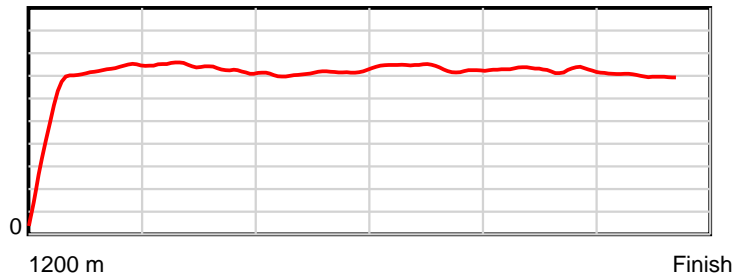
Tasracing Pty Ltd and Thoroughbred Ratings Pty Ltd accepts no responsibility for the completeness or accuracy of any of the information contained herein, and makes no representations about its suitability for any particular purpose. Users should make their own judgements about those matters and/or seek independent advice. You assume all risks associated with use of the data provided on this page.

# Race Results

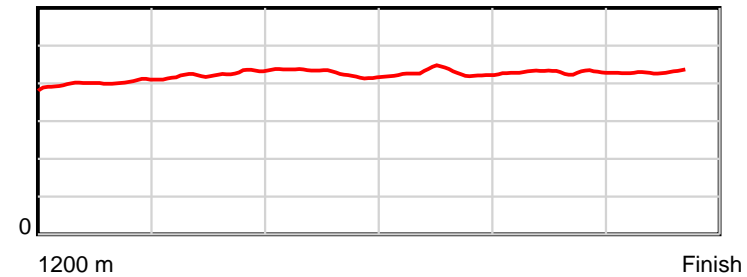
December 31, 2014, Race 1, MDN-SW, Distance 1200m, Mowbray - Offset 4m

Result	TAB no.	Horse (Barrier)	1200 to	1000m to	800m to	600m to	400m to	200m to	Total or	Margin
7th	14	Majestic Milly (6)	1000m	800m	600m	400m	200m	WP	Average	
		Position in running (margin)	-	4(0.0)	4(0.0)	4(0.0)	5(0.0)	5(0.0)		6.20
		Sectional time (s)	14.23	11.09	12.03	11.37	11.78	12.32		
		Cumulative time (s)	72.81	58.58	47.49	35.46	24.09	12.32	1:12.81	
		Speed (m/s)	14.06	18.03	16.63	17.59	16.98	16.23	16.48	
		Stride length (m)	5.75	7.56	7.18	7.48	7.25	6.99	6.98	
		Stride duration (s)	0.400	0.419	0.432	0.425	0.427	0.430	0.423	
		Stride efficiency (%)	51.66	89.29	80.56	87.43	82.23	76.26	76.04	
		Stride count	34.78	26.46	27.85	26.74	27.57	28.63	172.03	

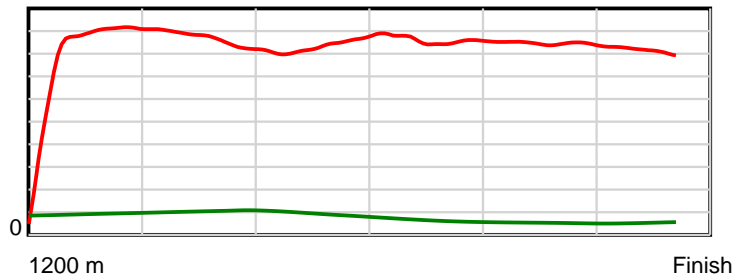
10 m Stride length



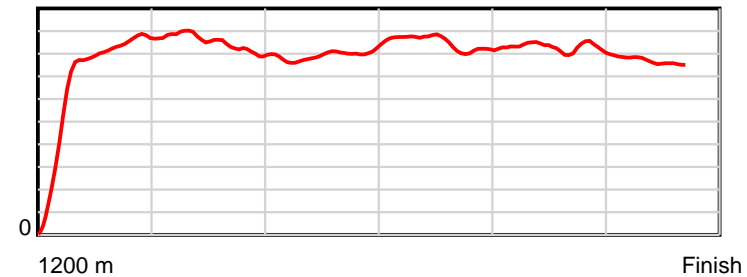
0.6 s Stride duration



20 m/sec Speed



100 % Stride efficiency



Note: Horizontal distance axis grid lines are 200m furlongs.

## Disclaimer.

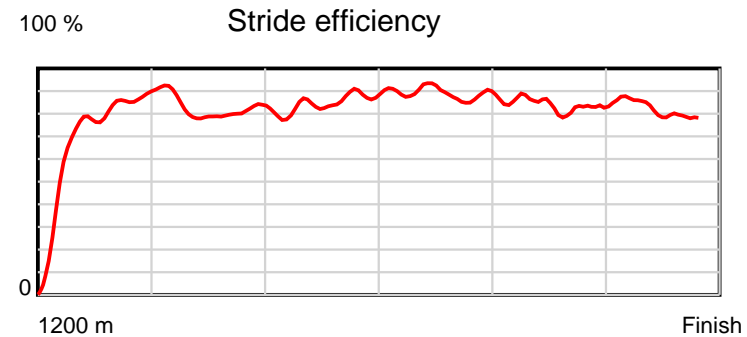
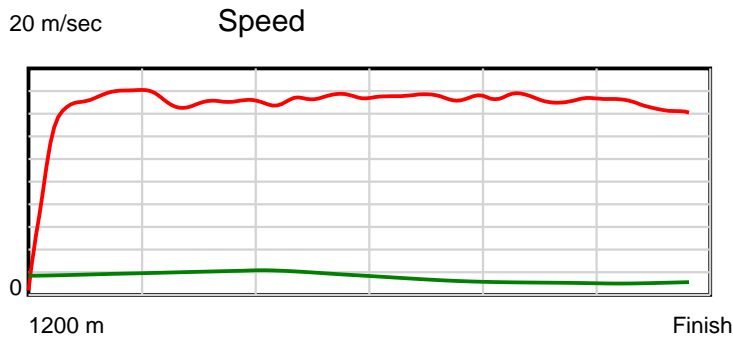
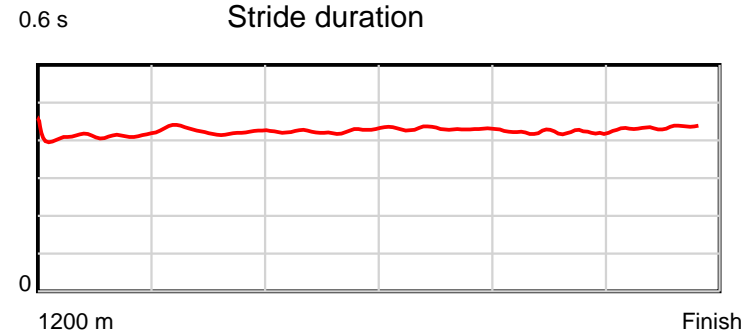
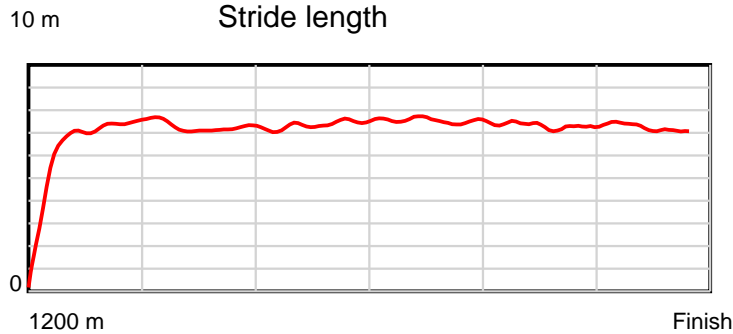
Tasracing Pty Ltd and Thoroughbred Ratings Pty Ltd accepts no responsibility for the completeness or accuracy of any of the information contained herein, and makes no representations about its suitability for any particular purpose. Users should make their own judgements about those matters and/or seek independent advice. You assume all risks associated with use of the data provided on this page.



# Race Results

December 31, 2014, Race 1, MDN-SW, Distance 1200m, Mowbray - Offset 4m

Result	TAB no.	Horse (Barrier)	1200 to	1000m to	800m to	600m to	400m to	200m to	Total or	Margin
8th	15	<b>Chelsarli (12)</b>	<b>1000m</b>	<b>800m</b>	<b>600m</b>	<b>400m</b>	<b>200m</b>	<b>WP</b>	<b>Average</b>	
		Position in running (margin)	-	12(0.0)	13(0.0)	13(0.0)	13(0.0)	8(0.0)		6.30
		Sectional time (s)	14.73	11.48	11.62	11.30	11.58	12.13		
		Cumulative time (s)	72.83	58.10	46.62	35.01	23.71	12.13	1:12.82	
		Speed (m/s)	13.58	17.42	17.21	17.70	17.27	16.49	16.48	
		Stride length (m)	5.47	7.41	7.28	7.63	7.30	7.12	6.95	
		Stride duration (s)	0.406	0.425	0.423	0.431	0.423	0.432	0.422	
		Stride efficiency (%)	46.77	85.75	82.88	90.91	83.27	79.19	75.42	
		Stride count	36.56	27.00	27.46	26.22	27.40	28.09	172.73	



Note: Horizontal distance axis grid lines are 200m furlongs.

**Disclaimer.**

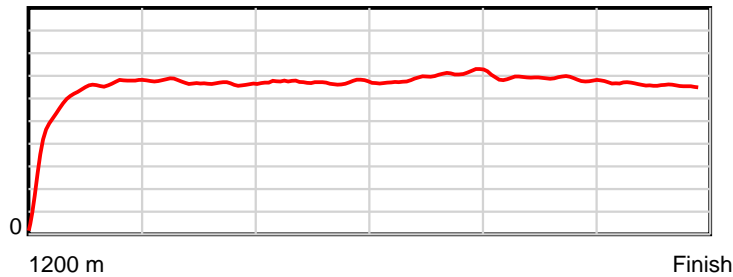
Tasracing Pty Ltd and Thoroughbred Ratings Pty Ltd accepts no responsibility for the completeness or accuracy of any of the information contained herein, and makes no representations about its suitability for any particular purpose. Users should make their own judgements about those matters and/or seek independent advice. You assume all risks associated with use of the data provided on this page.

# Race Results

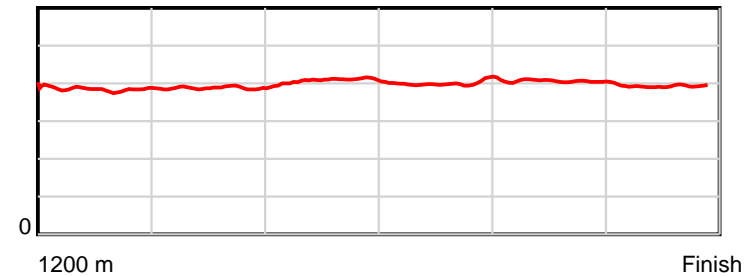
December 31, 2014, Race 1, MDN-SW, Distance 1200m, Mowbray - Offset 4m

Result	TAB no.	Horse (Barrier)	1200 to	1000m to	800m to	600m to	400m to	200m to	Total or	Margin
9th	12	Just Another F... (1)	1000m	800m	600m	400m	200m	WP	Average	
		Position in running (margin)	-	11(0.0)	11(0.0)	12(0.0)	11(0.0)	11(0.0)		6.60
		Sectional time (s)	14.53	11.40	11.88	11.26	11.91	11.90		
		Cumulative time (s)	72.88	58.35	46.96	35.08	23.81	11.90	1:12.87	
		Speed (m/s)	13.76	17.54	16.84	17.76	16.79	16.81	16.46	
		Stride length (m)	5.36	6.79	6.85	7.07	6.83	6.61	6.53	
		Stride duration (s)	0.381	0.387	0.407	0.398	0.407	0.393	0.397	
		Stride efficiency (%)	44.93	72.01	73.25	78.13	72.88	68.34	66.62	
		Stride count	37.30	29.46	29.21	28.28	29.29	30.24	183.78	

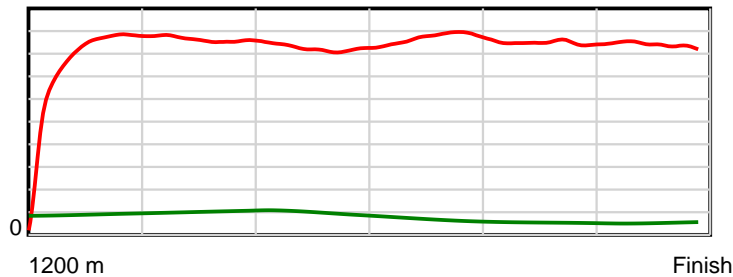
10 m Stride length



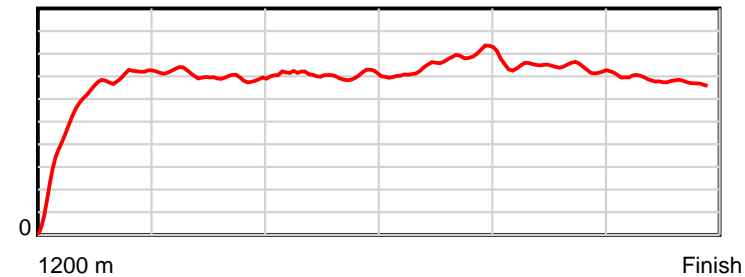
0.6 s Stride duration



20 m/sec Speed



100 % Stride efficiency



Note: Horizontal distance axis grid lines are 200m furlongs.

## Disclaimer.

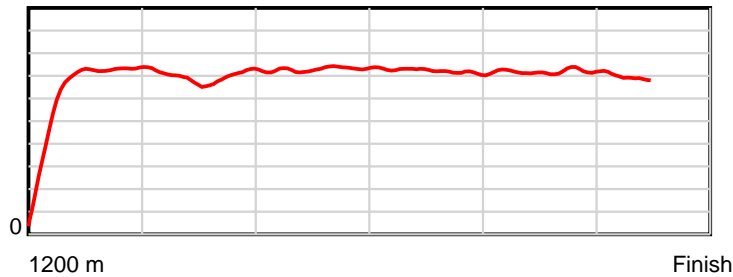
Tasracing Pty Ltd and Thoroughbred Ratings Pty Ltd accepts no responsibility for the completeness or accuracy of any of the information contained herein, and makes no representations about its suitability for any particular purpose. Users should make their own judgements about those matters and/or seek independent advice. You assume all risks associated with use of the data provided on this page.

# Race Results

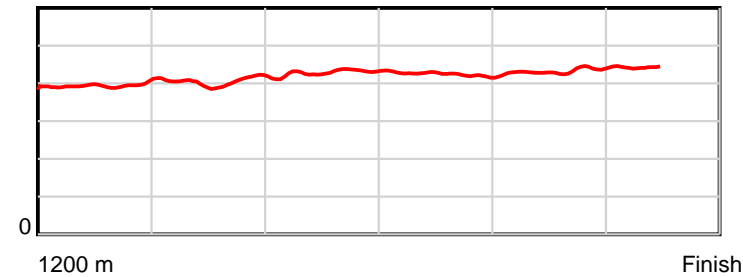
December 31, 2014, Race 1, MDN-SW, Distance 1200m, Mowbray - Offset 4m

Result	TAB no.	Horse (Barrier)	1200 to	1000m to	800m to	600m to	400m to	200m to	Total or	Margin
10th	3	<b>Paleface Prest... (8)</b>	<b>1000m</b>	<b>800m</b>	<b>600m</b>	<b>400m</b>	<b>200m</b>	<b>WP</b>	<b>Average</b>	
		Position in running (margin)	-	14(0.0)	12(0.0)	2(0.0)	3(0.0)	4(0.0)		7.10
		Sectional time (s)	16.41	9.81	10.58	11.76	11.90	12.53		
		Cumulative time (s)	72.98	56.57	46.76	36.18	24.42	12.53	1:12.98	
		Speed (m/s)	12.19	20.39	18.90	17.01	16.81	15.96	16.44	
		Stride length (m)	5.59	8.15	7.92	7.31	7.15	7.01	7.08	
		Stride duration (s)	0.448	0.400	0.419	0.430	0.425	0.439	0.431	
		Stride efficiency (%)	48.87	103.82	97.90	83.57	79.82	76.85	78.40	
		Stride count	35.76	24.54	25.27	27.35	27.98	28.52	169.42	

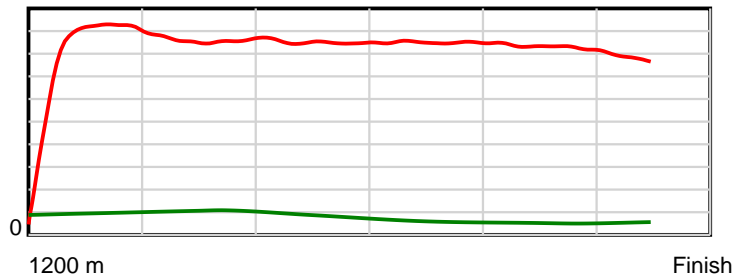
10 m Stride length



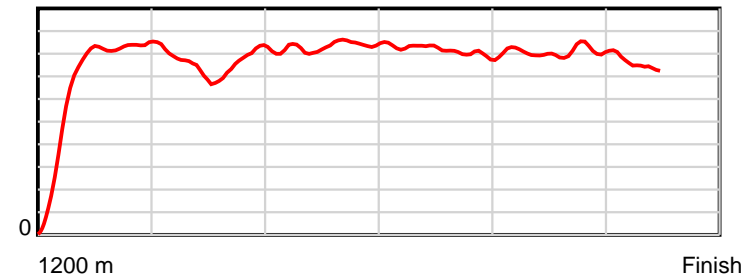
0.6 s Stride duration



20 m/sec Speed



100 % Stride efficiency



Note: Horizontal distance axis grid lines are 200m furlongs.

## Disclaimer.

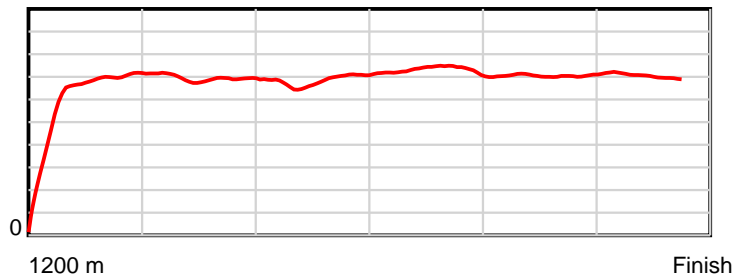
Tasracing Pty Ltd and Thoroughbred Ratings Pty Ltd accepts no responsibility for the completeness or accuracy of any of the information contained herein, and makes no representations about its suitability for any particular purpose. Users should make their own judgements about those matters and/or seek independent advice. You assume all risks associated with use of the data provided on this page.

# Race Results

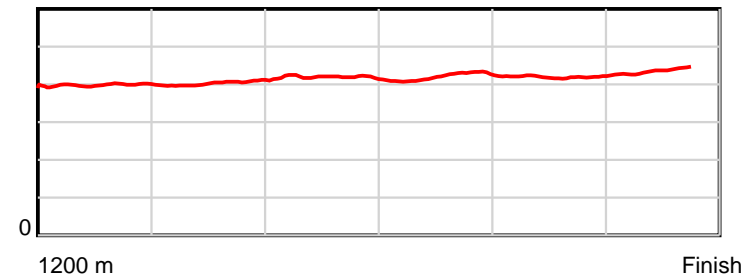
December 31, 2014, Race 1, MDN-SW, Distance 1200m, Mowbray - Offset 4m

Result	TAB no.	Horse (Barrier)	1200 to	1000m to	800m to	600m to	400m to	200m to	Total or	Margin
11th	17	The Daily Show (2)	1000m	800m	600m	400m	200m	WP	Average	
		Position in running (margin)	-	7(0.0)	8(0.0)	10(0.0)	10(0.0)	9(0.0)		8.60
		Sectional time (s)	14.20	11.36	12.10	11.21	11.90	12.47		
		Cumulative time (s)	73.25	59.05	47.69	35.59	24.38	12.47	1:13.25	
		Speed (m/s)	14.08	17.61	16.53	17.84	16.81	16.04	16.38	
		Stride length (m)	5.62	7.06	6.90	7.44	7.08	6.96	6.79	
		Stride duration (s)	0.394	0.401	0.417	0.417	0.421	0.434	0.414	
		Stride efficiency (%)	49.32	77.96	74.30	86.48	78.33	75.65	71.99	
		Stride count	35.60	28.32	29.00	26.88	28.25	28.75	176.80	

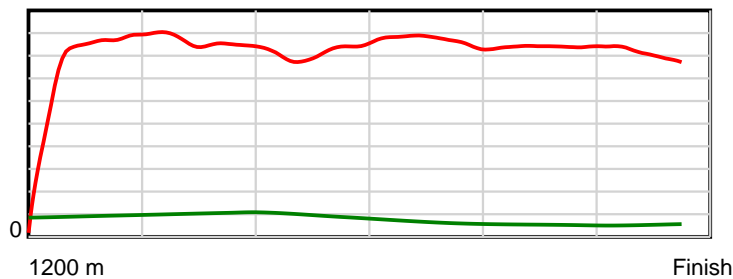
10 m Stride length



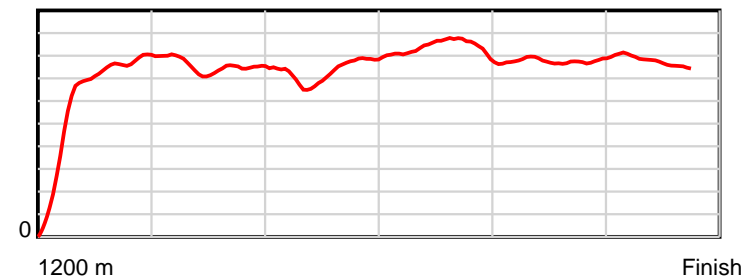
0.6 s Stride duration



20 m/sec Speed



100 % Stride efficiency



Note: Horizontal distance axis grid lines are 200m furlongs.

## Disclaimer.

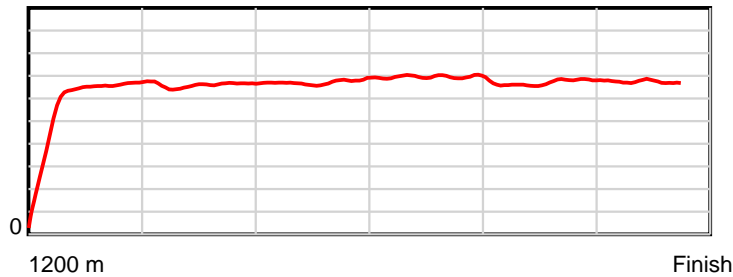
Tasracing Pty Ltd and Thoroughbred Ratings Pty Ltd accepts no responsibility for the completeness or accuracy of any of the information contained herein, and makes no representations about its suitability for any particular purpose. Users should make their own judgements about those matters and/or seek independent advice. You assume all risks associated with use of the data provided on this page.

# Race Results

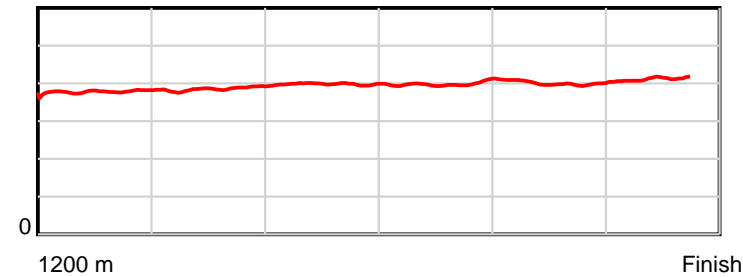
December 31, 2014, Race 1, MDN-SW, Distance 1200m, Mowbray - Offset 4m

Result	TAB no.	Horse (Barrier)	1200 to	1000m to	800m to	600m to	400m to	200m to	Total or	Margin
12th	2	<b>Our Al Beezee (13)</b>	<b>1000m</b>	<b>800m</b>	<b>600m</b>	<b>400m</b>	<b>200m</b>	<b>WP</b>	<b>Average</b>	
		Position in running (margin)	-	10(0.0)	10(0.0)	11(0.0)	12(0.0)	12(0.0)		10.10
		Sectional time (s)	14.54	11.41	11.91	11.31	12.18	12.19		
		Cumulative time (s)	73.54	59.00	47.60	35.69	24.37	12.19	1:13.54	
		Speed (m/s)	13.76	17.53	16.79	17.68	16.42	16.41	16.32	
		Stride length (m)	5.23	6.72	6.66	6.99	6.59	6.72	6.43	
		Stride duration (s)	0.373	0.383	0.397	0.395	0.402	0.409	0.394	
		Stride efficiency (%)	42.70	70.52	69.41	76.36	67.91	70.54	64.51	
		Stride count	38.26	29.77	30.01	28.61	30.34	29.77	186.76	

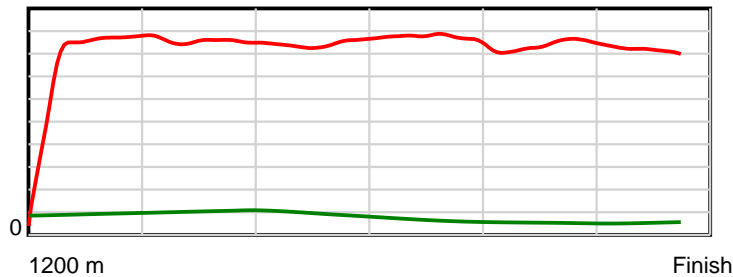
10 m Stride length



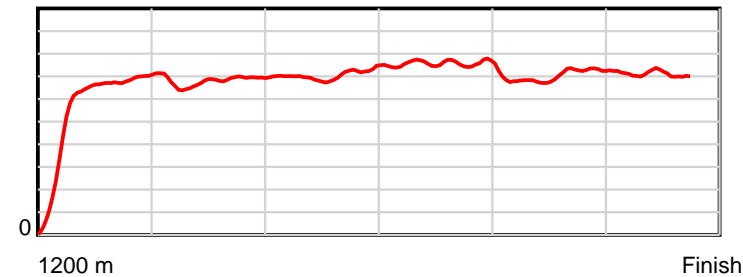
0.6 s Stride duration



20 m/sec Speed



100 % Stride efficiency



Note: Horizontal distance axis grid lines are 200m furlongs.

**Disclaimer.**

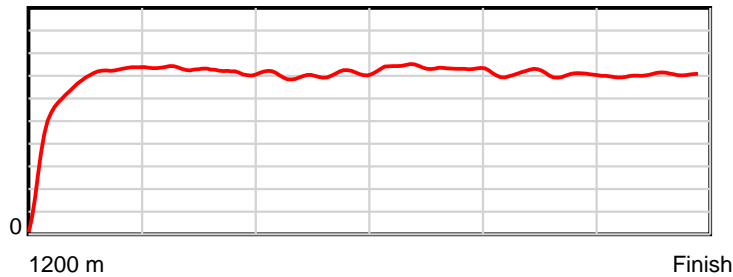
Tasracing Pty Ltd and Thoroughbred Ratings Pty Ltd accepts no responsibility for the completeness or accuracy of any of the information contained herein, and makes no representations about its suitability for any particular purpose. Users should make their own judgements about those matters and/or seek independent advice. You assume all risks associated with use of the data provided on this page.

# Race Results

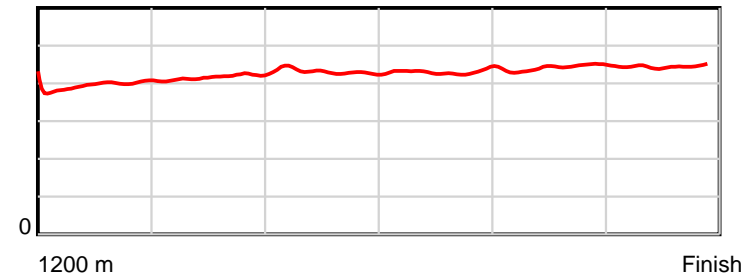
December 31, 2014, Race 1, MDN-SW, Distance 1200m, Mowbray - Offset 4m

Result	TAB no.	Horse (Barrier)	1200 to	1000m to	800m to	600m to	400m to	200m to	Total or	Margin
13th	5	Down to the Wi... (4)	1000m	800m	600m	400m	200m	WP	Average	
		Position in running (margin)	-	2(0.0)	3(0.0)	6(0.0)	7(0.0)	13(0.0)		14.60
		Sectional time (s)	14.01	11.22	12.28	11.48	12.64	12.77		
		Cumulative time (s)	74.40	60.39	49.17	36.88	25.41	12.77	1:14.40	
		Speed (m/s)	14.28	17.83	16.29	17.42	15.82	15.66	16.13	
		Stride length (m)	5.77	7.40	7.03	7.47	7.00	6.98	6.89	
		Stride duration (s)	0.397	0.415	0.432	0.429	0.442	0.446	0.427	
		Stride efficiency (%)	52.00	85.55	77.17	87.23	76.56	76.13	74.20	
		Stride count	34.67	27.03	28.46	26.77	28.57	28.65	174.15	

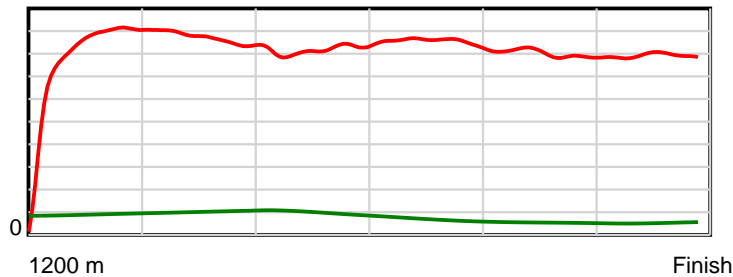
10 m Stride length



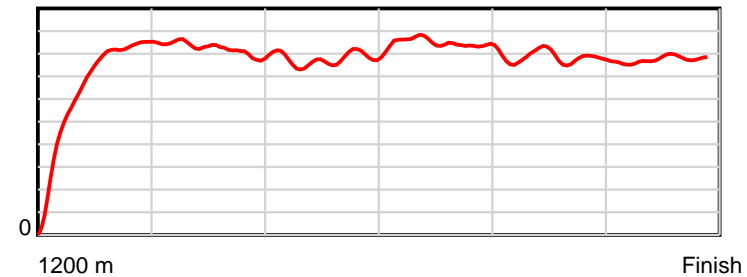
0.6 s Stride duration



20 m/sec Speed



100 % Stride efficiency



Note: Horizontal distance axis grid lines are 200m furlongs.

## Disclaimer.

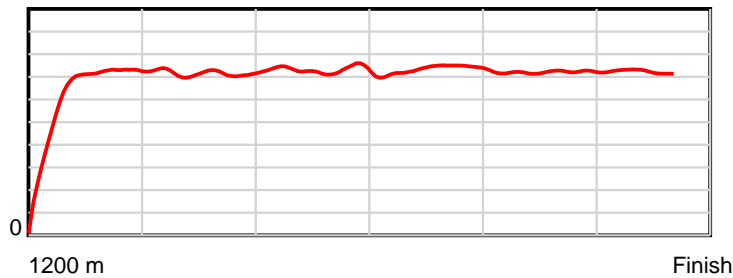
Tasracing Pty Ltd and Thoroughbred Ratings Pty Ltd accepts no responsibility for the completeness or accuracy of any of the information contained herein, and makes no representations about its suitability for any particular purpose. Users should make their own judgements about those matters and/or seek independent advice. You assume all risks associated with use of the data provided on this page.

# Race Results

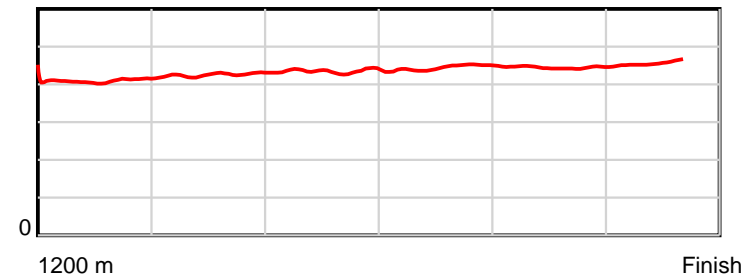
December 31, 2014, Race 1, MDN-SW, Distance 1200m, Mowbray - Offset 4m

Result	TAB no.	Horse (Barrier)	1200 to	1000m to	800m to	600m to	400m to	200m to	Total or	Margin
14th	9	<b>Bourne At Sea (5)</b>	<b>1000m</b>	<b>800m</b>	<b>600m</b>	<b>400m</b>	<b>200m</b>	<b>WP</b>	<b>Average</b>	
		Position in running (margin)	-	13(0.0)	14(0.0)	14(0.0)	14(0.0)	14(0.0)		17.60
		Sectional time (s)	15.02	11.38	11.79	11.80	12.34	12.64		
		Cumulative time (s)	74.98	59.96	48.57	36.78	24.98	12.64	1:14.98	
		Speed (m/s)	13.32	17.57	16.96	16.95	16.21	15.82	16.00	
		Stride length (m)	5.54	7.41	7.34	7.48	7.23	7.19	6.95	
		Stride duration (s)	0.409	0.422	0.433	0.441	0.446	0.455	0.435	
		Stride efficiency (%)	47.98	85.89	84.18	87.35	81.68	80.78	75.58	
		Stride count	36.09	26.98	27.25	26.75	27.66	27.82	172.55	

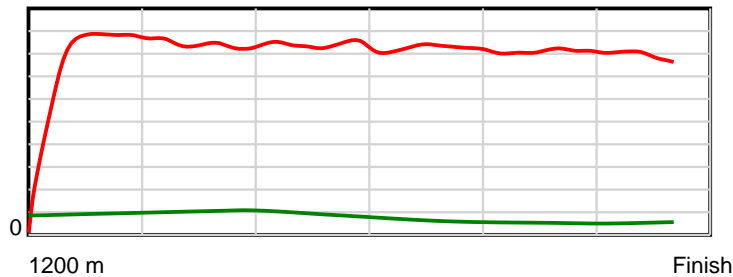
10 m Stride length



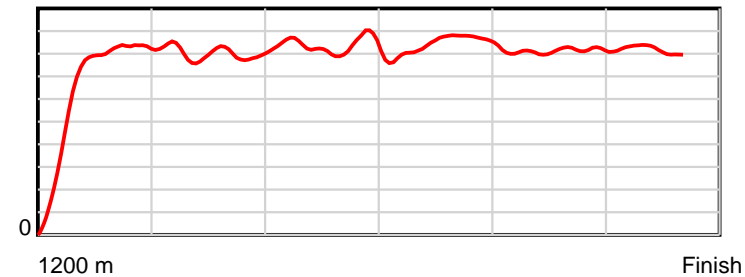
0.6 s Stride duration



20 m/sec Speed



100 % Stride efficiency



Note: Horizontal distance axis grid lines are 200m furlongs.

## Disclaimer.

Tasracing Pty Ltd and Thoroughbred Ratings Pty Ltd accepts no responsibility for the completeness or accuracy of any of the information contained herein, and makes no representations about its suitability for any particular purpose. Users should make their own judgements about those matters and/or seek independent advice. You assume all risks associated with use of the data provided on this page.