



Race Results

Tasmanian Turf Club, Launceston, December 31, 2014

Compilation date: January 2, 2015, 9:07:34 AM (EST)

Copyright © 2015 Tasracing Pty Ltd. All rights reserved.

Trademarks.

StrideMASTER is a registered trademark of Thoroughbred Ratings Pty Ltd.

Disclaimer.

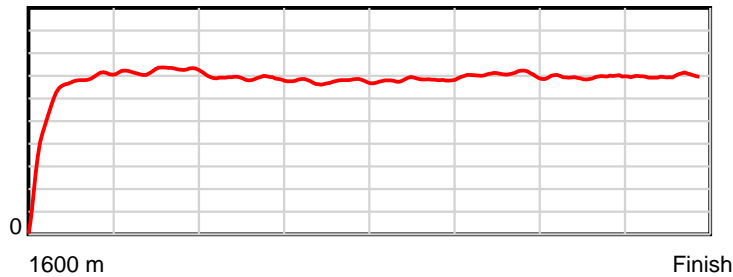
Tasracing Pty Ltd and Thoroughbred Ratings Pty Ltd accepts no responsibility for the completeness or accuracy of any of the information contained herein, and makes no representations about its suitability for any particular purpose. Users should make their own judgements about those matters and/or seek independent advice. You assume all risks associated with use of the data provided on this page.

Race Results

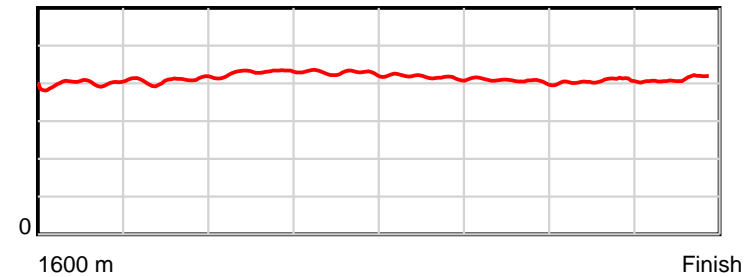
December 31, 2014, Race 2, MDN-SW, Distance 1600m, Mowbray - Offset 4m

Result	TAB no.	Horse (Barrier)	1600 to	1400m to	1200m to	1000m to	800m to	600m to	400m to	200m to	Total or	Margin
1st	11	Aim for the Mo... (9)	1400m	1200m	1000m	800m	600m	400m	200m	WP	Average	
		Position in running (margin)	-	2(0.2)	2(0.6)	3(1.3)	2(1.4)	2(1.4)	2(0.4)	1(0.0)		0.00
		Sectional time (s)	14.48	11.09	12.40	12.48	12.31	11.37	11.72	11.78		
		Cumulative time (s)	97.64	83.16	72.07	59.67	47.19	34.87	23.50	11.78	1:37.64	
		Speed (m/s)	13.81	18.03	16.13	16.03	16.25	17.59	17.06	16.98	16.39	
		Stride length (m)	5.43	7.37	6.90	6.88	6.77	7.18	6.89	6.97	6.75	
		Stride duration (s)	0.393	0.409	0.428	0.429	0.417	0.408	0.404	0.410	0.412	
		Stride efficiency (%)	46.09	84.88	74.42	73.90	71.66	80.64	74.29	75.85	71.15	
		Stride count	36.83	27.14	28.98	29.08	29.53	27.84	29.01	28.71	237.12	

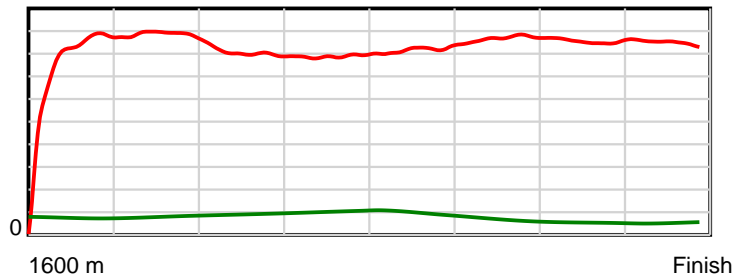
10 m Stride length



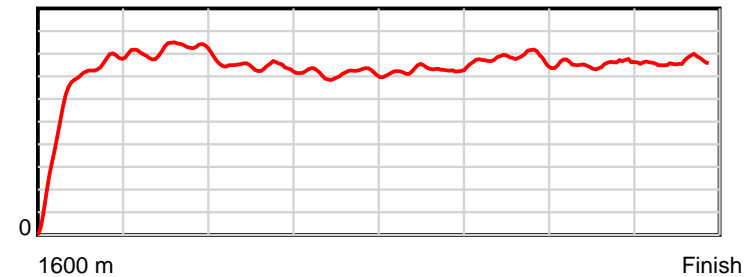
0.6 s Stride duration



20 m/sec Speed



100 % Stride efficiency



Note: Horizontal distance axis grid lines are 200m furlongs.

Disclaimer.

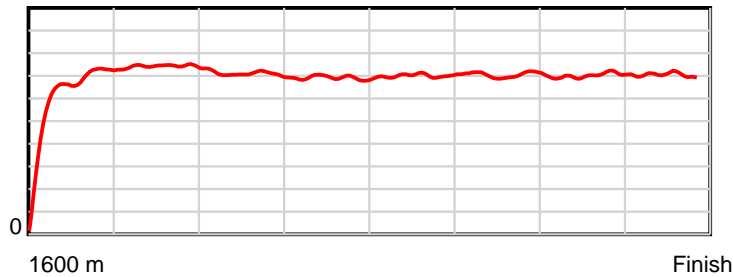
Tasracing Pty Ltd and Thoroughbred Ratings Pty Ltd accepts no responsibility for the completeness or accuracy of any of the information contained herein, and makes no representations about its suitability for any particular purpose. Users should make their own judgements about those matters and/or seek independent advice. You assume all risks associated with use of the data provided on this page.

Race Results

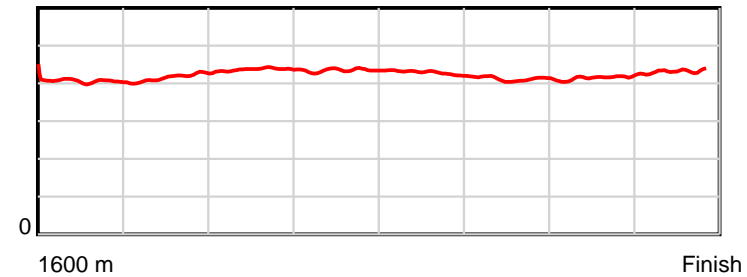
December 31, 2014, Race 2, MDN-SW, Distance 1600m, Mowbray - Offset 4m

Result	TAB no.	Horse (Barrier)	1600 to	1400m to	1200m to	1000m to	800m to	600m to	400m to	200m to	Total or	Margin
2nd	9	Eternal Dream (5)	1400m	1200m	1000m	800m	600m	400m	200m	WP	Average	
		Position in running (margin)	-	1(0.0)	1(0.0)	1(0.0)	1(0.0)	1(0.0)	1(0.0)	2(0.2)		2.00
		Sectional time (s)	14.26	11.02	12.29	12.46	12.31	11.54	11.82	12.32		
		Cumulative time (s)	98.01	83.75	72.73	60.45	47.99	35.68	24.14	12.32	1:38.01	
		Speed (m/s)	14.03	18.15	16.27	16.05	16.25	17.33	16.92	16.23	16.33	
		Stride length (m)	5.74	7.51	7.10	6.97	6.98	7.14	6.99	7.01	6.89	
		Stride duration (s)	0.420	0.414	0.436	0.434	0.430	0.412	0.413	0.432	0.422	
		Stride efficiency (%)	51.42	88.22	78.69	75.99	76.19	79.62	76.45	76.77	74.24	
		Stride count	34.87	26.62	28.18	28.68	28.64	28.02	28.59	28.53	232.13	

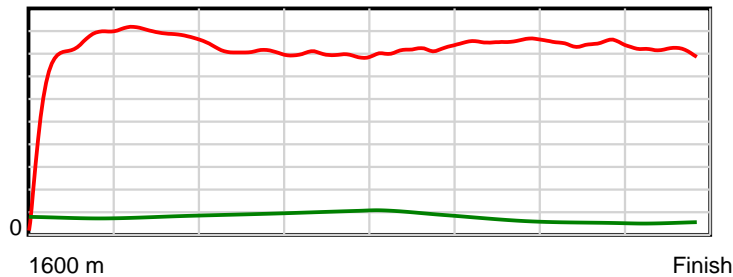
10 m Stride length



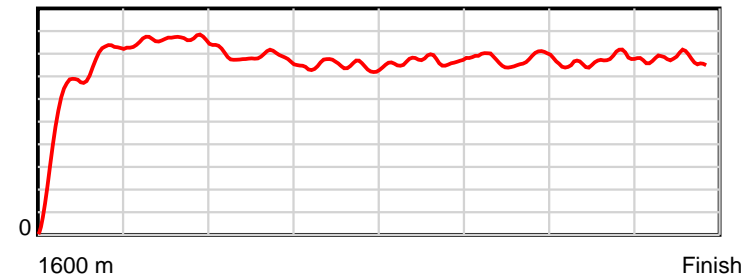
0.6 s Stride duration



20 m/sec Speed



100 % Stride efficiency



Note: Horizontal distance axis grid lines are 200m furlongs.

Disclaimer.

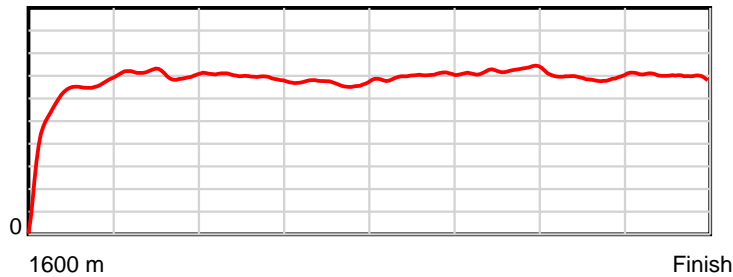
Tasracing Pty Ltd and Thoroughbred Ratings Pty Ltd accepts no responsibility for the completeness or accuracy of any of the information contained herein, and makes no representations about its suitability for any particular purpose. Users should make their own judgements about those matters and/or seek independent advice. You assume all risks associated with use of the data provided on this page.

Race Results

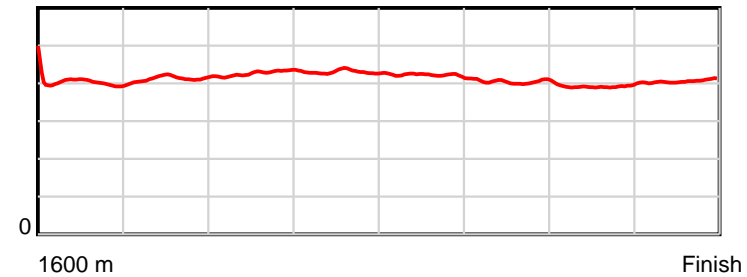
December 31, 2014, Race 2, MDN-SW, Distance 1600m, Mowbray - Offset 4m

Result	TAB no.	Horse (Barrier)	1600 to	1400m to	1200m to	1000m to	800m to	600m to	400m to	200m to	Total or	Margin
3rd	12	Crib Point (12)	1400m	1200m	1000m	800m	600m	400m	200m	WP	Average	
		Position in running (margin)	-	11(2.9)	11(6.6)	11(7.3)	11(8.3)	10(7.4)	9(4.9)	8(4.2)		2.50
		Sectional time (s)	14.82	11.64	12.40	12.62	12.17	11.11	11.68	11.65		
		Cumulative time (s)	98.10	83.28	71.63	59.23	46.61	34.44	23.33	11.65	1:38.09	
		Speed (m/s)	13.50	17.18	16.13	15.85	16.43	18.00	17.12	17.17	16.31	
		Stride length (m)	5.49	7.10	6.88	6.81	6.93	7.28	6.68	6.96	6.72	
		Stride duration (s)	0.411	0.413	0.426	0.430	0.422	0.405	0.390	0.406	0.412	
		Stride efficiency (%)	47.13	78.79	73.91	72.46	75.04	82.92	69.75	75.78	70.61	
		Stride count	36.42	28.17	29.08	29.37	28.86	27.46	29.94	28.72	238.02	

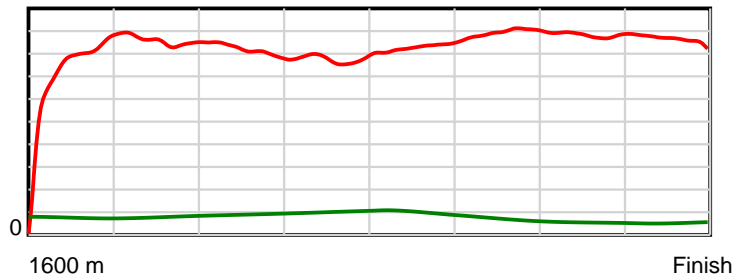
10 m Stride length



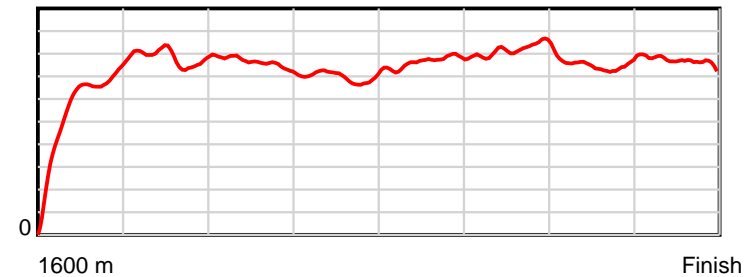
0.6 s Stride duration



20 m/sec Speed



100 % Stride efficiency



Note: Horizontal distance axis grid lines are 200m furlongs.

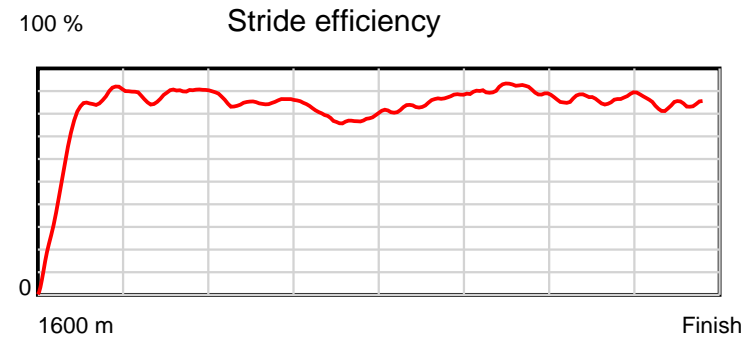
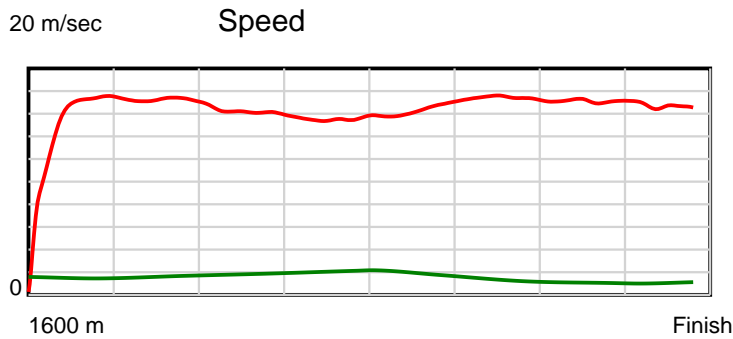
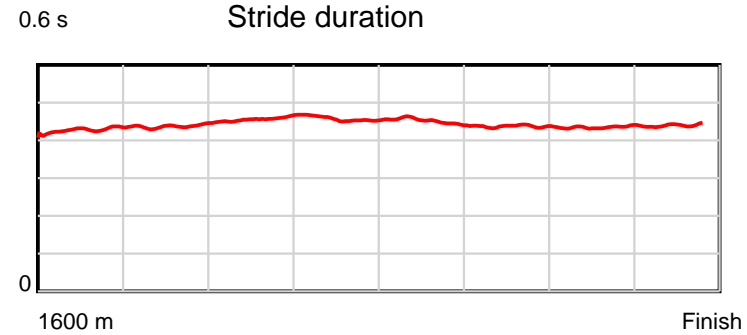
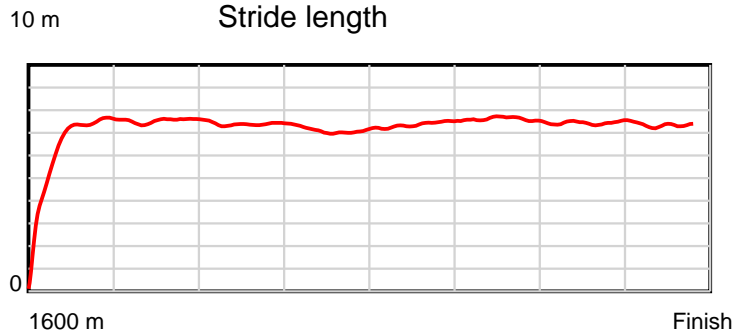
Disclaimer.

Tasracing Pty Ltd and Thoroughbred Ratings Pty Ltd accepts no responsibility for the completeness or accuracy of any of the information contained herein, and makes no representations about its suitability for any particular purpose. Users should make their own judgements about those matters and/or seek independent advice. You assume all risks associated with use of the data provided on this page.

Race Results

December 31, 2014, Race 2, MDN-SW, Distance 1600m, Mowbray - Offset 4m

Result	TAB no.	Horse (Barrier)	1600 to	1400m to	1200m to	1000m to	800m to	600m to	400m to	200m to	Total or	Margin
4th	5	Magnasa (1)	1400m	1200m	1000m	800m	600m	400m	200m	WP	Average	
		Position in running (margin)	-	9(2.0)	4(2.9)	4(1.6)	4(3.8)	5(4.8)	5(3.2)	4(3.5)		3.00
		Sectional time (s)	14.66	11.16	12.08	12.82	12.48	11.27	11.83	11.89		
		Cumulative time (s)	98.19	83.53	72.37	60.29	47.47	34.99	23.71	11.89	1:38.19	
		Speed (m/s)	13.64	17.92	16.56	15.60	16.03	17.75	16.91	16.82	16.29	
		Stride length (m)	5.68	7.80	7.51	7.16	7.26	7.74	7.34	7.42	7.17	
		Stride duration (s)	0.417	0.436	0.453	0.459	0.453	0.436	0.434	0.441	0.440	
		Stride efficiency (%)	50.38	95.19	88.10	80.12	82.39	93.58	84.27	85.97	80.44	
		Stride count	35.22	25.63	26.64	27.93	27.54	25.84	27.24	26.96	223.00	



Note: Horizontal distance axis grid lines are 200m furlongs.

Disclaimer.

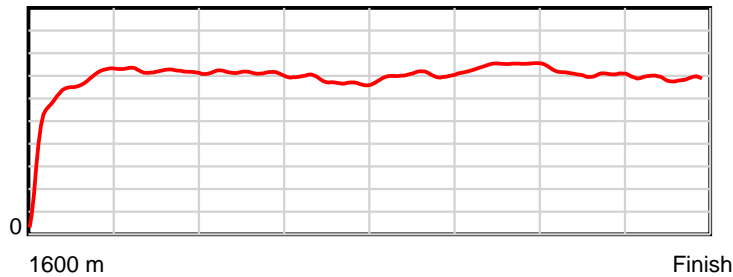
Tasracing Pty Ltd and Thoroughbred Ratings Pty Ltd accepts no responsibility for the completeness or accuracy of any of the information contained herein, and makes no representations about its suitability for any particular purpose. Users should make their own judgements about those matters and/or seek independent advice. You assume all risks associated with use of the data provided on this page.

Race Results

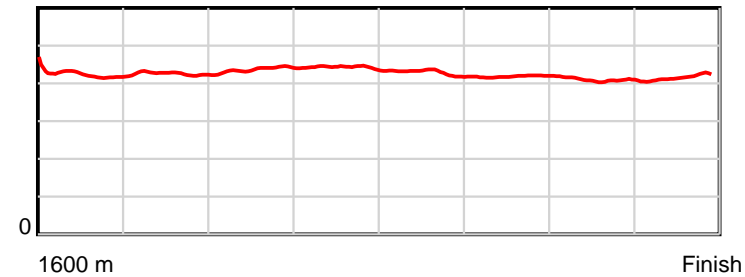
December 31, 2014, Race 2, MDN-SW, Distance 1600m, Mowbray - Offset 4m

Result	TAB no.	Horse (Barrier)	1600 to	1400m to	1200m to	1000m to	800m to	600m to	400m to	200m to	Total or	Margin
5th	13	Dance Thru Fra... (7)	1400m	1200m	1000m	800m	600m	400m	200m	WP	Average	
		Position in running (margin)	-	10(2.6)	10(6.0)	9(5.2)	10(8.0)	11(7.8)	8(4.2)	6(4.0)		3.10
		Sectional time (s)	14.57	11.58	12.16	12.92	12.27	10.95	11.75	12.00		
		Cumulative time (s)	98.21	83.64	72.05	59.89	46.97	34.70	23.75	12.00	1:38.20	
		Speed (m/s)	13.73	17.27	16.45	15.48	16.30	18.26	17.02	16.67	16.29	
		Stride length (m)	5.63	7.35	7.17	6.86	7.00	7.64	6.98	6.92	6.89	
		Stride duration (s)	0.420	0.426	0.436	0.443	0.430	0.418	0.410	0.415	0.423	
		Stride efficiency (%)	49.59	84.49	80.23	73.46	76.59	91.15	76.16	74.76	74.25	
		Stride count	35.50	27.20	27.91	29.17	28.57	26.19	28.65	28.92	232.11	

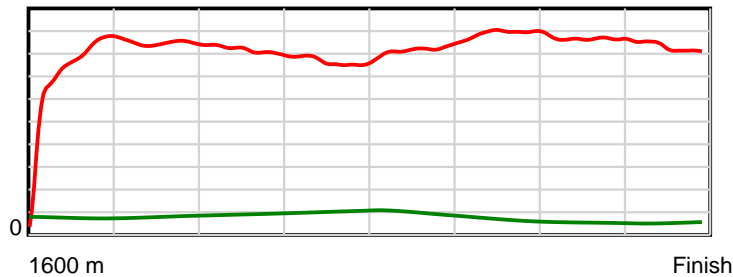
10 m Stride length



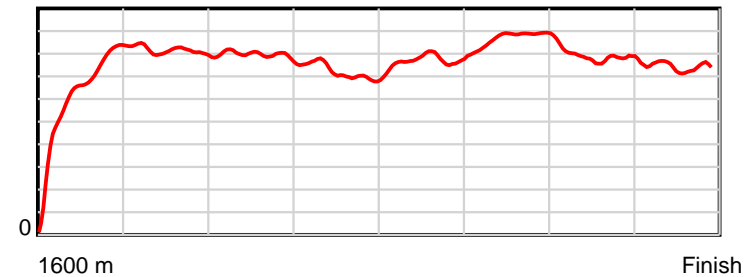
0.6 s Stride duration



20 m/sec Speed



100 % Stride efficiency



Note: Horizontal distance axis grid lines are 200m furlongs.

Disclaimer.

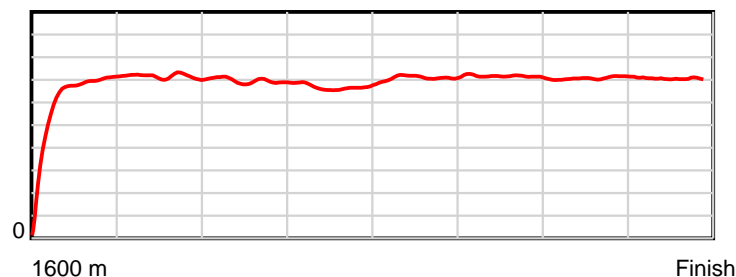
Tasracing Pty Ltd and Thoroughbred Ratings Pty Ltd accepts no responsibility for the completeness or accuracy of any of the information contained herein, and makes no representations about its suitability for any particular purpose. Users should make their own judgements about those matters and/or seek independent advice. You assume all risks associated with use of the data provided on this page.

Race Results

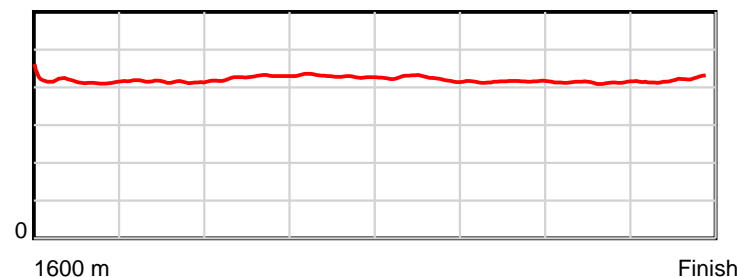
December 31, 2014, Race 2, MDN-SW, Distance 1600m, Mowbray - Offset 4m

Result	TAB no.	Horse (Barrier)	1600 to	1400m to	1200m to	1000m to	800m to	600m to	400m to	200m to	Total or	Margin
6th	4	Incumsdacash (2)	1400m	1200m	1000m	800m	600m	400m	200m	WP	Average	
		Position in running (margin)	-	7(1.4)	6(3.6)	7(3.7)	9(7.5)	7(5.1)	6(4.1)	5(3.6)		3.30
		Sectional time (s)	14.61	11.39	12.31	13.09	11.90	11.38	11.71	11.87		
		Cumulative time (s)	98.25	83.64	72.25	59.94	46.85	34.95	23.58	11.87	1:38.25	
		Speed (m/s)	13.69	17.56	16.25	15.28	16.81	17.57	17.08	16.85	16.29	
		Stride length (m)	5.65	7.29	6.91	6.57	7.13	7.31	7.05	7.08	6.83	
		Stride duration (s)	0.415	0.415	0.426	0.430	0.424	0.416	0.412	0.420	0.419	
		Stride efficiency (%)	49.89	83.07	74.71	67.44	79.44	83.51	77.57	78.28	72.90	
		Stride count	35.40	27.43	28.92	30.44	28.05	27.36	28.39	28.26	234.25	

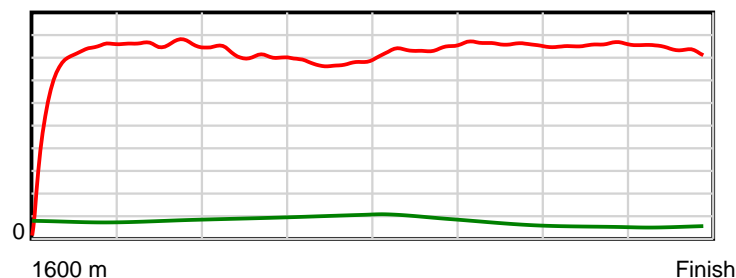
10 m Stride length



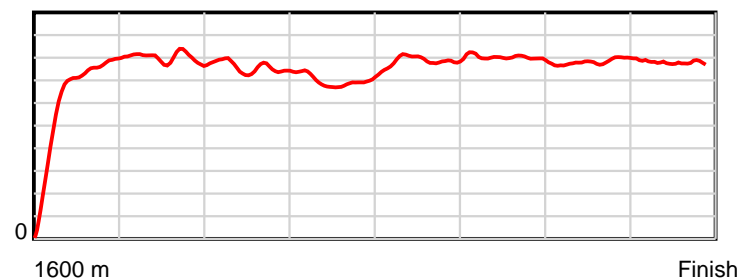
0.6 s Stride duration



20 m/sec Speed



100 % Stride efficiency



Note: Horizontal distance axis grid lines are 200m furlongs.

Disclaimer.

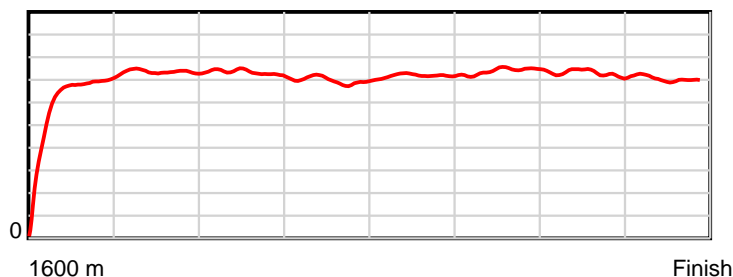
Tasracing Pty Ltd and Thoroughbred Ratings Pty Ltd accepts no responsibility for the completeness or accuracy of any of the information contained herein, and makes no representations about its suitability for any particular purpose. Users should make their own judgements about those matters and/or seek independent advice. You assume all risks associated with use of the data provided on this page.

Race Results

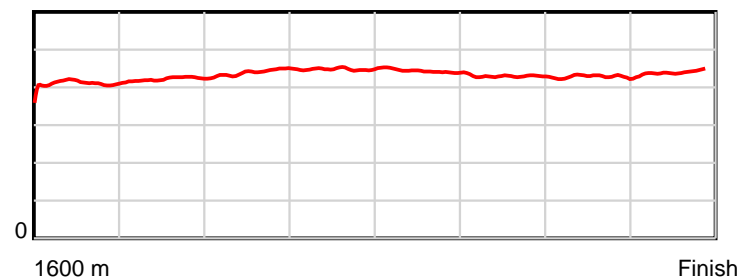
December 31, 2014, Race 2, MDN-SW, Distance 1600m, Mowbray - Offset 4m

Result	TAB no.	Horse (Barrier)	1600 to	1400m to	1200m to	1000m to	800m to	600m to	400m to	200m to	Total or	Margin
7th	6	Mount Nevis (11)	1400m	1200m	1000m	800m	600m	400m	200m	WP	Average	
		Position in running (margin)	-	6(1.2)	5(2.9)	2(0.7)	3(2.0)	4(3.1)	4(2.0)	3(1.7)		3.60
		Sectional time (s)	14.32	11.31	11.91	12.68	12.50	11.36	11.74	12.48		
		Cumulative time (s)	98.30	83.98	72.67	60.76	48.08	35.58	24.22	12.48	1:38.29	
		Speed (m/s)	13.96	17.68	16.79	15.77	16.00	17.61	17.04	16.03	16.28	
		Stride length (m)	5.44	7.45	7.37	7.06	7.10	7.57	7.28	7.06	6.97	
		Stride duration (s)	0.400	0.421	0.439	0.447	0.444	0.430	0.427	0.441	0.428	
		Stride efficiency (%)	46.18	86.82	84.98	77.88	78.80	89.60	82.74	77.93	75.99	
		Stride count	36.79	26.83	27.12	28.33	28.16	26.41	27.48	28.32	229.44	

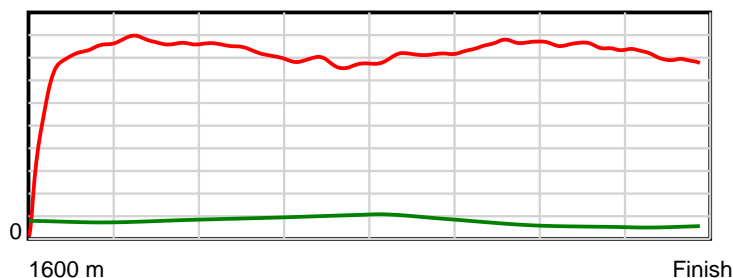
10 m Stride length



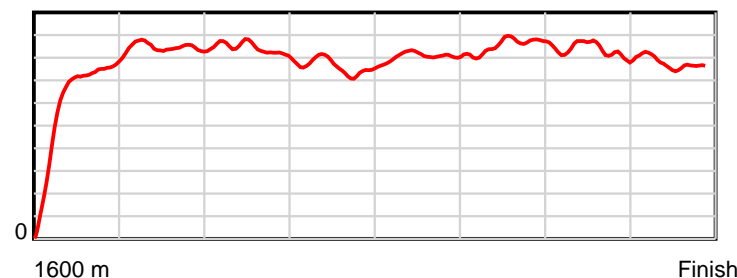
0.6 s Stride duration



20 m/sec Speed



100 % Stride efficiency



Note: Horizontal distance axis grid lines are 200m furlongs.

Disclaimer.

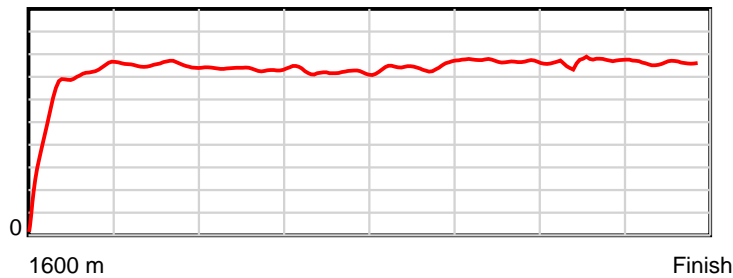
Tasracing Pty Ltd and Thoroughbred Ratings Pty Ltd accepts no responsibility for the completeness or accuracy of any of the information contained herein, and makes no representations about its suitability for any particular purpose. Users should make their own judgements about those matters and/or seek independent advice. You assume all risks associated with use of the data provided on this page.

Race Results

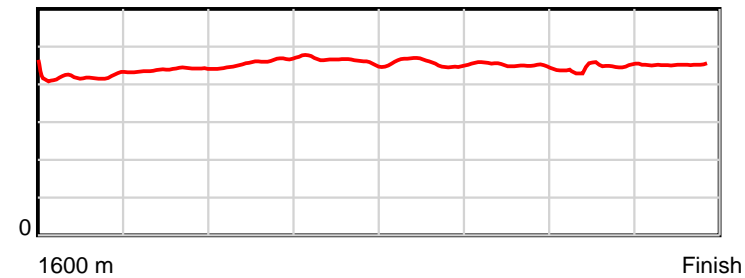
December 31, 2014, Race 2, MDN-SW, Distance 1600m, Mowbray - Offset 4m

Result	TAB no.	Horse (Barrier)	1600 to	1400m to	1200m to	1000m to	800m to	600m to	400m to	200m to	Total or	Margin
8th	1	Good Call Paul (3)	1400m	1200m	1000m	800m	600m	400m	200m	WP	Average	
		Position in running (margin)	-	4(1.0)	7(4.1)	8(4.1)	7(6.4)	9(6.3)	10(6.4)	10(6.0)		4.60
		Sectional time (s)	14.46	11.52	12.30	12.83	12.29	11.57	11.72	11.80		
		Cumulative time (s)	98.49	84.03	72.51	60.21	47.38	35.08	23.52	11.80	1:38.48	
		Speed (m/s)	13.83	17.36	16.26	15.59	16.27	17.29	17.06	16.95	16.25	
		Stride length (m)	5.71	7.62	7.38	7.28	7.41	7.83	7.35	7.68	7.22	
		Stride duration (s)	0.418	0.439	0.454	0.467	0.455	0.453	0.431	0.453	0.444	
		Stride efficiency (%)	50.98	90.71	85.04	82.74	85.81	95.91	84.51	92.25	81.45	
		Stride count	35.02	26.25	27.11	27.49	26.99	25.53	27.20	26.03	221.62	

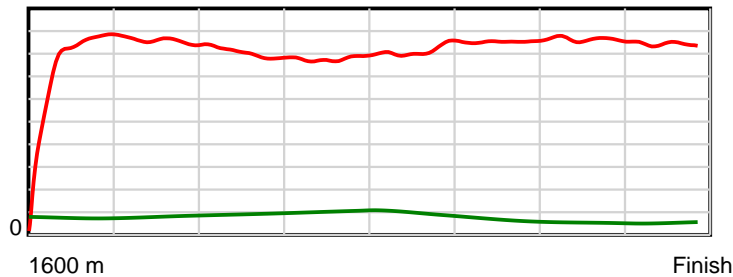
10 m Stride length



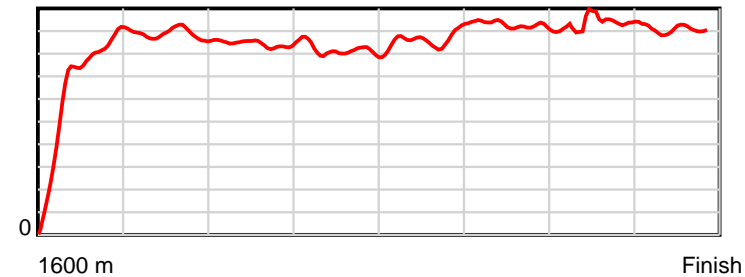
0.6 s Stride duration



20 m/sec Speed



100 % Stride efficiency



Note: Horizontal distance axis grid lines are 200m furlongs.

Disclaimer.

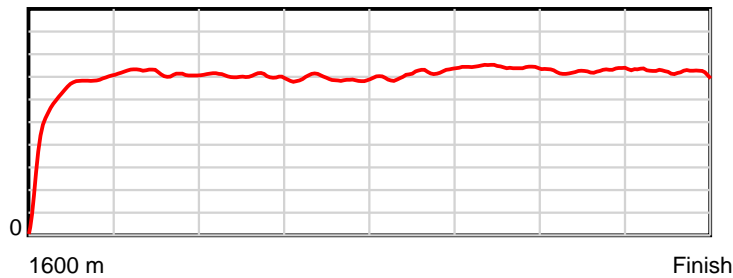
Tasracing Pty Ltd and Thoroughbred Ratings Pty Ltd accepts no responsibility for the completeness or accuracy of any of the information contained herein, and makes no representations about its suitability for any particular purpose. Users should make their own judgements about those matters and/or seek independent advice. You assume all risks associated with use of the data provided on this page.

Race Results

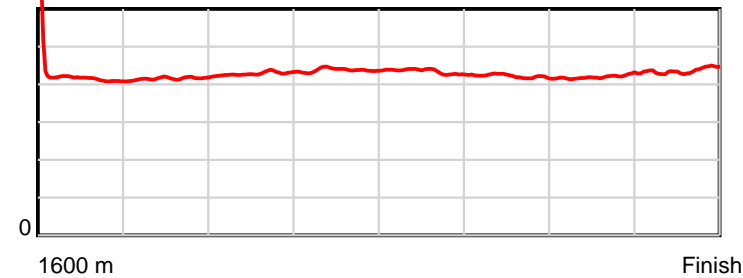
December 31, 2014, Race 2, MDN-SW, Distance 1600m, Mowbray - Offset 4m

Result	TAB no.	Horse (Barrier)	1600 to	1400m to	1200m to	1000m to	800m to	600m to	400m to	200m to	Total or	Margin
9th	7	Thing One (10)	1400m	1200m	1000m	800m	600m	400m	200m	WP	Average	
		Position in running (margin)	-	8(1.8)	8(5.3)	10(5.3)	8(7.2)	8(6.2)	7(4.2)	9(5.2)		6.60
		Sectional time (s)	14.68	11.60	12.29	12.78	12.13	11.21	11.96	12.22		
		Cumulative time (s)	98.86	84.18	72.58	60.29	47.51	35.38	24.17	12.22	1:38.86	
		Speed (m/s)	13.62	17.24	16.27	15.65	16.49	17.84	16.72	16.37	16.18	
		Stride length (m)	5.94	7.17	6.97	6.85	7.14	7.51	7.02	7.14	6.94	
		Stride duration (s)	0.439	0.416	0.428	0.438	0.433	0.421	0.420	0.436	0.429	
		Stride efficiency (%)	55.09	80.24	75.96	73.26	79.74	88.06	77.05	79.77	75.23	
		Stride count	33.68	27.91	28.69	29.21	28.00	26.64	28.48	27.99	230.60	

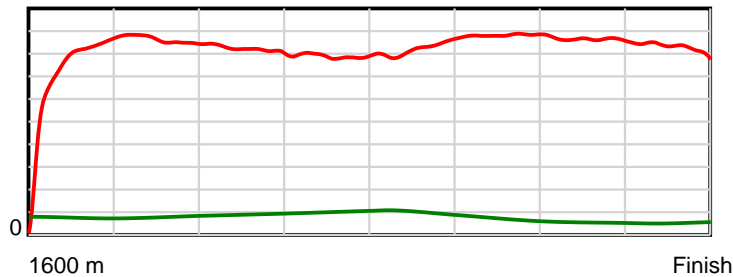
10 m Stride length



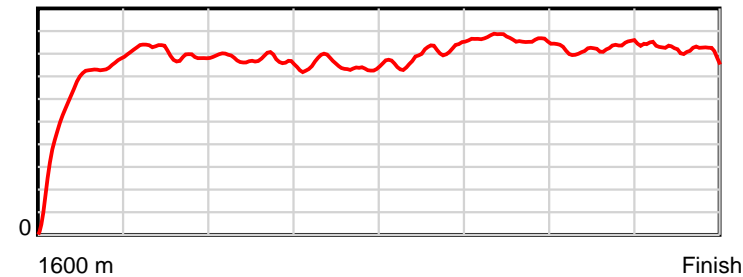
0.6 s Stride duration



20 m/sec Speed



100 % Stride efficiency



Note: Horizontal distance axis grid lines are 200m furlongs.

Disclaimer.

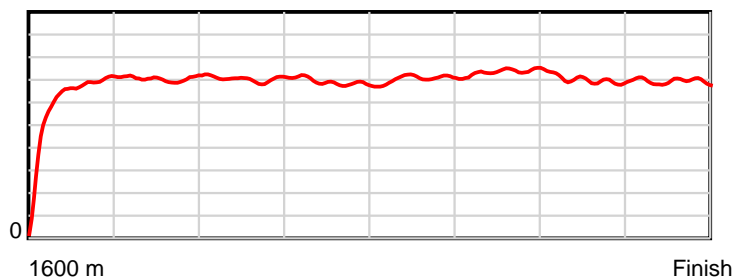
Tasracing Pty Ltd and Thoroughbred Ratings Pty Ltd accepts no responsibility for the completeness or accuracy of any of the information contained herein, and makes no representations about its suitability for any particular purpose. Users should make their own judgements about those matters and/or seek independent advice. You assume all risks associated with use of the data provided on this page.

Race Results

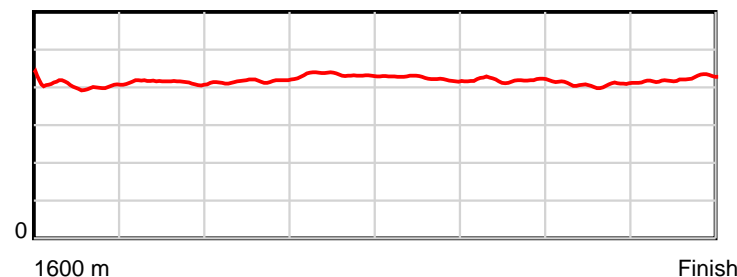
December 31, 2014, Race 2, MDN-SW, Distance 1600m, Mowbray - Offset 4m

Result	TAB no.	Horse (Barrier)	1600 to	1400m to	1200m to	1000m to	800m to	600m to	400m to	200m to	Total or	Margin
10th	14	Easy As That (6)	1400m	1200m	1000m	800m	600m	400m	200m	WP	Average	
		Position in running (margin)	-	5(1.1)	9(5.4)	6(2.5)	5(4.3)	3(2.6)	3(2.0)	7(4.1)		6.70
		Sectional time (s)	14.77	11.75	11.80	12.76	12.02	11.44	12.14	12.20		
		Cumulative time (s)	98.88	84.11	72.36	60.56	47.81	35.78	24.35	12.20	1:38.87	
		Speed (m/s)	13.54	17.02	16.95	15.67	16.64	17.48	16.47	16.39	16.18	
		Stride length (m)	5.57	7.04	7.04	6.80	7.04	7.32	6.71	6.95	6.77	
		Stride duration (s)	0.406	0.414	0.415	0.434	0.423	0.419	0.408	0.424	0.418	
		Stride efficiency (%)	48.48	77.48	77.41	72.19	77.54	83.75	70.44	75.52	71.56	
		Stride count	35.91	28.40	28.42	29.43	28.39	27.32	29.79	28.77	236.43	

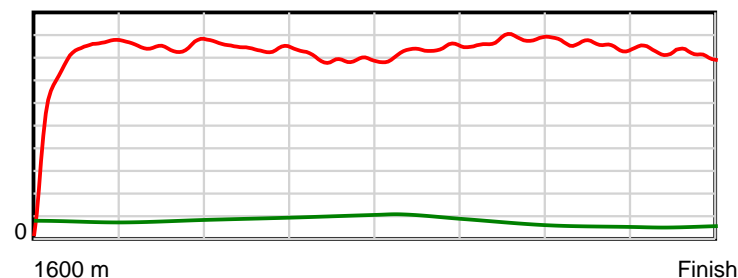
10 m Stride length



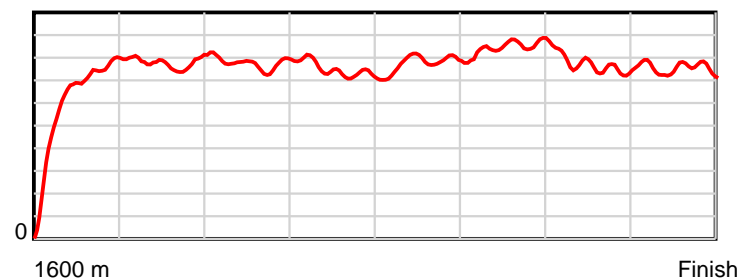
0.6 s Stride duration



20 m/sec Speed



100 % Stride efficiency



Note: Horizontal distance axis grid lines are 200m furlongs.

Disclaimer.

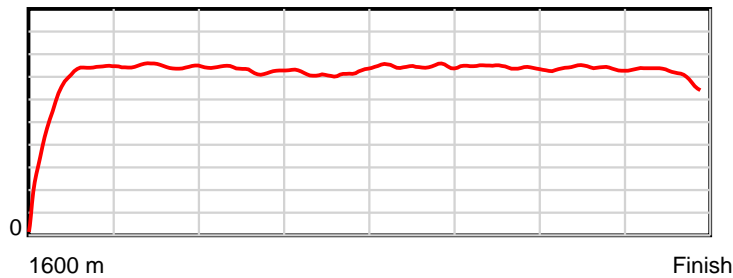
Tasracing Pty Ltd and Thoroughbred Ratings Pty Ltd accepts no responsibility for the completeness or accuracy of any of the information contained herein, and makes no representations about its suitability for any particular purpose. Users should make their own judgements about those matters and/or seek independent advice. You assume all risks associated with use of the data provided on this page.

Race Results

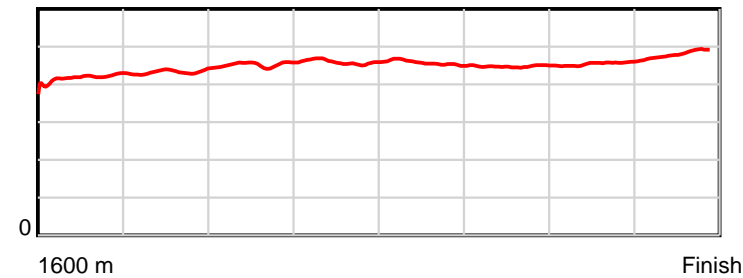
December 31, 2014, Race 2, MDN-SW, Distance 1600m, Mowbray - Offset 4m

Result	TAB no.	Horse (Barrier)	1600 to	1400m to	1200m to	1000m to	800m to	600m to	400m to	200m to	Total or	Margin
11th	3	Gee Gees Tell ... (4)	1400m	1200m	1000m	800m	600m	400m	200m	WP	Average	
		Position in running (margin)	-	3(0.6)	3(2.4)	5(2.5)	6(4.6)	6(4.9)	11(6.7)	11(11.2)		22.20
		Sectional time (s)	15.06	11.32	12.29	12.81	12.36	11.85	12.54	13.65		
		Cumulative time (s)	101.88	86.82	75.50	63.21	50.40	38.04	26.19	13.65	1:41.88	
		Speed (m/s)	13.28	17.67	16.27	15.61	16.18	16.88	15.95	14.65	15.70	
		Stride length (m)	5.67	7.64	7.34	7.16	7.40	7.56	7.24	7.05	7.08	
		Stride duration (s)	0.411	0.432	0.451	0.459	0.457	0.448	0.454	0.481	0.451	
		Stride efficiency (%)	50.18	91.17	84.22	80.17	85.62	89.24	81.80	77.62	78.23	
		Stride count	35.29	26.18	27.24	27.92	27.02	26.47	27.64	28.38	226.14	

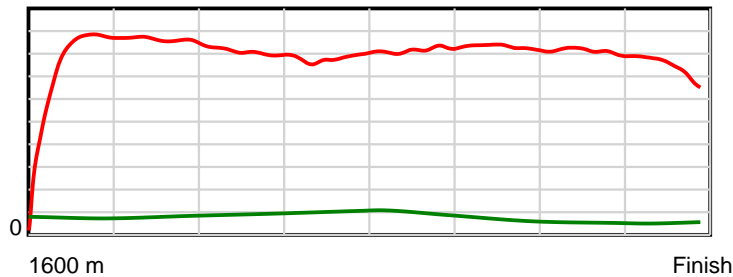
10 m Stride length



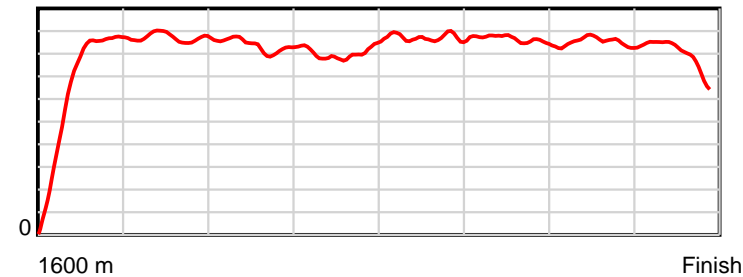
0.6 s Stride duration



20 m/sec Speed



100 % Stride efficiency



Note: Horizontal distance axis grid lines are 200m furlongs.

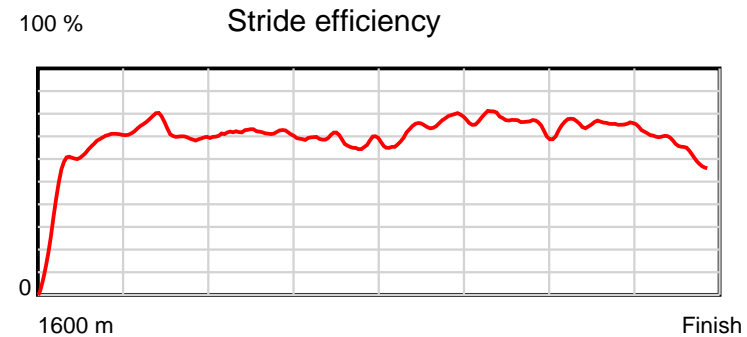
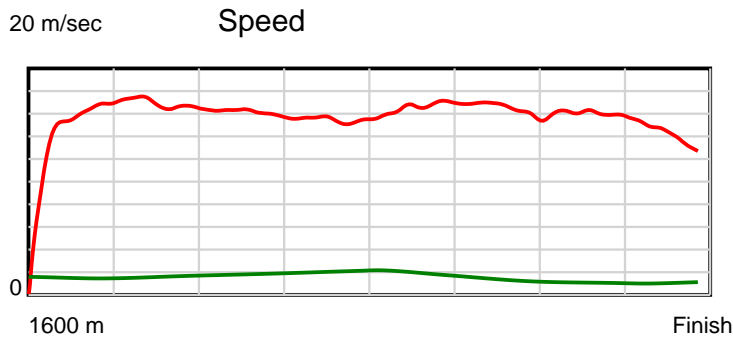
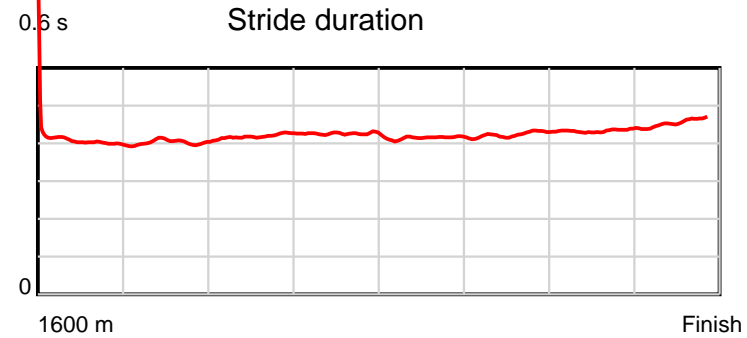
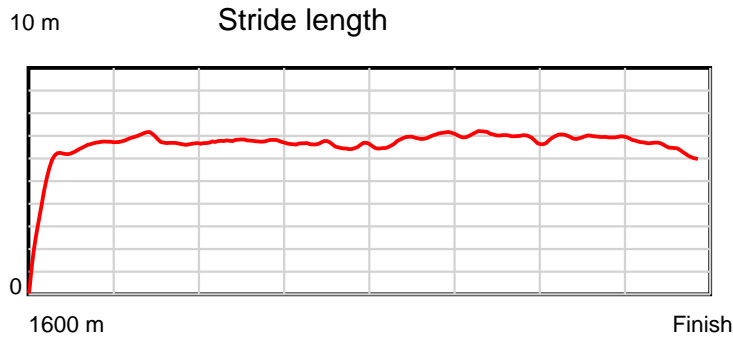
Disclaimer.

Tasracing Pty Ltd and Thoroughbred Ratings Pty Ltd accepts no responsibility for the completeness or accuracy of any of the information contained herein, and makes no representations about its suitability for any particular purpose. Users should make their own judgements about those matters and/or seek independent advice. You assume all risks associated with use of the data provided on this page.

Race Results

December 31, 2014, Race 2, MDN-SW, Distance 1600m, Mowbray - Offset 4m

Result	TAB no.	Horse (Barrier)	1600 to	1400m to	1200m to	1000m to	800m to	600m to	400m to	200m to	Total or	Margin
12th	8	Dark Wind (8)	1400m	1200m	1000m	800m	600m	400m	200m	WP	Average	
		Position in running (margin)	-	12(4.3)	12(7.6)	12(7.6)	12(9.2)	12(9.0)	12(11.4)	12(15.6)		29.00
		Sectional time (s)	15.82	11.58	12.28	12.73	12.27	11.93	12.50	14.14		
		Cumulative time (s)	103.25	87.43	75.85	63.58	50.84	38.57	26.64	14.14	1:43.25	
		Speed (m/s)	12.64	17.27	16.29	15.71	16.30	16.76	16.00	14.14	15.50	
		Stride length (m)	5.67	6.94	6.79	6.68	6.76	7.07	6.92	6.45	6.63	
		Stride duration (s)	0.433	0.402	0.417	0.425	0.415	0.422	0.432	0.456	0.428	
		Stride efficiency (%)	50.25	75.18	72.09	69.78	71.35	78.11	74.78	64.98	68.71	
		Stride count	35.27	28.83	29.45	29.93	29.60	28.29	28.91	31.02	241.30	



Note: Horizontal distance axis grid lines are 200m furlongs.

Disclaimer.

Tasracing Pty Ltd and Thoroughbred Ratings Pty Ltd accepts no responsibility for the completeness or accuracy of any of the information contained herein, and makes no representations about its suitability for any particular purpose. Users should make their own judgements about those matters and/or seek independent advice. You assume all risks associated with use of the data provided on this page.