



## Race Results

Tasmanian Turf Club, Launceston, December 31, 2014

Compilation date: January 2, 2015, 9:08:38 AM (EST)

Copyright © 2015 Tasracing Pty Ltd. All rights reserved.

### Trademarks.

StrideMASTER is a registered trademark of Thoroughbred Ratings Pty Ltd.

### Disclaimer.

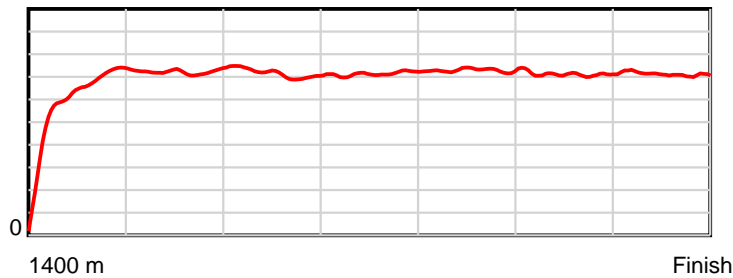
Tasracing Pty Ltd and Thoroughbred Ratings Pty Ltd accepts no responsibility for the completeness or accuracy of any of the information contained herein, and makes no representations about its suitability for any particular purpose. Users should make their own judgements about those matters and/or seek independent advice. You assume all risks associated with use of the data provided on this page.

# Race Results

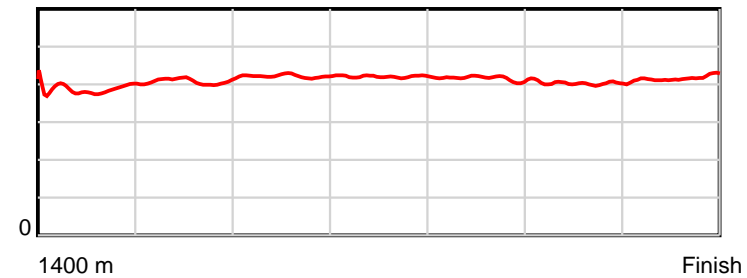
December 31, 2014, Race 3, CL1, Distance 1400m, Mowbray - Offset 4m

Result	TAB no.	Horse (Barrier)	1400 to	1200m to	1000m to	800m to	600m to	400m to	200m to	Total or	Margin
1st	14	<b>Rustical (4)</b>	<b>1200m</b>	<b>1000m</b>	<b>800m</b>	<b>600m</b>	<b>400m</b>	<b>200m</b>	<b>WP</b>	<b>Average</b>	
		Position in running (margin)	-	4(1.3)	6(3.3)	6(3.5)	5(2.5)	5(1.6)	1(0.0)		0.00
		Sectional time (s)	14.29	11.27	11.77	11.93	11.50	11.77	11.81		
		Cumulative time (s)	84.36	70.07	58.80	47.02	35.09	23.59	11.81	1:24.36	
		Speed (m/s)	14.00	17.75	16.99	16.76	17.39	16.99	16.93	16.60	
		Stride length (m)	5.37	7.25	7.16	7.05	7.23	6.83	7.03	6.78	
		Stride duration (s)	0.383	0.409	0.422	0.420	0.416	0.402	0.415	0.408	
		Stride efficiency (%)	44.98	82.18	80.19	77.59	81.67	72.88	77.13	71.76	
		Stride count	37.28	27.58	27.92	28.38	27.67	29.29	28.47	206.59	

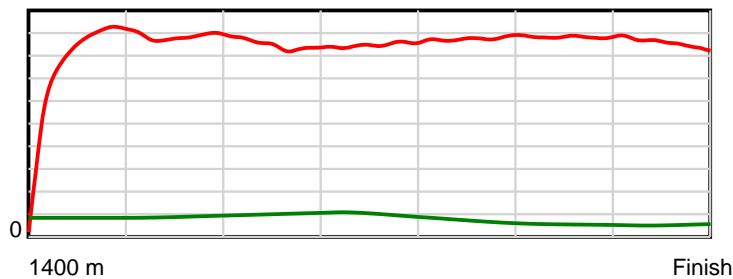
10 m Stride length



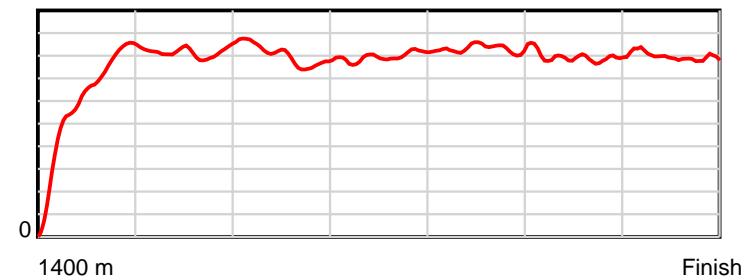
0.6 s Stride duration



20 m/sec Speed



100 % Stride efficiency



Note: Horizontal distance axis grid lines are 200m furlongs.

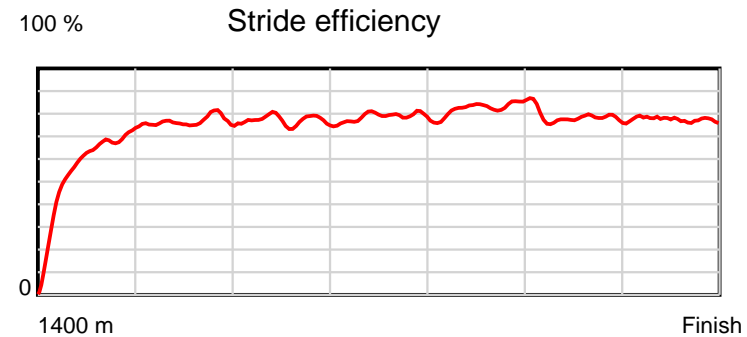
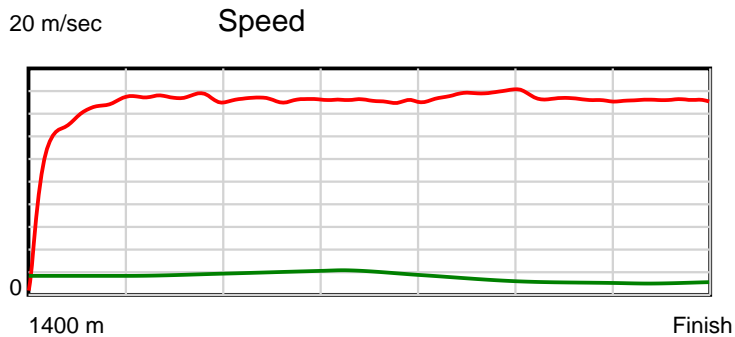
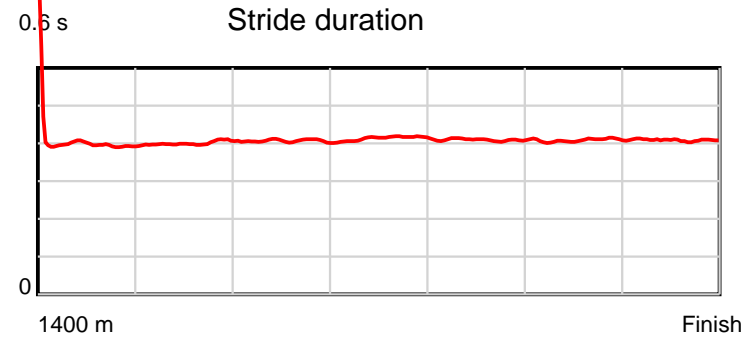
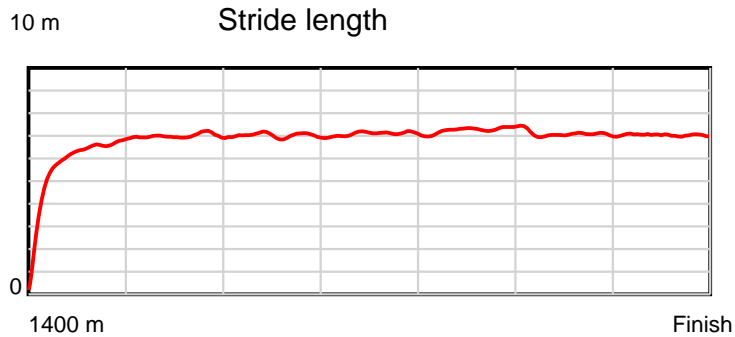
## Disclaimer.

Tasracing Pty Ltd and Thoroughbred Ratings Pty Ltd accepts no responsibility for the completeness or accuracy of any of the information contained herein, and makes no representations about its suitability for any particular purpose. Users should make their own judgements about those matters and/or seek independent advice. You assume all risks associated with use of the data provided on this page.

# Race Results

December 31, 2014, Race 3, CL1, Distance 1400m, Mowbray - Offset 4m

Result	TAB no.	Horse (Barrier)	1400 to	1200m to	1000m to	800m to	600m to	400m to	200m to	Total or	Margin
2nd	12	Ryan's Daughte... (14)	1200m	1000m	800m	600m	400m	200m	WP	Average	
		Position in running (margin)	-	10(5.5)	10(8.9)	11(7.9)	13(6.5)	10(3.7)	8(2.9)		2.30
		Sectional time (s)	15.19	11.50	11.58	11.87	11.18	11.91	11.55		
		Cumulative time (s)	84.78	69.59	58.09	46.50	34.63	23.46	11.55	1:24.78	
		Speed (m/s)	13.17	17.39	17.27	16.85	17.89	16.79	17.32	16.51	
		Stride length (m)	5.65	6.96	7.01	6.96	7.33	6.85	7.06	6.79	
		Stride duration (s)	0.416	0.400	0.406	0.413	0.409	0.408	0.407	0.411	
		Stride efficiency (%)	49.92	75.69	76.80	75.74	83.92	73.27	77.81	72.01	
		Stride count	35.39	28.74	28.53	28.73	27.29	29.21	28.34	206.23	



Note: Horizontal distance axis grid lines are 200m furlongs.

#### Disclaimer.

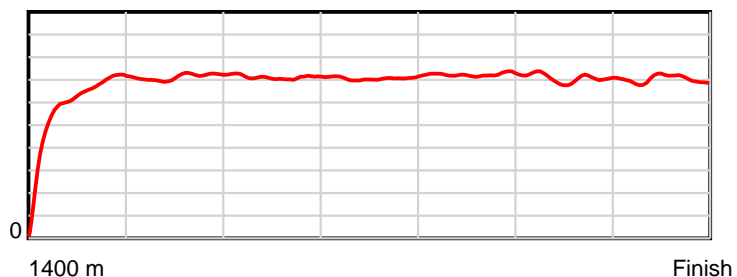
Tasracing Pty Ltd and Thoroughbred Ratings Pty Ltd accepts no responsibility for the completeness or accuracy of any of the information contained herein, and makes no representations about its suitability for any particular purpose. Users should make their own judgements about those matters and/or seek independent advice. You assume all risks associated with use of the data provided on this page.

# Race Results

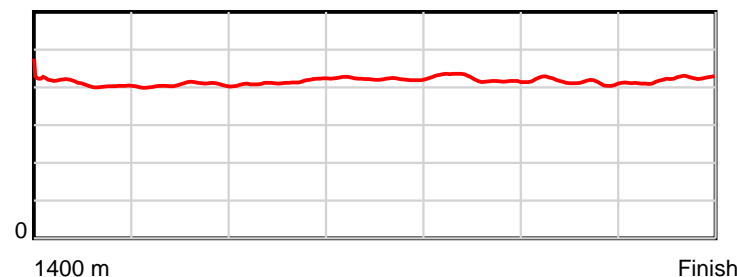
December 31, 2014, Race 3, CL1, Distance 1400m, Mowbray - Offset 4m

Result	TAB no.	Horse (Barrier)	1400 to	1200m to	1000m to	800m to	600m to	400m to	200m to	Total or	Margin
3rd	6	Mon Londo (10)	1200m	1000m	800m	600m	400m	200m	WP	Average	
		Position in running (margin)	-	8(4.3)	9(7.1)	8(5.9)	7(3.1)	7(2.4)	4(1.2)		2.50
		Sectional time (s)	14.97	11.40	11.57	11.63	11.52	11.84	11.89		
		Cumulative time (s)	84.81	69.84	58.44	46.88	35.25	23.73	11.89	1:24.81	
		Speed (m/s)	13.36	17.54	17.29	17.20	17.36	16.89	16.82	16.51	
		Stride length (m)	5.57	7.13	7.17	7.27	7.35	7.01	7.08	6.88	
		Stride duration (s)	0.406	0.406	0.415	0.423	0.423	0.415	0.421	0.417	
		Stride efficiency (%)	48.44	79.33	80.33	82.54	84.40	76.74	78.43	74.05	
		Stride count	35.92	28.07	27.89	27.52	27.21	28.54	28.23	203.38	

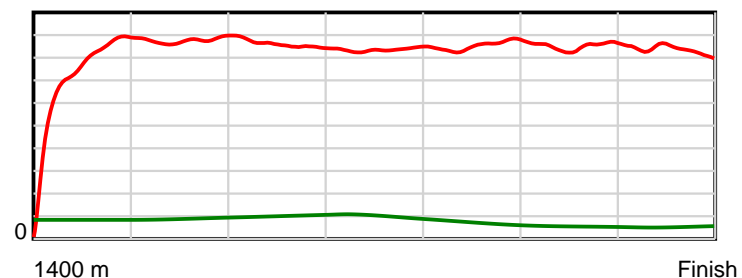
10 m Stride length



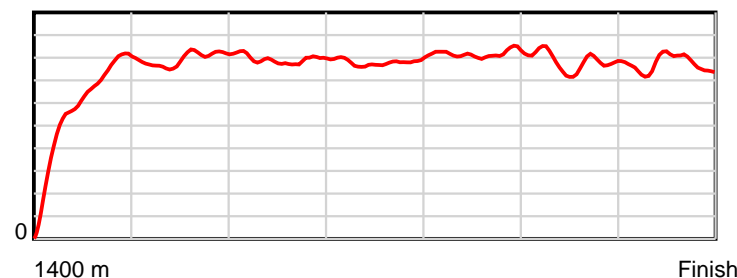
0.6 s Stride duration



20 m/sec Speed



100 % Stride efficiency



Note: Horizontal distance axis grid lines are 200m furlongs.

## Disclaimer.

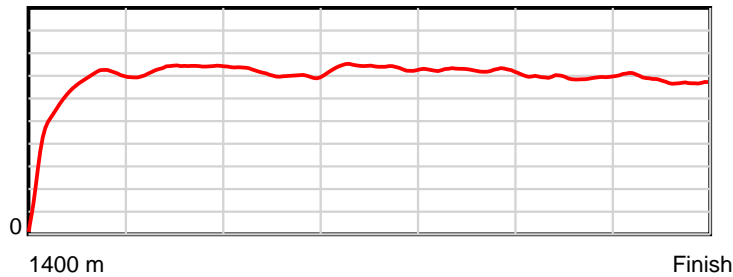
Tasracing Pty Ltd and Thoroughbred Ratings Pty Ltd accepts no responsibility for the completeness or accuracy of any of the information contained herein, and makes no representations about its suitability for any particular purpose. Users should make their own judgements about those matters and/or seek independent advice. You assume all risks associated with use of the data provided on this page.

# Race Results

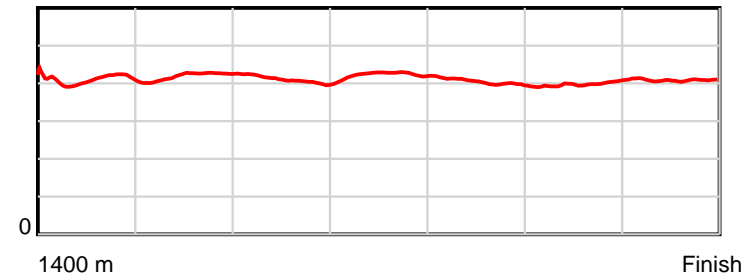
December 31, 2014, Race 3, CL1, Distance 1400m, Mowbray - Offset 4m

Result	TAB no.	Horse (Barrier)	1400 to	1200m to	1000m to	800m to	600m to	400m to	200m to	Total or	Margin
4th	3	<b>Stella Etoile (7)</b>	<b>1200m</b>	<b>1000m</b>	<b>800m</b>	<b>600m</b>	<b>400m</b>	<b>200m</b>	<b>WP</b>	<b>Average</b>	
		Position in running (margin)	-	11(6.2)	11(9.0)	10(7.3)	9(5.0)	8(3.2)	5(1.7)		2.70
		Sectional time (s)	15.20	11.39	11.48	11.71	11.35	11.79	11.93		
		Cumulative time (s)	84.85	69.65	58.26	46.78	35.07	23.72	11.93	1:24.84	
		Speed (m/s)	13.16	17.56	17.42	17.08	17.62	16.96	16.76	16.50	
		Stride length (m)	5.50	7.37	7.12	7.23	7.10	6.76	6.84	6.79	
		Stride duration (s)	0.412	0.420	0.408	0.423	0.403	0.398	0.408	0.411	
		Stride efficiency (%)	47.32	84.87	79.15	81.68	78.67	71.35	73.17	71.99	
		Stride count	36.34	27.14	28.10	27.66	28.19	29.60	29.23	206.26	

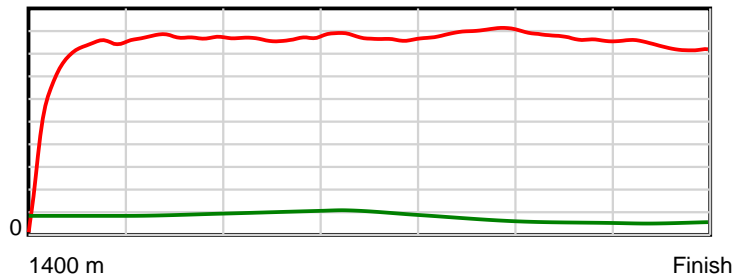
10 m Stride length



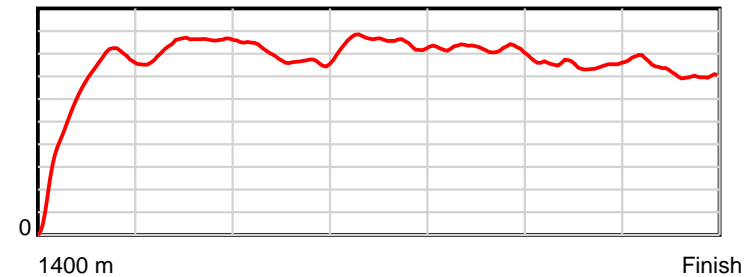
0.6 s Stride duration



20 m/sec Speed



100 % Stride efficiency



Note: Horizontal distance axis grid lines are 200m furlongs.

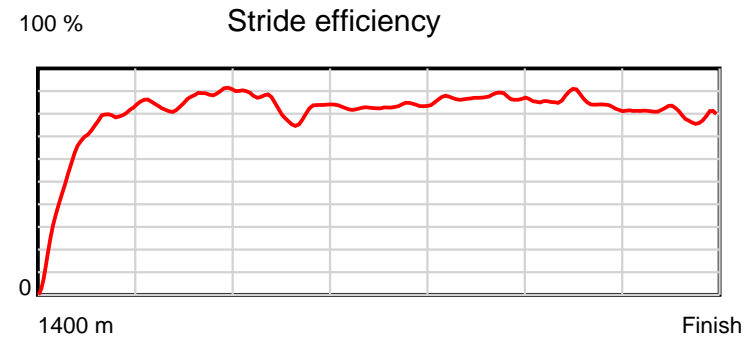
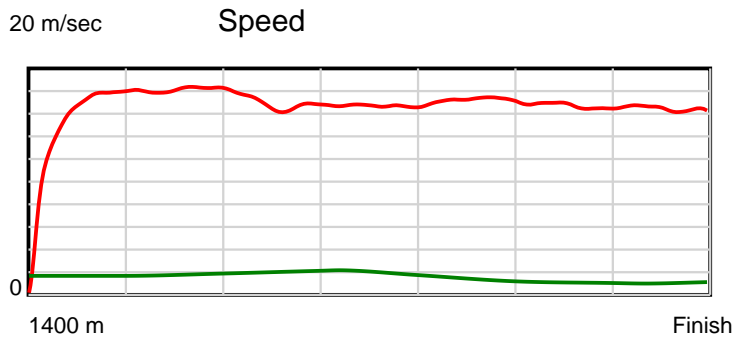
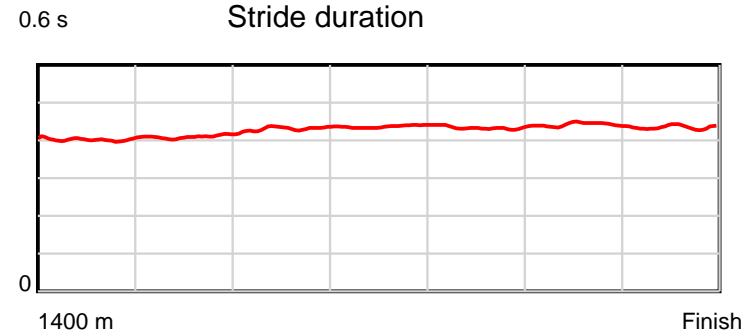
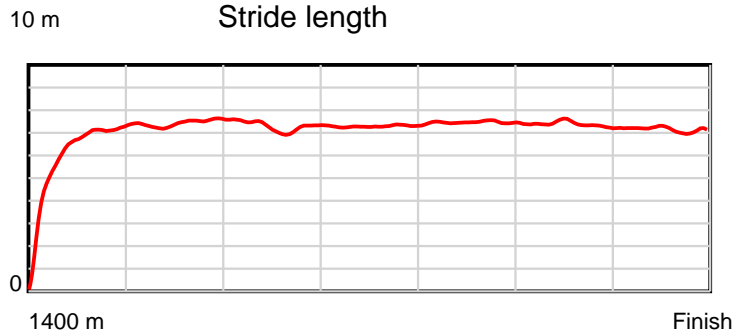
**Disclaimer.**

Tasracing Pty Ltd and Thoroughbred Ratings Pty Ltd accepts no responsibility for the completeness or accuracy of any of the information contained herein, and makes no representations about its suitability for any particular purpose. Users should make their own judgements about those matters and/or seek independent advice. You assume all risks associated with use of the data provided on this page.

# Race Results

December 31, 2014, Race 3, CL1, Distance 1400m, Mowbray - Offset 4m

Result	TAB no.	Horse (Barrier)	1400 to	1200m to	1000m to	800m to	600m to	400m to	200m to	Total or	Margin
5th	5	<b>Geegees Barito... (1)</b>	<b>1200m</b>	<b>1000m</b>	<b>800m</b>	<b>600m</b>	<b>400m</b>	<b>200m</b>	<b>WP</b>	<b>Average</b>	
		Position in running (margin)	-	5(1.4)	4(1.2)	4(2.6)	4(2.4)	4(1.3)	6(2.4)		4.50
		Sectional time (s)	14.40	10.90	11.98	12.06	11.47	12.23	12.14		
		Cumulative time (s)	85.18	70.78	59.89	47.90	35.84	24.38	12.14	1:25.18	
		Speed (m/s)	13.89	18.35	16.69	16.58	17.44	16.35	16.47	16.44	
		Stride length (m)	5.69	7.49	7.20	7.24	7.56	7.22	7.14	7.02	
		Stride duration (s)	0.403	0.408	0.432	0.437	0.434	0.442	0.434	0.427	
		Stride efficiency (%)	50.60	87.62	81.03	82.00	89.42	81.43	79.76	77.04	
		Stride count	35.15	26.71	27.77	27.61	26.44	27.71	28.00	199.39	



Note: Horizontal distance axis grid lines are 200m furlongs.

**Disclaimer.**

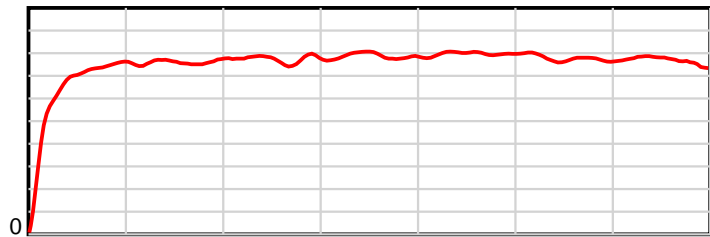
Tasracing Pty Ltd and Thoroughbred Ratings Pty Ltd accepts no responsibility for the completeness or accuracy of any of the information contained herein, and makes no representations about its suitability for any particular purpose. Users should make their own judgements about those matters and/or seek independent advice. You assume all risks associated with use of the data provided on this page.

# Race Results

December 31, 2014, Race 3, CL1, Distance 1400m, Mowbray - Offset 4m

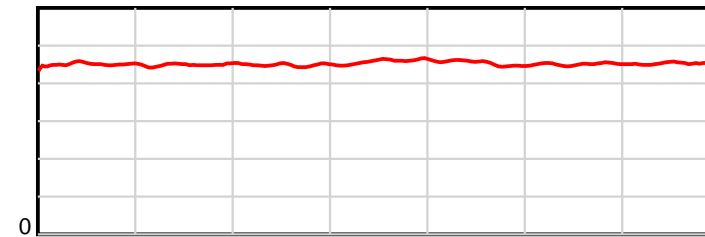
Result	TAB no.	Horse (Barrier)	1400 to	1200m to	1000m to	800m to	600m to	400m to	200m to	Total or	Margin
6th	7	<b>Eternal Speed (11)</b>	<b>1200m</b>	<b>1000m</b>	<b>800m</b>	<b>600m</b>	<b>400m</b>	<b>200m</b>	<b>WP</b>	<b>Average</b>	
		Position in running (margin)	-	14(7.4)	14(11.4)	14(10.3)	14(8.4)	14(5.7)	13(4.5)		4.90
		Sectional time (s)	15.32	11.59	11.58	11.78	11.20	11.84	11.95		
		Cumulative time (s)	85.26	69.94	58.35	46.77	34.99	23.80	11.95	1:25.26	
		Speed (m/s)	13.06	17.26	17.27	16.98	17.86	16.89	16.74	16.42	
		Stride length (m)	5.87	7.73	7.73	7.78	8.09	7.61	7.57	7.41	
		Stride duration (s)	0.444	0.448	0.448	0.458	0.453	0.451	0.452	0.451	
		Stride efficiency (%)	53.92	93.31	93.39	94.61	102.24	90.61	89.53	85.82	
		Stride count	34.05	25.88	25.87	25.70	24.73	26.27	26.42	188.92	

10 m Stride length



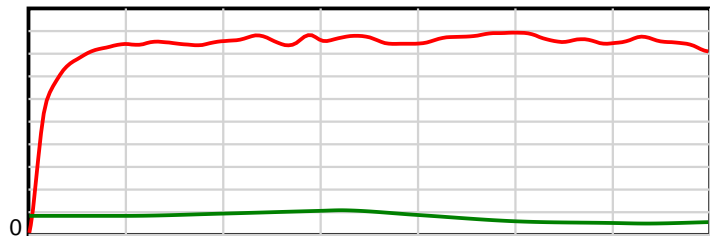
1400 m Finish

0.6 s Stride duration



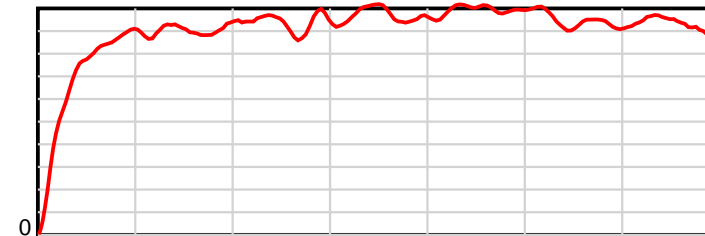
1400 m Finish

20 m/sec Speed



1400 m Finish

100 % Stride efficiency



1400 m Finish

Note: Horizontal distance axis grid lines are 200m furlongs.

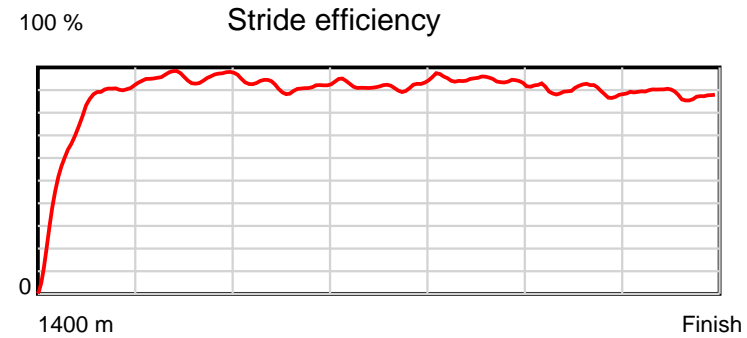
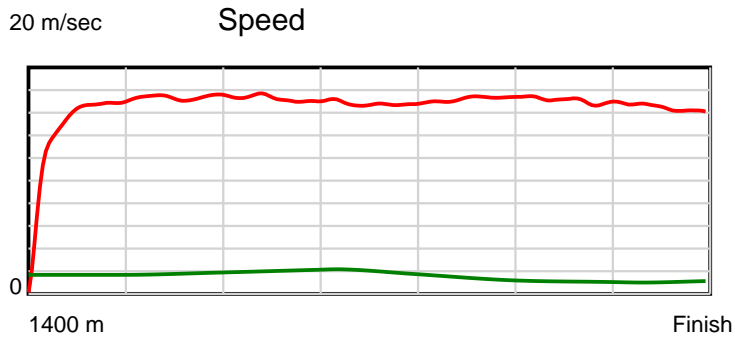
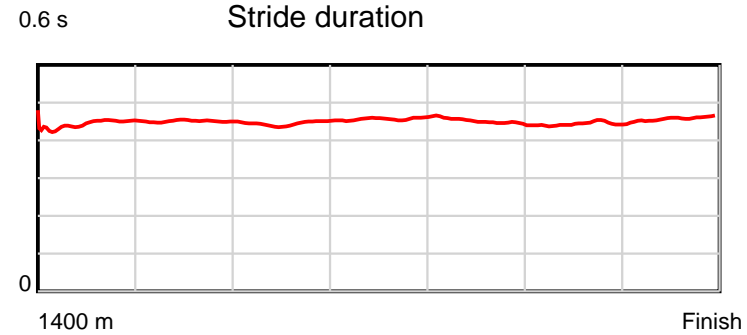
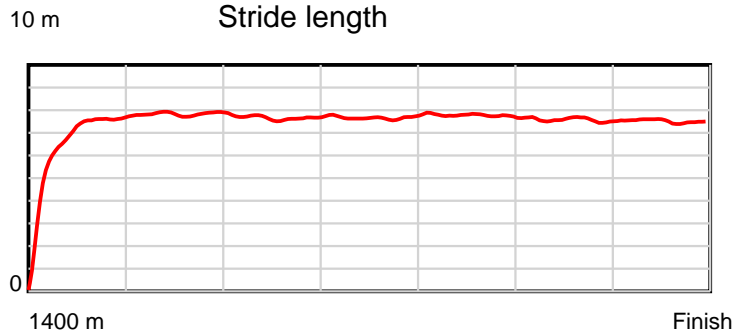
**Disclaimer.**

Tasracing Pty Ltd and Thoroughbred Ratings Pty Ltd accepts no responsibility for the completeness or accuracy of any of the information contained herein, and makes no representations about its suitability for any particular purpose. Users should make their own judgements about those matters and/or seek independent advice. You assume all risks associated with use of the data provided on this page.

# Race Results

December 31, 2014, Race 3, CL1, Distance 1400m, Mowbray - Offset 4m

Result	TAB no.	Horse (Barrier)	1400 to	1200m to	1000m to	800m to	600m to	400m to	200m to	Total or	Margin
7th	9	Porus (13)	1200m	1000m	800m	600m	400m	200m	WP	Average	
		Position in running (margin)	-	9(4.8)	8(7.0)	9(6.6)	11(6.1)	11(3.9)	9(3.2)		5.70
		Sectional time (s)	15.12	11.30	11.69	12.02	11.28	11.91	12.08		
		Cumulative time (s)	85.40	70.28	58.98	47.29	35.27	23.99	12.08	1:25.40	
		Speed (m/s)	13.22	17.70	17.11	16.64	17.73	16.79	16.56	16.39	
		Stride length (m)	5.91	7.99	7.60	7.60	7.99	7.43	7.57	7.37	
		Stride duration (s)	0.433	0.451	0.444	0.457	0.451	0.443	0.458	0.450	
		Stride efficiency (%)	54.51	99.64	90.27	90.33	99.78	86.34	89.66	84.96	
		Stride count	33.86	25.05	26.31	26.31	25.03	26.91	26.40	189.87	



Note: Horizontal distance axis grid lines are 200m furlongs.

#### Disclaimer.

Tasracing Pty Ltd and Thoroughbred Ratings Pty Ltd accepts no responsibility for the completeness or accuracy of any of the information contained herein, and makes no representations about its suitability for any particular purpose. Users should make their own judgements about those matters and/or seek independent advice. You assume all risks associated with use of the data provided on this page.

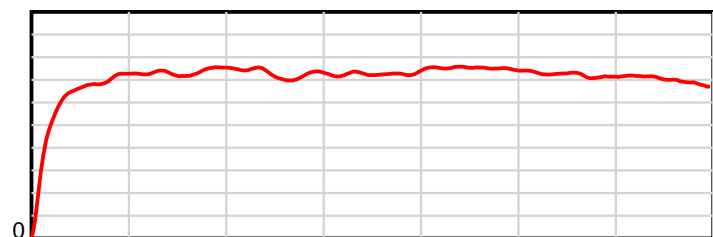


# Race Results

December 31, 2014, Race 3, CL1, Distance 1400m, Mowbray - Offset 4m

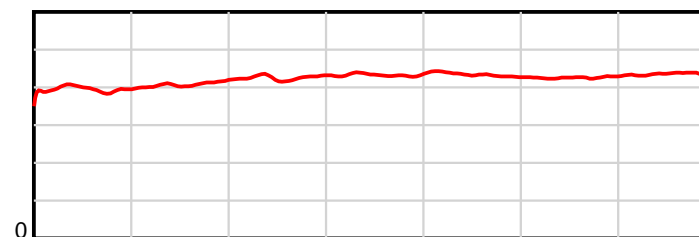
Result	TAB no.	Horse (Barrier)	1400 to	1200m to	1000m to	800m to	600m to	400m to	200m to	Total or	Margin
8th	2	<b>Kool Kash (3)</b>	<b>1200m</b>	<b>1000m</b>	<b>800m</b>	<b>600m</b>	<b>400m</b>	<b>200m</b>	<b>WP</b>	<b>Average</b>	
		Position in running (margin)	-	3(0.7)	3(1.1)	3(1.8)	3(2.3)	3(1.0)	3(1.1)		5.90
		Sectional time (s)	14.34	11.00	11.86	12.19	11.43	12.06	12.56		
		Cumulative time (s)	85.44	71.10	60.10	48.23	36.04	24.61	12.56	1:25.44	
		Speed (m/s)	13.95	18.18	16.86	16.41	17.50	16.58	15.92	16.39	
		Stride length (m)	5.58	7.42	7.18	7.11	7.58	7.06	6.95	6.92	
		Stride duration (s)	0.389	0.408	0.426	0.433	0.433	0.426	0.437	0.422	
		Stride efficiency (%)	48.57	85.93	80.52	78.90	89.75	77.84	75.57	74.81	
		Stride count	35.87	26.97	27.86	28.15	26.39	28.34	28.76	202.34	

10 m Stride length



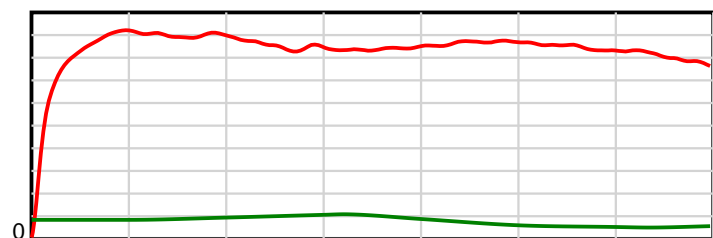
1400 m Finish

0.6 s Stride duration



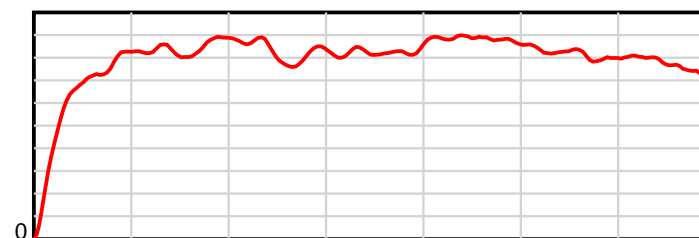
1400 m Finish

20 m/sec Speed



1400 m Finish

100 % Stride efficiency



1400 m Finish

Note: Horizontal distance axis grid lines are 200m furlongs.

## Disclaimer.

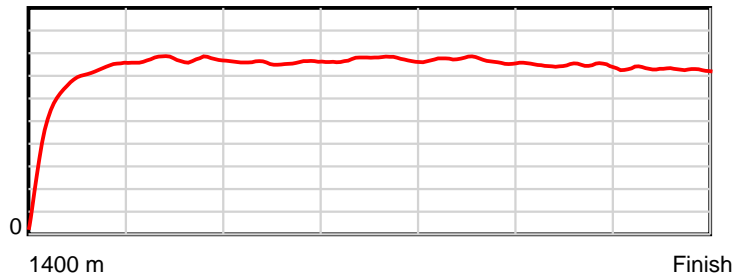
Tasracing Pty Ltd and Thoroughbred Ratings Pty Ltd accepts no responsibility for the completeness or accuracy of any of the information contained herein, and makes no representations about its suitability for any particular purpose. Users should make their own judgements about those matters and/or seek independent advice. You assume all risks associated with use of the data provided on this page.

# Race Results

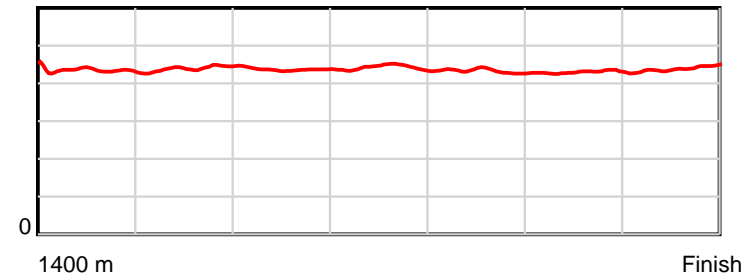
December 31, 2014, Race 3, CL1, Distance 1400m, Mowbray - Offset 4m

Result	TAB no.	Horse (Barrier)	1400 to	1200m to	1000m to	800m to	600m to	400m to	200m to	Total or	Margin
9th	13	<b>Gwemrae (12)</b>	<b>1200m</b>	<b>1000m</b>	<b>800m</b>	<b>600m</b>	<b>400m</b>	<b>200m</b>	<b>WP</b>	<b>Average</b>	
		Position in running (margin)	-	13(7.3)	13(10.3)	12(8.6)	12(6.3)	12(4.9)	12(4.2)		6.30
		Sectional time (s)	15.47	11.43	11.47	11.72	11.41	11.92	12.10		
		Cumulative time (s)	85.51	70.04	58.61	47.15	35.43	24.01	12.10	1:25.51	
		Speed (m/s)	12.92	17.50	17.44	17.06	17.53	16.78	16.53	16.37	
		Stride length (m)	5.77	7.70	7.61	7.53	7.57	7.20	7.29	7.17	
		Stride duration (s)	0.435	0.440	0.436	0.441	0.432	0.429	0.441	0.438	
		Stride efficiency (%)	52.01	92.58	90.44	88.51	89.64	81.05	82.94	80.42	
		Stride count	34.67	25.98	26.29	26.58	26.41	27.77	27.45	195.15	

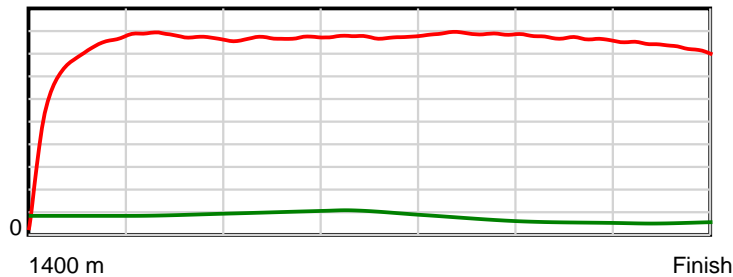
10 m Stride length



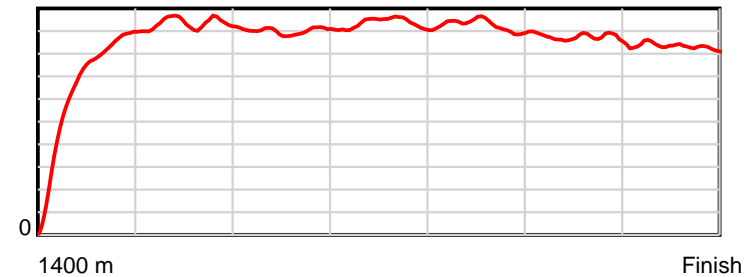
0.6 s Stride duration



20 m/sec Speed



100 % Stride efficiency



Note: Horizontal distance axis grid lines are 200m furlongs.

## Disclaimer.

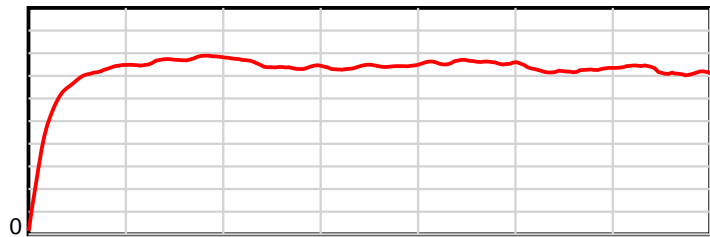
Tasracing Pty Ltd and Thoroughbred Ratings Pty Ltd accepts no responsibility for the completeness or accuracy of any of the information contained herein, and makes no representations about its suitability for any particular purpose. Users should make their own judgements about those matters and/or seek independent advice. You assume all risks associated with use of the data provided on this page.

# Race Results

December 31, 2014, Race 3, CL1, Distance 1400m, Mowbray - Offset 4m

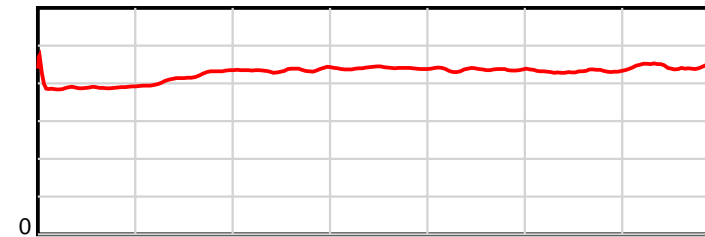
Result	TAB no.	Horse (Barrier)	1400 to	1200m to	1000m to	800m to	600m to	400m to	200m to	Total or	Margin
10th	15	<b>Before All (8)</b>	<b>1200m</b>	<b>1000m</b>	<b>800m</b>	<b>600m</b>	<b>400m</b>	<b>200m</b>	<b>WP</b>	<b>Average</b>	
		Position in running (margin)	-	2(0.6)	1(0.0)	1(0.0)	1(0.0)	1(0.0)	2(1.0)		6.50
		Sectional time (s)	14.38	10.84	11.75	12.10	11.65	12.20	12.63		
		Cumulative time (s)	85.55	71.17	60.33	48.58	36.48	24.83	12.63	1:25.54	
		Speed (m/s)	13.91	18.45	17.02	16.53	17.17	16.39	15.84	16.36	
		Stride length (m)	5.72	7.71	7.41	7.27	7.49	7.07	7.08	7.05	
		Stride duration (s)	0.397	0.418	0.435	0.440	0.436	0.431	0.447	0.431	
		Stride efficiency (%)	51.08	92.91	85.76	82.64	87.72	78.02	78.39	77.61	
		Stride count	34.98	25.94	27.00	27.50	26.69	28.30	28.24	198.65	

10 m Stride length



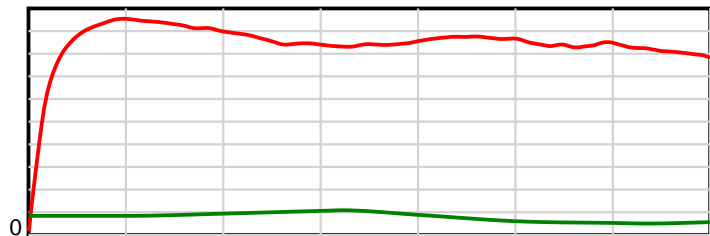
1400 m Finish

0.6 s Stride duration



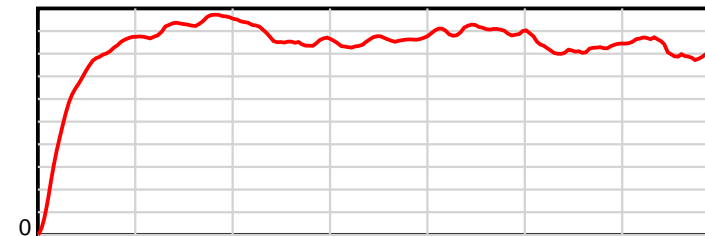
1400 m Finish

20 m/sec Speed



1400 m Finish

100 % Stride efficiency



1400 m Finish

Note: Horizontal distance axis grid lines are 200m furlongs.

## Disclaimer.

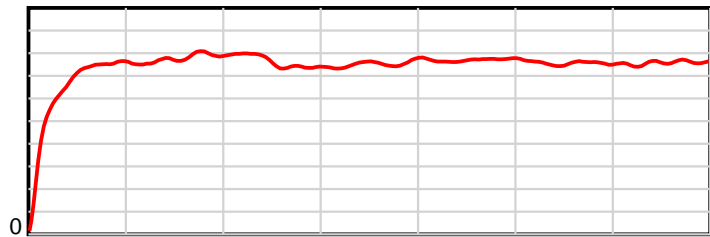
Tasracing Pty Ltd and Thoroughbred Ratings Pty Ltd accepts no responsibility for the completeness or accuracy of any of the information contained herein, and makes no representations about its suitability for any particular purpose. Users should make their own judgements about those matters and/or seek independent advice. You assume all risks associated with use of the data provided on this page.

# Race Results

December 31, 2014, Race 3, CL1, Distance 1400m, Mowbray - Offset 4m

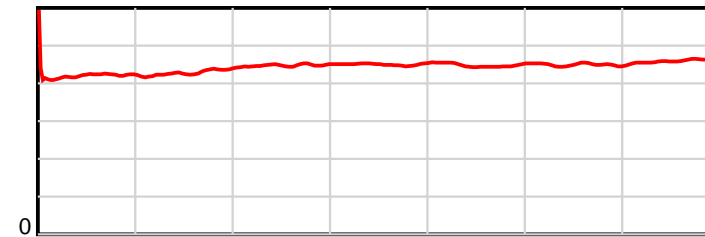
Result	TAB no.	Horse (Barrier)	1400 to	1200m to	1000m to	800m to	600m to	400m to	200m to	Total or	Margin
11th	8	Mygreyhorse (2)	1200m	1000m	800m	600m	400m	200m	WP	Average	
		Position in running (margin)	-	6(2.2)	5(2.1)	5(3.1)	6(2.8)	6(2.2)	7(2.5)		6.60
		Sectional time (s)	14.82	10.93	11.91	12.05	11.56	12.08	12.22		
		Cumulative time (s)	85.57	70.75	59.82	47.90	35.86	24.30	12.22	1:25.56	
		Speed (m/s)	13.50	18.30	16.79	16.60	17.30	16.56	16.37	16.36	
		Stride length (m)	5.87	7.83	7.52	7.48	7.76	7.43	7.56	7.29	
		Stride duration (s)	0.419	0.428	0.448	0.450	0.448	0.449	0.462	0.445	
		Stride efficiency (%)	53.87	95.82	88.31	87.38	93.99	86.25	89.23	82.96	
		Stride count	34.06	25.54	26.61	26.75	25.79	26.92	26.47	192.14	

10 m Stride length



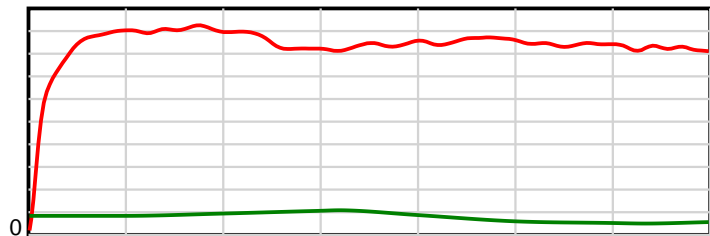
1400 m Finish

0.6 s Stride duration



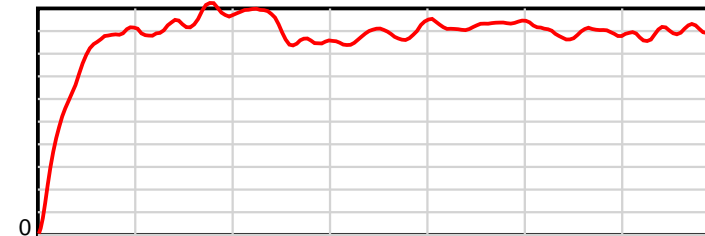
1400 m Finish

20 m/sec Speed



1400 m Finish

100 % Stride efficiency



1400 m Finish

Note: Horizontal distance axis grid lines are 200m furlongs.

## Disclaimer.

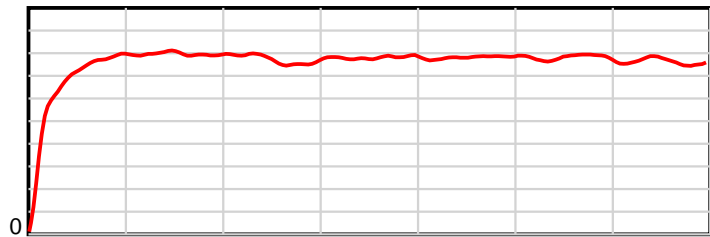
Tasracing Pty Ltd and Thoroughbred Ratings Pty Ltd accepts no responsibility for the completeness or accuracy of any of the information contained herein, and makes no representations about its suitability for any particular purpose. Users should make their own judgements about those matters and/or seek independent advice. You assume all risks associated with use of the data provided on this page.

# Race Results

December 31, 2014, Race 3, CL1, Distance 1400m, Mowbray - Offset 4m

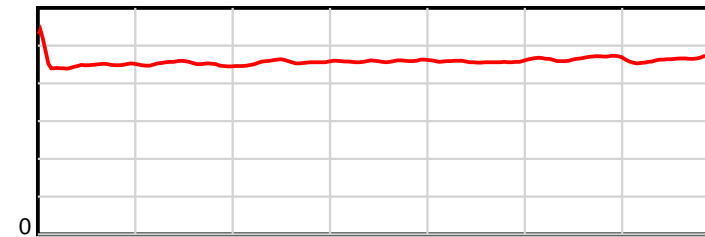
Result	TAB no.	Horse (Barrier)	1400 to	1200m to	1000m to	800m to	600m to	400m to	200m to	Total or	Margin
12th	11	<b>Testa Gee Gee (9)</b>	<b>1200m</b>	<b>1000m</b>	<b>800m</b>	<b>600m</b>	<b>400m</b>	<b>200m</b>	<b>WP</b>	<b>Average</b>	
		Position in running (margin)	-	7(3.1)	7(5.2)	7(5.0)	8(3.9)	9(3.4)	11(3.7)		7.90
		Sectional time (s)	14.94	11.29	11.71	11.92	11.56	12.08	12.30		
		Cumulative time (s)	85.81	70.87	59.58	47.87	35.94	24.38	12.30	1:25.81	
		Speed (m/s)	13.38	17.71	17.08	16.78	17.30	16.56	16.26	16.31	
		Stride length (m)	6.40	8.00	7.79	7.69	7.91	7.72	7.57	7.55	
		Stride duration (s)	0.458	0.451	0.456	0.459	0.457	0.466	0.465	0.463	
		Stride efficiency (%)	63.99	99.93	94.89	92.47	97.86	93.10	89.46	88.97	
		Stride count	31.25	25.01	25.67	26.00	25.27	25.91	26.43	185.54	

10 m Stride length



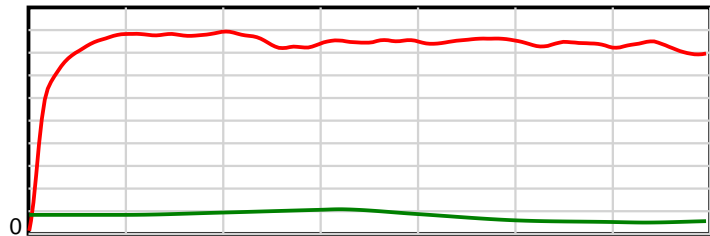
1400 m Finish

0.6 s Stride duration



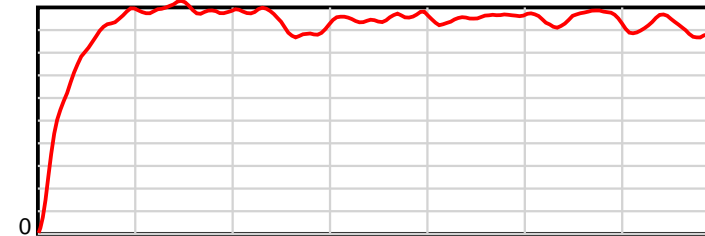
1400 m Finish

20 m/sec Speed



1400 m Finish

100 % Stride efficiency



1400 m Finish

Note: Horizontal distance axis grid lines are 200m furlongs.

**Disclaimer.**

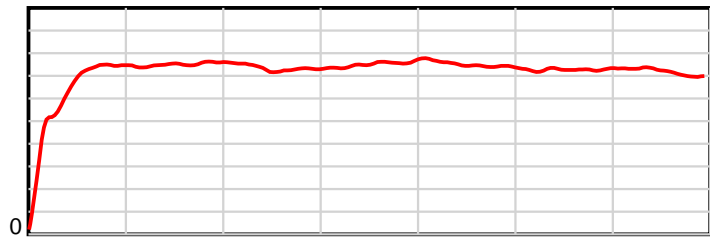
Tasracing Pty Ltd and Thoroughbred Ratings Pty Ltd accepts no responsibility for the completeness or accuracy of any of the information contained herein, and makes no representations about its suitability for any particular purpose. Users should make their own judgements about those matters and/or seek independent advice. You assume all risks associated with use of the data provided on this page.

# Race Results

December 31, 2014, Race 3, CL1, Distance 1400m, Mowbray - Offset 4m

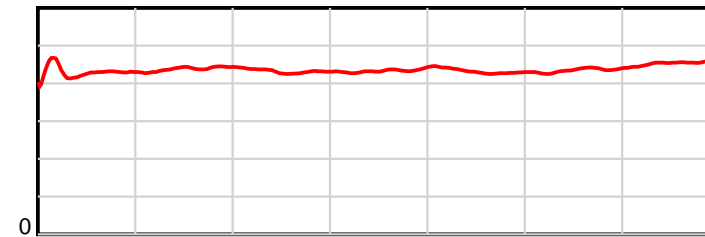
Result	TAB no.	Horse (Barrier)	1400 to	1200m to	1000m to	800m to	600m to	400m to	200m to	Total or	Margin
13th	4	Bachelor's Lif... (6)	1200m	1000m	800m	600m	400m	200m	WP	Average	
		Position in running (margin)	-	12(6.6)	12(10.1)	13(9.1)	10(5.5)	13(5.7)	14(5.3)		10.70
		Sectional time (s)	15.36	11.51	11.58	11.50	11.68	11.98	12.73		
		Cumulative time (s)	86.34	70.98	59.46	47.88	36.38	24.70	12.73	1:26.34	
		Speed (m/s)	13.02	17.38	17.27	17.39	17.12	16.69	15.71	16.22	
		Stride length (m)	5.64	7.63	7.46	7.54	7.39	7.26	7.15	7.08	
		Stride duration (s)	0.424	0.439	0.432	0.433	0.432	0.435	0.455	0.437	
		Stride efficiency (%)	49.62	90.88	86.86	88.75	85.37	82.33	79.97	78.39	
		Stride count	35.49	26.23	26.83	26.54	27.06	27.55	27.96	197.66	

10 m Stride length



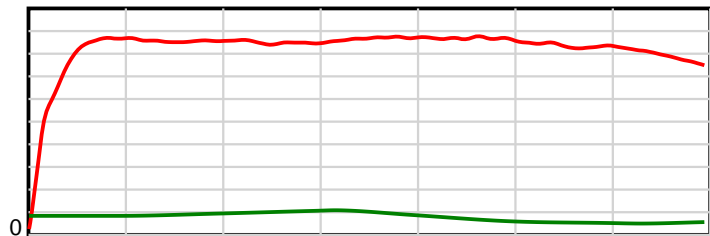
1400 m Finish

0.6 s Stride duration



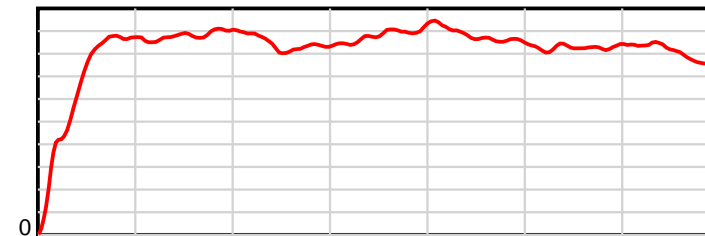
1400 m Finish

20 m/sec Speed



1400 m Finish

100 % Stride efficiency



1400 m Finish

Note: Horizontal distance axis grid lines are 200m furlongs.

## Disclaimer.

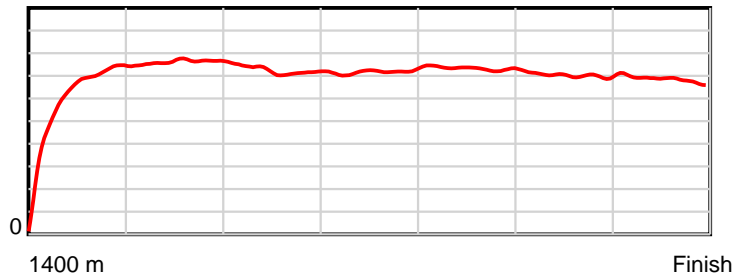
Tasracing Pty Ltd and Thoroughbred Ratings Pty Ltd accepts no responsibility for the completeness or accuracy of any of the information contained herein, and makes no representations about its suitability for any particular purpose. Users should make their own judgements about those matters and/or seek independent advice. You assume all risks associated with use of the data provided on this page.

# Race Results

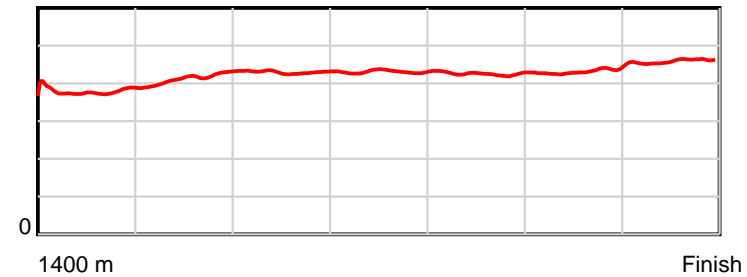
December 31, 2014, Race 3, CL1, Distance 1400m, Mowbray - Offset 4m

Result	TAB no.	Horse (Barrier)	1400 to	1200m to	1000m to	800m to	600m to	400m to	200m to	Total or	Margin
14th	1	Princess Royal... (5)	1200m	1000m	800m	600m	400m	200m	WP	Average	
		Position in running (margin)	-	1(0.0)	2(0.0)	2(0.9)	2(0.3)	2(0.9)	10(3.5)		14.20
		Sectional time (s)	14.37	10.94	11.90	12.00	11.73	12.48	13.58		
		Cumulative time (s)	87.01	72.64	61.70	49.80	37.79	26.06	13.58	1:27.01	
		Speed (m/s)	13.92	18.28	16.81	16.67	17.05	16.03	14.73	16.09	
		Stride length (m)	5.39	7.59	7.22	7.18	7.25	6.93	6.78	6.83	
		Stride duration (s)	0.378	0.415	0.430	0.431	0.425	0.433	0.460	0.424	
		Stride efficiency (%)	45.39	89.91	81.54	80.54	82.05	75.12	71.85	72.89	
		Stride count	37.11	26.37	27.69	27.86	27.60	28.85	29.50	204.98	

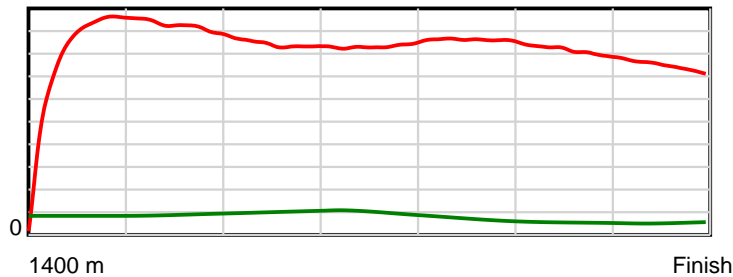
10 m Stride length



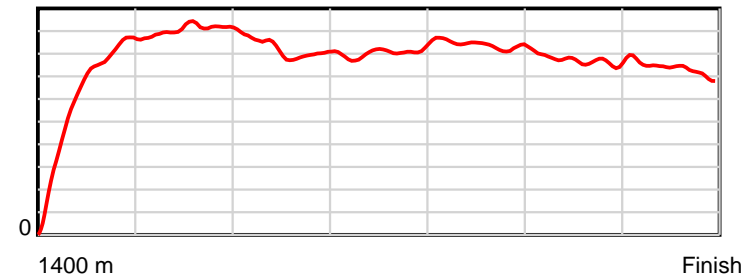
0.6 s Stride duration



20 m/sec Speed



100 % Stride efficiency



Note: Horizontal distance axis grid lines are 200m furlongs.

## Disclaimer.

Tasracing Pty Ltd and Thoroughbred Ratings Pty Ltd accepts no responsibility for the completeness or accuracy of any of the information contained herein, and makes no representations about its suitability for any particular purpose. Users should make their own judgements about those matters and/or seek independent advice. You assume all risks associated with use of the data provided on this page.